



VIRGINIA BEACH CITY PUBLIC SCHOOLS

CHARTING THE COURSE

School Board Services

Carolyn T. Rye, Chair
District 5 - Lynnhaven

Kimberly A. Melnyk, Vice Chair
District 7 – Princess Anne

Beverly M. Anderson
At-Large

Sharon R. Felton
District 6 – Beach

Jennifer S. Franklin
District 2 – Kempsville

Dorothy M. Holtz
At-Large

Laura K. Hughes
At-Large

Victoria C. Manning
At-Large

Jessica L. Owens
District 3 – Rose Hall

Trenace B. Riggs
District 1 – Centerville

Carolyn D. Weems
District 4 - Bayside

Aaron C. Spence, Ed.D., Superintendent

School Board Regular Meeting Proposed Agenda **Tuesday, September 27, 2022**

School Administration Building #6, Municipal Center
2512 George Mason Drive
P.O. Box 6038
Virginia Beach, VA 23456
(757) 263-1000

Public seating will be made available on a first-come, first-served basis. Members of the public will also be able to observe the School Board Meeting through livestreaming on www.vbschools.com, broadcast on VBTV Channel 47, and on Zoom through the link below.

Attendee link: https://us02web.zoom.us/join/wn_ckreR1gmRy209Vic3ObKwQ

Call-in (301) 715-8592 ID 834 9663 7878

The School Board's expectations regarding decorum, order and public comments can be found in School Board Bylaws [1-47](#) and [1-48](#). Public comment is always welcome by the School Board through their group e-mail account at SchoolBoard@VBCPSboard.com or by request to the Clerk of the School Board at (757) 263-1016. Requests for accommodations should be discussed with the Clerk of the Board by 9:00 a.m. on September 26, 2022.

- 1. Administrative, Informal, and Workshop (Einstein.Lab) 4:00 p.m.**
 - A. School Board Administrative Matters and Reports
 - B. Forecast of Regular School Board Meeting Agenda Topics FY23 – 2nd Quarter: October, November, December
 - C. Department of School Division Services Update
 - D. Educational Equity Plan
- 2. Closed Session (as needed)**
- 3. School Board Recess 5:30 p.m.**
- 4. Formal Meeting (School Board Chambers) 6:00 p.m.**
- 5. Call to Order and Roll Call**
- 6. Moment of Silence followed by the Pledge of Allegiance**
- 7. Student, Employee and Public Awards and Recognition**
- 8. Adoption of the Agenda**
- 9. Superintendent's Report (second monthly meeting)**
- 10. Approval of Meeting Minutes**
 - A. September 13, 2022 Regular School Board Meeting **Added 09/26/2022**
- 11. Public Comments (until 8:00 p.m.)**

The School Board will hear public comments at the September 27, 2022 School Board Meeting. Citizens may sign up to speak by completing the [online form here](#) or contacting the School Board Clerk at 263-1016 and shall be allocated three (3) minutes each. Sign up for public speakers will close at noon on September 27, 2022. Speakers will be provided with further information concerning how they will be called to speak. In person speakers should be in the parking lot of the School Administration Building, 2512 George Mason Drive, Building 6, Municipal Center, Virginia Beach, Virginia 23456 by 5:45 p.m. September 27, 2022. Speakers signed up to address the School Board through Zoom or by telephone should be signed into the School Board Meeting by 5:45 p.m. All public comments shall meet School Board Bylaws, 1-47 and 1-48 requirements for Public Comment and Decorum and Order.



VIRGINIA BEACH CITY PUBLIC SCHOOLS CHARTING THE COURSE

School Board Regular Meeting Proposed Agenda (continued)
Tuesday, September 27, 2022

12. **Information**

- A. Interim Financial Statements – June (unaudited), July and August 2022
- B. Policy Review Committee Recommendations:
 - 1. Policy 3-63/Safety: Weapons on School property
 - 2. Policy 5-9/Age of Entrance/Kindergarten
 - 3. Policy 5-22/Teacher Removal of Students from Class for Disruptive Behavior
 - 4. Policy 5-23/Students Over 20
 - 5. Policy 5-24/Dropouts: Prevention/Intervention and Retrieval
 - 6. Policy 5-42/Property Damage
 - 7. Policy 5-55/Health Services/Health Services manual
 - 8. Policy 5-57/Medications
 - 9. Policy 5-60/Toxic Art materials
 - 10. Policy 5-63/Early Dismissal/Leaving School Grounds
 - 11. Policy 5-65/Search and Seizure
 - 12. Policy 5-68/Sex Offender Registry Notifications
 - 13. Policy 5-70/Employment Counseling and Placement Services
 - 14. Policy 5-72/Student Photographs/Class Rings/Other Sales
 - 15. Policy 5-75/Indigent Students
 - 16. Policy 6-13/School Day
 - 17. Policy 6-23/Curriculum Documents
 - 18. Policy 5-52/Class Size
 - 19. Policy 6-73/Testing and Assessment

13. **Return to public comments if needed**

14. **Consent Agenda**

- A. Resolutions:
 - 1. Dyslexia Awareness Month
 - 2. Bullying Prevention Month
 - 3. Disability History and Awareness Month
 - 4. Filipino American History Month
 - 5. LGBTQIA+ History Month
 - 6. Indigenous Peoples' Day
- B. Budget Calendar
- C. Environmental Studies Program: Year-Two Comprehensive Evaluation
- D. School Board Compensation Philosophy

15. **Action**

- A. Personnel Report / Administrative Appointments Updated 09/29/2022
- B. 403(b) Oversight Committee Membership

16. **Committee, Organization or Board Reports**

17. **Return to Administrative, Informal, Workshop or Closed Session matters**

18. **Adjournment**



Forecast of Regular School Board Meeting Agenda Topics FY 23

Subject: Second Quarter – October, November, December 2022 **Item Number:** 1B

Section: Workshop **Date:** September 27, 2022

Senior Staff: Donald E. Robertson, Jr., Ph.D., Chief of Staff

Prepared by: Donald E. Robertson, Jr., Ph.D., Chief of Staff

Presenter(s): Aaron C. Spence, Ed.D., Superintendent

Recommendation:

That the School Board receive the Administration's forecast of agenda topics to be presented at School Board meetings during the second quarter, October, November, and December, of the 2022-2023 school year.

Background Summary:

Source:

Budget Impact:



Subject: Department of School Division Services Update **Item Number:** 1C

Section: Administrative, Informal, and Workshop **Date:** September 27, 2022

Senior Staff: Jack Freeman, Chief Operations Officer

Prepared by: Jack Freeman, Chief Operations Officer; Melisa Ingram, Executive Director of Facilities Services; Eric Woodhouse, Director of Maintenance Services; Sam Nix, Director of Custodial and Distribution Services; Thomas DeMartini, Director of Security and Emergency Management; James Lash Executive Director of Transportation and Fleet Management Services; Viorica (Vicka) Harrison, Director of Food Services

Presenter(s): Jack Freeman, Chief Operations Officer; Melisa Ingram, Executive Director of Facilities Services; Eric Woodhouse, Director of Maintenance Services; Sam Nix, Director of Custodial and Distribution Services; Thomas DeMartini, Director of Security and Emergency Management; James Lash Executive Director of Transportation and Fleet Management Services; Viorica (Vicka) Harrison, Director of Food Services

Recommendation:

That the school board receive updates from the offices within the Department of School Division Services.

Background Summary:

The Department of School Division Services consists of the offices of Facilities Services, Maintenance Services, Custodial and Distribution Services, Security and Emergency Management, Transportation and Fleet Management Services, and Food Services.

Source:

N/A

Budget Impact:

N/A



Subject: Educational Equity Plan

Item Number: 1D

Section: Administrative, Informal, and Workshop

Date: September 27, 2022

Senior Staff: Ty M. Harris, Director, Office for Diversity, Equity and Inclusion

Prepared by: Ty M. Harris, Director, Office for Diversity, Equity and Inclusion

Presenter(s): Ty M. Harris, Director, Office for Diversity, Equity and Inclusion

Recommendation:

That the School Board receive an Educational Equity Plan update.

Background Summary:

The School Board adopted Policy 5-4 Educational Equity on September 9, 2020. Section C of the policy calls for the School Division to create an Equity Plan to identify priorities, correct and address the inequalities and review and monitor such efforts. This update will include the progress made towards completing an Equity Plan for Board review.

The office remains committed to providing and supporting inclusive teaching and learning opportunities for students, staff and the community.

Source:

Office for Diversity, Equity and Inclusion

Budget Impact:

N/A



Subject: Approval of Minutes **Item Number:** 10A

Section: Approval of Meeting Minutes **Date:** September 27, 2022

Senior Staff: N/A

Prepared by: Regina M. Toneatto, School Board Clerk

Presenter(s): Regina M. Toneatto, School Board Clerk

Recommendation:

That the School Board adopt the following set of minutes as presented:

A. September 13, 2022 Regular School Board Meeting

Note: Supporting documentation will be provided to the School Board under separate cover prior to the meeting.

Background Summary:

N/A

Source:

Bylaw 1-40

Budget Impact:

N/A



VIRGINIA BEACH CITY PUBLIC SCHOOLS CHARTING THE COURSE

School Board Services

Carolyn T. Rye, Chair
District 5 - Lynnhaven

Kimberly A. Melnyk, Vice Chair
District 7 – Princess Anne

Beverly M. Anderson
At-Large

Sharon R. Felton
District 6 – Beach

Jennifer S. Franklin
District 2 – Kempsville

Dorothy M. Holtz
At-Large

Laura K. Hughes
At-Large

Victoria C. Manning
At-Large

Jessica L. Owens
District 3 – Rose Hall

Trenace B. Riggs
District 1 – Centerville

Carolyn D. Weems
District 4 - Bayside

Aaron C. Spence, Ed.D., Superintendent

School Board Regular Meeting MINUTES **Tuesday, September 13, 2022**

School Administration Building #6, Municipal Center
2512 George Mason Drive
P.O. Box 6038
Virginia Beach, VA 23456
(757) 263-1000

- 1. Administrative, Informal, and Workshop:** Chair Rye convened the administrative, informal, and workshop session at 4:00 p.m. on the 13th day of September 2022 and announced members of the public will be able to observe the School Board meeting through live streaming on vbschools.com, broadcast on VBTV Channel 47 and on Zoom. It is the School Board's protocol to break at 5:30 p.m. to prepare for the Formal Session at 6:00 p.m. At 5:30 p.m., the School Board will conclude unless the School Board votes to continue to no later than 5:45 p.m. to allow the School Board and the School Administration to prepare for the Formal Session of the School Board Meeting.

The following members were present in the Einstein Lab: Chair Rye, Vice Chair Melnyk, Ms. Anderson, Ms. Felton, Ms. Franklin, Ms. Holtz, Ms. Hughes, Ms. Owens (arrived 4:19 p.m.), Ms. Riggs, and Ms. Weems (arrived 4:09 p.m.) School Board member, Ms. Manning was attending another event and was not present at the meeting.

- A. School Board Administrative Matters and Reports: Chair Rye mentioned the Closed Session with outside counsel to begin around 5:00 p.m.
- B. Summer Learning/School Opening Review: Kipp Rogers, Ph.D., Chief Academic Officer, and Lorena Kelly, Ph.D., Executive Director of Elementary Teaching and Learning provided the School Board updates on the implementation of summer learning experiences in elementary and secondary and the instructional supports in place for an effective school opening; Dr. Rogers provided a brief overview of the presentation and introduced Dr. Kelly. Dr. Kelly continued the presentation and reviewed the elementary summer learning opportunities: July 1 – summer learning boost, July 5-28 – summer learning camp at select sites, July 5-August 19 – tutoring and learning for schools who did not have a summer learning camp; shared data regarding launches from summer learning boost site; reviewed K-5 attendance data – percentage of students who attended 12 or more of the 15 instructional days; shared data from Language Arts: K-2 grade teachers reported students' progress on understanding of phonetic principles and phonological & phonemic awareness, 3-5 grade teachers collected data on students' reading and demonstrating comprehension on fiction and non-fiction texts and word-analysis skills; Math data: K-2 grade teachers reported progress on number sense and computation, 3-5 grade teachers also selected objectives in number sense and computation; shared examples of family feedback and teacher feedback from the learning camp; noted 90% of teachers agreed or strongly agreed that their students maintained or strengthened key literacy skills and 89% of teachers agreed or strongly agreed that their students maintained or strengthened key math skills; summer learning leaps tutoring over 300 students participated in activities; extended school year (ESY) services, special education and/or related services provided beyond the school year, consideration of ESY services is a part of the IEP process.
- Secondary summer learning opportunities: June 28-August 2 – summer school for retake courses, June 28-August 15 – summer school for first time courses; reviewed academic performance data for secondary summer school; repeat course pass rate (face-to-face): middle school – overall enrollment: 468, overall pass rate: 97%; high school – overall enrollment: 912, overall pass rate: 92%; first time course takers (Digital Campus): total registrations:

School Board of the City of Virginia Beach
School Administration Building #6 Municipal Center
2512 George Mason Drive,
Virginia Beach, VA 23456

Tuesday, September 13, 2022
School Board Regular Meeting
Page 2 of 11

2,168, registrations ended with a passing grade: 2,058, overall pass rate: 95%; summer boost – 607 secondary students (middle and high school) accessed Schoology for math Boost opportunities and 145 secondary students accessed Schoology for science Boost opportunities; there were 127 graduates at summer graduation; summer participation had 8,908 students; Dr. Kelly introduced Matt Delaney, Chief Schools Officer.

Mr. Delaney continued the presentation and shared information regarding 2022-23 school opening; mentioned *Compass to 2025* and supporting staff and celebrating success; in-service week focused on celebrating accomplishments and planning around their foundational principals: advancing educational equity, using integrated systems of support and creating future ready students; schools are focused on closing achievement gaps, emphasizing the foundational skills of literacy and numeracy, engaging in professional learning; Mr. Delaney introduced Cheryl Woodhouse, Chief Human Resources Officer; Ms. Woodhouse reviewed instructional vacancies; total number of instructional vacancies is 35 and 99.33% staffed; prior to opening schools there were 51 non-instructional based vacancies; as of today, there are 36; staffing custodial and food services vacancies has been a challenge; mentioned the tuition-free program – waiving student tuition for VBCPS staff who do not reside in Virginia Beach; Ms. Woodhouse introduced Jack Freeman, Chief Operations Officer.

Mr. Freeman reviewed transportation data; SY 2022-23 transportation - 45,286 students registered; bus drivers: 38 in training, 30 scheduled for next training session, 482 of 615 bus drivers; security and emergency management: continued focus on safety procedures, School Security Officers (SSOs) in place – 9 of 11 high schools, 5 of 15 middle schools, initial phase of added Security Assistants at elementary schools – 10 of 55 elementary schools. The presentation continued with questions and comments regarding staffing efforts, what strategies worked; bus driver training; School Security Officers (SSO) and School Resource Officers (SRO); 4x4 schedule and utilizing teachers; secondary teachers with more than 150 students and stipend; teacher vacancies compared to last year; and distance learning.

- C. CARES Update/Fund Usage: Crystal Pate, Chief Financial Officer, provided the School Board an update on the various federal pandemic-relief funding VBCPS has received; brief overview of ESSER funds: ESSER I – Coronavirus Aid, Relief and Economic Security (CARES) Act, ESSER II – Coronavirus Response and Relief Supplemental Appropriations (CRRSA) Act, and ESSER III – American Rescue Plan (ARP) Act of 2021; mentioned limitations on the allowable uses of the funds; CARES ESSER I award amount \$10,141,569.51, funds available approximately \$969,000, grant is 90% expended, spending deadline 9/30/2022; reviewed some expenditure items from grant: teacher stipends and additional class allowance to accommodate schedules, roof repair/coating at Bayside ES, casework replacements/repair at Holland Road ES, Indian Lakes ES, Landstown HS, and White Oaks ES, technology devices, personal protective equipment, instructional supply kits and resources for special education students, refrigeration units and cooler to support grab-and-go meals, HVAC upgrade and maintenance for Bayside HS, Indian Lakes ES, and Plaza Annex; CRRSA ESSER II award amount \$36,709,197.65, funds available approximately \$1.5 million, grant is 95% expended, spending deadline 9/30/2023; reviewed some expenditure items from grant: full-time and part-time staff to support Virtual Virginia, teacher stipends to assist with recruitment and retention of Extended School Year (ESY) positions, Zoom video conferencing licenses, Google Workspace for Education Plus, contracted services with CHKD to expand education around mental health needs, hand sanitizer, disinfectants, sanitizing products, cafeteria tables to accommodate social distancing.

ARP ESSER III award amount \$82,502,193.98, funds available approximately \$63 million, spending deadline 9/30/2024, grant is about 24% expended or encumbered, grant has a requirement to spend at a minimum 20% (16.5 million) on learning loss; reviewed some expenditure items from grant: teacher stipends to assist with recruitment and retention of ESY positions, increase starting pay for bus drivers, bus driver trainers, and dispatchers starting in FY2022/23, move 250 10-month bus driver positions to 11-month, tutors, translation services and language support for English learner families, Zoom video conferencing licenses, touchless sanitizing floor stand stations for cafeterias, additional refrigeration units, freezers, and coolers for grab-and-go meals, air purifiers and replacement bulbs, personal protective equipment, bus fuel for summer school transportation, monthly rate for hotspots to provide internet access to students, roof repair project at Dey ES; reviewed other pandemic-relief funding. The presentation continued with questions and comments regarding shortage of teacher substitutes and pay increase; literacy training, plans to spend down award funds within time frame – working with various departments.

The administrative, informal, and workshop concluded at 4:53 p.m.

School Board of the City of Virginia Beach
School Administration Building #6 Municipal Center
2512 George Mason Drive,
Virginia Beach, VA 23456

Tuesday, September 13, 2022
School Board Regular Meeting
Page 3 of 11

2. **Closed Session:** Vice Chair Melnyk made a motion, seconded by Ms. Anderson that the School Board recess into Closed Session in accordance with the exceptions to open meetings law set forth in Code of Virginia §2.2-3711 to deliberate on the following matters:

1. A closed meeting pursuant to the exemptions from open meetings allowed by Section 2.2-3711, Part A, Paragraphs 1 & 7, as amended,

A. (1) for discussion, consideration, or interviews of prospective candidates for employment; assignment, appointment, promotion, performance, demotion, salaries, disciplining, or resignation of specific public officers, appointees, or employees of any public body; and evaluation of performance of departments or schools of public institutions of higher education where such evaluation will necessarily involve discussion of the performance of specific individuals: Namely to discuss:

1. Contract matters related to the School Board Attorney's Contract.
2. The Superintendent's annual goals.

A. (7) Consultation with legal counsel and briefings by staff members or consultants pertaining to actual or probable litigation, where such consultation or briefing in open meeting would adversely affect the negotiating or litigating posture of the public body. For the purposes of this subdivision, "probable litigation" means litigation that has been specifically threatened or on which the public body or its legal counsel has a reasonable basis to believe will be commenced by or against a known party. Nothing in this subdivision shall be construed to permit the closure of a meeting merely because an attorney representing the public body is in attendance or is consulted on a matter. Namely to discuss: pending litigation and new court decision.

There were ten (10) ayes in favor of the motion to recess into Closed Session: Chair Rye, Vice Chair Melnyk, Ms. Anderson, Ms. Felton, Ms. Franklin, Ms. Holtz, Ms. Hughes, Ms. Owens, Ms. Riggs, and Ms. Weems. The motion passed, 10-0-0.

Individuals present for discussion in the order in which matters were discussed:

A.1 PERSONNEL MATTERS

1. **Contract matters related to the School Board Attorney's Contract:** School Board members: Chair Rye, Vice Chair Melnyk, Ms. Anderson, Ms. Felton, Ms. Franklin, Ms. Holtz, Ms. Hughes, Ms. Owens, Ms. Riggs, and Ms. Weems; Deborah Collins, Attorney, Yeng Collins Law, PLLC; Superintendent Spence; Regina M. Toneatto, Clerk of the Board.
Kamala H. Lannetti, School Board Attorney, joined the Closed Session at 5:17 p.m. and departed at 5:19 p.m. Deborah Collins departed the Closed Session at 5:20 p.m.
2. **The Superintendent's annual goals:** School Board members: Chair Rye, Vice Chair Melnyk, Ms. Anderson, Ms. Felton, Ms. Franklin, Ms. Holtz, Ms. Hughes, Ms. Owens, Ms. Riggs, and Ms. Weems; Superintendent Spence; Regina M. Toneatto, Clerk of the Board.

Kamala H. Lannetti, School Board Attorney, rejoined the Closed Session at 5:24 p.m.

A.7. CONSULTATION WITH LEGAL COUNSEL

Namely to discuss: pending litigation and new court decision: School Board members: Chair Rye, Vice Chair Melnyk, Ms. Anderson, Ms. Felton, Ms. Franklin, Ms. Holtz, Ms. Hughes, Ms. Owens, Ms. Riggs, and Ms. Weems; Kamala H. Lannetti, School Board Attorney, Superintendent Spence; Regina M. Toneatto, Clerk of the Board.

The School Board reconvened at 5:32 p.m.

Certification of Closed Session: Vice Chair Melnyk read the Certification of Closed Meeting:

WHEREAS, the School Board of the City of Virginia Beach has convened a closed meeting on this date pursuant to an affirmative recorded vote and in accordance with the provisions of the Virginia Freedom of Information Act; and

WHEREAS, Section 2.2-3712 (D) of the Code of Virginia requires a certification by this School Board that such closed meeting was conducted in conformity with Virginia law.

School Board of the City of Virginia Beach
School Administration Building #6 Municipal Center
2512 George Mason Drive,
Virginia Beach, VA 23456

Tuesday, September 13, 2022
School Board Regular Meeting
Page 4 of 11

NOW, THEREFORE, BE IT RESOLVED that the School Board of the City of Virginia Beach hereby certifies that, to the best of each member's knowledge, (i) only public business matters lawfully exempted from open meeting requirements by Virginia law were discussed in the closed meeting to which this certification applies, and (ii) only such public business matters as were identified in the motion by which the closed meeting was convened were heard, discussed, or considered.

Ms. Anderson made the motion, seconded by Ms. Franklin. There were ten (10) ayes in favor of the motion for Certification of Closed Session: Chair Rye, Vice Chair Melnyk, Ms. Anderson, Ms. Felton, Ms. Franklin, Ms. Holtz, Ms. Hughes, Ms. Owens, Ms. Riggs, and Ms. Weems. The motion passed, 10-0-0.

Vice Chair Melnyk made the following motion: that the School Board accepts the job description and contract amendments in the School Board attorney's contract as discussed in Closed Session, in addition that we accept the amendment to goal 2 number 3 in the Superintendent's annual goals. Ms. Holtz seconded the motion. Chair Rye called for a vote. The School Board Clerk announced there were ten (10) ayes in favor of the motion: Chair Rye, Vice Chair Melnyk, Ms. Anderson, Ms. Felton, Ms. Franklin, Ms. Holtz, Ms. Hughes, Ms. Owens, Ms. Riggs, and Ms. Weems. The motion passed, 10-0-0.

Vice Chair Melnyk made a clarifying motion: that the School Board accepts the job description and contract amendments in the School Board attorney's contract as discussed in closed session, in addition that we accept the Superintendent's annual goals. Ms. Owens seconded the motion. Chair Rye called for a vote. The School Board Clerk announced there were ten (10) ayes in favor of the motion: Chair Rye, Vice Chair Melnyk, Ms. Anderson, Ms. Felton, Ms. Franklin, Ms. Holtz, Ms. Hughes, Ms. Owens, Ms. Riggs, and Ms. Weems. The motion passed, 10-0-0.

3. School Board Recess: Chair Rye adjourned the administrative, informal, and workshop session at 5:35 p.m.

4. Formal Meeting (School Board Chambers) 6:00 p.m.

5. Call to Order and Roll Call: Chair Rye convened the meeting of the School Board in the School Board chamber at 6:01 p.m. on the 13th day of September 2022 and noted members of the public will be able to observe the School Board meeting through livestreaming on vbschools.com, broadcast on VBT Channel 47, and on Zoom.

The following School Board members were present in the School Board chamber: Chair Rye, Vice Chair Melnyk, Ms. Anderson, Ms. Felton, Ms. Franklin, Ms. Holtz, Ms. Hughes, Ms. Owens, Ms. Riggs, and Ms. Weems. School Board member, Ms. Manning was attending another event and was not present at the meeting.

6. Moment of Silence followed by the Pledge of Allegiance

7. Student, Employee and Public Awards and Recognition

A. VBCPS Purchasing Services, Achievement of Excellence in Procurement: The School Board recognized the Virginia Beach City Public Schools Office of Purchasing which received the Achievement of Excellence in Procurement distinction from the National Procurement Institute. This award recognizes organizational excellence in public and nonprofit procurement. The award criteria are designed to measure innovation, professionalism, e-procurement, productivity, and leadership attributes of the procurement function.

8. Adoption of the Agenda: Chair Rye called for any modifications to the agenda as presented. Hearing none, Chair Rye called for a motion to approve the agenda as presented. Ms. Franklin made the motion, seconded by Ms. Riggs. Without discussion, Chair Rye called for a vote. The School Board Clerk announced there were ten (10) ayes in favor of the motion: Chair Rye, Vice Chair Melnyk, Ms. Anderson, Ms. Felton, Ms. Franklin, Ms. Holtz, Ms. Hughes, Ms. Owens, Ms. Riggs, and Ms. Weems. The motion passed, 10-0-0.

9. Superintendent's Report: There was no report presented at the meeting.

10. Approval of Meeting Minutes

A. August 23, 2022 Regular School Board Meeting: Chair Rye called for any modifications to the August 23, 2022 regular School Board meeting minutes as presented. Hearing none, Chair Rye called for a motion to approve the August 23, 2022 meeting minutes as presented. Ms. Felton made the motion, seconded by Ms. Hughes. Without discussion, Chair Rye called for a vote. The School Board Clerk announced there were ten (10) ayes in favor of the motion: The School Board Clerk announced there were ten (10) ayes in favor

School Board of the City of Virginia Beach
School Administration Building #6 Municipal Center
2512 George Mason Drive,
Virginia Beach, VA 23456

Tuesday, September 13, 2022
School Board Regular Meeting
Page 5 of 11

of the motion: Chair Rye, Vice Chair Melnyk, Ms. Anderson, Ms. Felton, Ms. Franklin, Ms. Holtz, Ms. Hughes, Ms. Owens, Ms. Riggs, and Ms. Weems. The motion passed, 10-0-0.

11. Public Comments (until 8:00 p.m.)

Chair Rye announced the School Board will hear public comments on matters relevant to PreK-12 public education in Virginia Beach and the business of the School Board and the School Division from citizens and delegations who signed up with the School Board Clerk prior to the meeting. Chair Rye mentioned information regarding speaker process, decorum and order, and submitting comments via group email.

There were fifteen (15) in person speakers (including four (4) student speakers) and three (3) online speakers; topics discussed were cell phone policy; parental rights resolution; teacher pay scale for 30+ years; threatening emails to staff members; books; censorship; parental rights; VBCPS salaries; support for library staff; restriction of books; challenged books; staff input; staff retention; and resolutions.

The Public Comments ended at 6:56 p.m.

12. Information

- A. Budget Calendar: Crystal Pate, Chief Financial Officer, presented the Budget Calendar for the FY 2023/24 Operating Budget and the 2023/24 – 2028/29 Capital Improvement Program; the following calendar was shared:

Budget Calendar **FY 2023/24 School Operating Budget** **FY 2023/24-FY 2028/29 Capital Improvement Program**

2022

September	The Budget Calendar is developed
September 13	The Budget Calendar is presented to the School Board for information
September 27	The Budget Calendar is presented to the School Board for action
October - December	Budget requests are submitted by senior staff and budget managers to the Office of Budget Development
November 15 (Tentative)	A Five-Year Forecast is presented to the School Board and the City Council
December 13	A public hearing is held to solicit stakeholder input for consideration in the development of the Superintendent's Estimate of Needs document (<i>no document available at this time</i>)
December (3rd week)	State revenue estimates are released by the Virginia Department of Education

2023

January 2 - 11	Budget requests are reviewed, refined, and summarized by the Office of Budget Development
January	The recommended School Operating Budget and Capital Improvement Program are presented to the Superintendent and the Planning and Performance Monitoring Committee
February 7	The Superintendent's Estimate of Needs and the Capital Improvement Program are presented to the School Board
February 14	School Board Budget Workshop #1 is held - Time TBD
February 14	A public hearing is held to solicit stakeholder input and offer the community an opportunity to be involved in the budget development process
February 21	School Board Budget Workshop #2 is held - Time TBD
February 28	Budget Workshop #3 - Time TBD
March 7	The School Board Proposed Operating budget and the Capital Improvement Program are adopted by the School Board
April (TBD by City)	The School Board Proposed Operating Budget and the Capital Improvement Program are presented to the City Council (Sec. 15.1-2508)
No Later Than May 15	The School Operating Budget and the Capital Improvement Program budget are approved by the City Council (Sec. 22.1-93; 22.1-94; 22.1-115)

It was noted that the timeline is typical as it has been in the past; mentioned staff with work with the Planning, Performance and Monitoring Committee (PPMC) to gather input from the School Board prior to presenting the Superintendent's Estimate of Needs.

- B. Standards of Learning Student Performance: Tracy LaGatta, Director of Student Assessment provided the School Board information related to the 2021-2022 Standards of Learning student performance; reviewed the presentation topics and impact of COVID-19 on schools and SOL assessments; shared division pass rates summary for mathematics SOL test, reading and writing SOL tests, science SOL test, and history SOL test; shared pass rates by reporting group for mathematics, and reading; reviewed pass rate comparisons for grades 3-8 between VBCPS and the Commonwealth of Virginia; reviewed pass rate comparisons end-of-course (EOC) between VBCPS and the Commonwealth of Virginia; shared comparison with other divisions and Hampton Roads Cities overall SOL pass rates by subject; reviewed annual pass rate summary accomplishments: pass rates are improving, reading pass rates – single digit differences, scores at pre-pandemic or higher in grade 11 reading, geometry, and earth science, VBCPS out performed the state in most tests (26 out of 29), VBCPS outperformed comparable school divisions in reading and math, VBCPS outperformed local school divisions in all areas but history; areas of focus: mathematics – grades 3-8, special emphasis on grade 7 mathematics, science (exception of earth science), history – Virginia studies (grade 5), world geography, world history I & II, students with disabilities, English learners, and African American; Ms. LaGatta introduced Kipp Rogers, Ph.D., Chief Academic Officer. Dr. Rogers continued the presentation; reviewed the Teaching and Learning Framework which emphasizes planning, teaching, and assessing with respond in-between each; referred to *Compass to 2025* and strategic action agenda; K-12 response – focus on: professional learning, enhance curriculum, observational feedback and alignment to instructional practices; support structure for schools: differentiated support (some schools), universal support (all schools); shared comprehensive local assessment plan; Language Art response: professional learning – LETRS (Language Essentials for Teachers of Reading and Spelling), curriculum – content integration (writing) opportunities added to curriculum; shared examples of writing and content support – VBCPS small group reading instruction, secondary content teachers use the PPE model (Point, Proof, Explain) for writing; Math response: professional learning – assessment, data analysis and response; curriculum – continued emphasis on rigorous instruction, manipulative use and balanced assessment practices, slight adjustments to pacing, curriculum updates to highlight science integration opportunities in elementary; reviewed examples of elementary and secondary math rich tasks; mentioned math and literacy coaches to provide support to schools. Science and social studies instruction – focus on inquiry and problem solving; science – emphasis on process, investigation, design, and understanding; science/social studies – emphasis on the strategy 'Explore before Explain'; shared examples from elementary; secondary level – social studies reviewed the 5E Instructional Model (engage, explore, explain, elaborate, evaluate); mentioned the ASAP (Academic Support and Acceleration Program) tutoring program; reviewed next steps and support: monitor differentiated support and progress, leverage data, focus on feedback, focus on coaching and instructional best practices, develop Math and Literacy Plan At-a-Glance. The presentation continued with questions and comments regarding appreciation for in-depth report; supporting families; Office of Family and Community Engagement; partnership with parents, teachers, schools; 7th grade math; needs of students; and assessment.
- C. Environmental Studies Program: Year-Two Comprehensive Evaluation: Noël G. Williams, Ph.D., Program Evaluation Specialist shared with the School Board the Environmental Studies Program: Two-Year Comprehensive Evaluation Report and the administration's recommendations; recapped details about the program: opened September 2020, located at the Chesapeake Bay Foundation's Brock Environmental Center, students take courses at home school and Brock Center; three strands: sustainable economics and business innovation, social sustainability, environmental sustainability and natural resource stewardship; field work essential component; reviewed the evaluation process and method; evaluation focused on accomplishment of program's goals and objectives, data collection: VBCPS data warehouse, document review, interviews, surveys; reviewed program of study – six program specific courses, outdoor learning environment and use of scientific/technological tools, at least 91% earned As and Bs in all program-specific courses, program components viewed positively by both students and parents, 72% of students and 64% of parents agreed transportation allowed them/their child to participate in senior internships; 83 students on September 30, 2021 (83% capacity), 45 grade 11 students and 38 grade 12 students; majority of students were female (61%) and white (78%); all 12 high schools across division represented; changes in recruitment made in spring 2022 to diversity program applicants; goals and objectives: broaden students' understanding of sustainability – utilizing the natural community, implementing environmental service-learning projects, integrating interdisciplinary instruction, incorporating challenge-based, collaborative,

School Board of the City of Virginia Beach
School Administration Building #6 Municipal Center
2512 George Mason Drive,
Virginia Beach, VA 23456

Tuesday, September 13, 2022
School Board Regular Meeting
Page 7 of 11

and design-thinking learning, earning the Seal of Excellence in Science and the Environment; establish collaborative agreements with institutions of higher education; shared data regarding goals and objective: 85% of grade 12 students reported their interest in environmental science or sustainability increased, 93% of grade 11 students and 88% of grade 12 students indicated they participated in service-learning projects, 100% of grade 11 and 12 students indicated the service-learning project was useful, 98% of students agreed the program integrated learning across subject areas, 92% of students and 91% of parents agreed the program provided them/their child with rigorous and challenging learning experiences, 100% of students agreed the program provided collaboration opportunities, 98% of students agreed the program provided opportunities to participate in design-thinking; 97% of students in grade 12 earned the Deal of Excellence in Science and the Environment; 95% earned an Advanced Diploma and 5% earned a Standard Diploma; established collaborative agreements: Old Dominion University, Virginia Wesleyan University, and Virginia Tech Agricultural Extension; reviewed stakeholder perceptions - overall satisfaction: 96% of students and 98% of parents would recommend the program to others, 95% of students and 90% of parents agreed the program met the students' learning needs; reviewed operating costs, which totaled \$329,091; reviewed recommendations; Recommendation 1) continue the Environmental Studies Program with modifications noted in recommendations 2 and 3; Recommendation 2) continue to monitor the recruitment and admissions process to ensure the program is operating at capacity as well as serving a diverse population; Recommendation 3) investigate potential transportation solutions for seniors to participate in internships. Dr. Williams introduced Mr. Chris Freeman, Environmental Studies Program Coordinator; Mr. Freeman provided the administration's recommendations, concurs with recommendations from program evaluation. The presentation continued with questions and comments regarding transportation; demographics and diversity in the program; great job with program; grow and expand program; waiting list; partnerships; students continuing studies in college; and location of program.

- D. School Board Compensation Philosophy: Cheryl Woodhouse shared with the School Board information related to the School Board's updated *Compensation Philosophy*; recapped information from the July 19 School Board retreat; reviewed vision statement points: attract and retain a highly qualified and diverse workforce, ensure fair and consistent pay practices, comply with applicable laws and regulations, operate with the constraints of fiscal resources while balancing and achieving educational goals; reviewed changes in the Compensation Philosophy from the outcome of the retreat; the presentation continued with questions and comments regarding pay ranges evaluation of positions (instructional and other job groups); hard to fill positions; broader market in regards to positions other than instructional and an annual review of those positions would create an unsustainable workload; teacher step scale; cost of living increase; and step increase and cost of living.

13. Return to public comments if needed: As noted under agenda item #11, Public Comments ended at 6:56 p.m.

14. Consent Agenda: Chair Rye read the following items on the Consent Agenda:

- A. Program Evaluation Schedule for 2022-2023: Recommendation that the School Board approve the schedule of program evaluations that will be completed by the Office of Planning, Innovation, and Accountability (PIA) during the 2022-2023 school year.
- B. Renaissance Academy Alternative Education Program: Evaluation Readiness Report: Recommendation that the School Board approve the Renaissance Academy Alternative Education Program goals, objectives, evaluation questions, and recommended three-year evaluation plan developed during the evaluation readiness process.
- C. Policy Review Recommendations: Recommendation that the School Board approve Policy Review Committee (PRC) recommendations regarding review, amendment, and repeal of certain bylaws and policies as reviewed by the PRC at its August 10, 2022 meeting.
 1. Policy 2-15/Communications with Staff: The PRC recommends no changes to the Policy.
 2. Policy 4-8/Employee Input Process: The PRC recommends no changes to the Policy.
 3. Policy 6-29/Drug and Drug Abuse Education: The PRC recommends amending title as well as the addition of language.
 4. Policy 6-40/Science: The PRC recommends the removal of unnecessary language and editor's note. Current legal reference was added.
 5. Policy 6-54/Homework: the PRC recommends amendments to the language to bring the Policy in alignment with current Division guidelines for homework.
 6. Policy 6-73/Testing and Assessment: The PRC recommends language that references the Standards of Learning (SOL), scrivener's changes and updated legal references.

School Board of the City of Virginia Beach
School Administration Building #6 Municipal Center
2512 George Mason Drive,
Virginia Beach, VA 23456

Tuesday, September 13, 2022
School Board Regular Meeting
Page 8 of 11

7. Policy 6-81/Adult Education: The PRC recommends adding a legal reference.
8. Policy 6-82/Adult High School Diploma Program: The PRC recommends adding a legal reference.
- D. Religious Exemption(s): Recommendation that the School Board approve Religious Exemption Case No. RE-22-08, RE-22-09, RE-22-10, RE-22-11, and RE-22-12.

Chair Rye called for a motion to approve the items on the Consent Agenda as presented. Ms. Riggs made the motion, seconded by Ms. Franklin. Chair Rye called for a vote. The School Board Clerk announced there were ten (10) ayes in favor of the motion: Chair Rye, Vice Chair Melnyk, Ms. Anderson, Ms. Felton, Ms. Franklin, Ms. Holtz, Ms. Hughes, Ms. Owens, Ms. Riggs, and Ms. Weems. The motion passed, 10-0-0.

15. Action

- A. Personnel Report / Administrative Appointments: Chair Rye called for a motion to approve the September 13, 2022 personnel report and administrative appointments. Vice Chair Melnyk made the motion, seconded by Ms. Anderson that the School Board approve the appointments and the acceptance of the resignations, retirements, and other employment actions as listed on the September 13, 2022 personnel report along with administrative appointments as recommended by the Superintendent. Without discussion, Chair Rye called for a vote. The School Board Clerk announced there were ten (10) ayes in favor of the motion: Chair Rye, Vice Chair Melnyk, Ms. Anderson, Ms. Felton, Ms. Franklin, Ms. Holtz, Ms. Hughes, Ms. Owens, Ms. Riggs, and Ms. Weems. The motion passed, 10-0-0.
Superintendent Spence introduced the following: Shaheen Soorani, School Improvement Specialist, Tallwood High School as Assistant Principal, Tallwood High School; and Rachel M. Amato, District Chef, Office of Food Services as Assistant Director, Office of Food Services, Department of School Division Services.
- B. Policy Review Recommendations: Recommended that the School Board approve Policy Review Committee (PRC) recommendations regarding review, amendment, and repeal of certain bylaws and policies as reviewed by the PRC at its August 10, 2022 meeting.
 1. Bylaw 1-9/Qualifications: The PRC recommends amending bylaw to add language from recent statutory changes related to qualifications to hold office and language acknowledging the authority of the courts over election districts.

Chair Rye called for a motion to approve Bylaw 1-9/Qualifications. Ms. Holtz made the motion, seconded by Ms. Anderson. School Board Attorney, Kamala H. Lannetti mentioned the reason for the bylaw being on the Consent Agenda; reviewed changes to Bylaw 1-9; noted waited for outcome of the court case involving the election system before updating bylaw; without discussion, Chair Rye called for a vote. The School Board Clerk announced there were ten (10) ayes in favor of the motion: Chair Rye, Vice Chair Melnyk, Ms. Anderson, Ms. Felton, Ms. Franklin, Ms. Holtz, Ms. Hughes, Ms. Owens, Ms. Riggs, and Ms. Weems. The motion passed, 10-0-0.

- C. Resolution: Parental Rights Recognized in Virginia Beach City Public Schools: Chair Rye called for a motion to approve. Ms. Hughes made the motion, seconded by Ms. Weems. Chair Rye asked Ms. Hughes to read the resolution. Ms. Hughes read the following resolution:

RESOLUTION PARENTAL RIGHTS RECOGNIZED IN VIRGINIA BEACH CITY PUBLIC SCHOOLS

WHEREAS, the School Board of the City of Virginia Beach, Virginia recognizes parents are the first and most important teachers in their children's lives; and

WHEREAS, the School Board of the City of Virginia Beach, Virginia recognizes that parents are in the best position to know their children's needs and circumstances; and

WHEREAS, §1-240.1 of the Code of Virginia states that a parent has a fundamental right to make decisions concerning the upbringing, education, and care of the parents' child; and

WHEREAS, the single most important indicator of student success is parental involvement;

School Board of the City of Virginia Beach
School Administration Building #6 Municipal Center
2512 George Mason Drive,
Virginia Beach, VA 23456

Tuesday, September 13, 2022
School Board Regular Meeting
Page 9 of 11

NOW, THEREFORE BE IT RESOLVED, that

1. Neither the Board nor the Administration of Virginia Beach City Public Schools will create or enforce policies, regulations, or practices which make healthcare decisions for students contrary to the will of their parents.
2. Virginia Beach City Public Schools shall develop an opt-in policy requiring parental notification of required classroom reading and a parent's signature before books are given to students.
3. Virginia Beach City Public Schools shall develop a system where parents receive an email when their students check out a book from the library. The email will contain a link to websites where parents can vet the books checked out.
4. This policy shall be in effect beginning immediately.

BE IT FURTHER RESOLVED that it will not be the policy of Virginia Beach City Public Schools to override the wishes of parents and/or guardians with respect to healthcare decisions, to include physical and emotional health, or educational decisions.

ALSO BE IT FURTHER RESOLVED that under no circumstances will students be encouraged by any Board member or employee, including the Superintendent and his/her staff, to discourage students from discussing ALL personal decisions, physical and emotional health questions and decisions, academic materials, and information gained in our schools with their parents and/or guardians.

Ms. Hughes continued and shared background information and rationale for resolution; mentioned health care decisions; opt-in policy regarding classroom reading and new state law; notification of books being checked out of library; pronoun surveys; need to encourage parent/child bond; parental decisions.
Vice Chair Melnyk presented a substitute resolution/motion for submission; Vice Chair Melnyk read the following resolution:

RESOLUTION FOR SUPPORT AND EMPOWERMENT OF VBCPS FAMILIES

WHEREAS, the School Board of the City of Virginia Beach, Virginia recognizes parents and family members are the first and most important teachers in their children's lives; and

WHEREAS, the School Board of the City of Virginia Beach, Virginia recognizes that parents and families are in the best position to know their children's needs and circumstances; and

WHEREAS, § 22.1-279.3 of the Code of Virginia states that a school board shall provide opportunities for parental and community involvement in every school in the school division; and

WHEREAS, impactful family engagement empowers families to support their child's success; and

WHEREAS, the School Board of Virginia Beach is committed to the involvement and engagement of ALL families regardless of circumstance; and

WHEREAS, Virginia Beach City Public Schools and the School Board of the City of Virginia Beach, Virginia have continually shown their commitment to parents and families by embedding mutually supportive partnerships in the school division's strategic plan;

NOW THEREFORE BE IT RESOLVED, that

1. Virginia Beach City Public Schools will continue to expand access to parents and families to give input and feedback by developing multiple channels of communication including but not limited to community conversations, family focus groups, family connections and town hall meetings.

School Board of the City of Virginia Beach
School Administration Building #6 Municipal Center
2512 George Mason Drive,
Virginia Beach, VA 23456

Tuesday, September 13, 2022
School Board Regular Meeting
Page 10 of 11

2. Virginia Beach City Public Schools will continue to strengthen connections and communication with families and students in most need of additional supports.
3. Virginia Beach City Public Schools will create practices to improve parent and family access to division information by ensuring interpretation and translation of documents into the school division's critical language areas.
4. Virginia Beach City Public Schools will continue to allocate resources to the Office of Family and Community Engagement to expand the family outreach program in order to engage families in all schools with the intent to create awareness of resources and access to opportunities.
5. Virginia Beach City Public Schools will continue to operate and expand the Family and Community Engagement Center as it is an essential resource that aids and supports family well being.
6. The Virginia Beach School Board will continue to ensure compliance with all laws of the Federal Government and the Commonwealth regarding the partnership between parents, families and the school division.
7. The Virginia Beach School Board will continue to ensure compliance with and communication about its policies concerning parent engagement with the division, including but not limited to parent rights to review and challenge instructional materials outlined in regulation 6.61-2, relations with the public as described in policy 7-1 and community engagement as described in policy 7-18.
8. The Virginia Beach School Board will continue to encourage a robust relationship with the Virginia Beach Council of PTAs and school units as described in policy 7-31.
9. Virginia Beach City Public Schools should continue to collaborate with community based health providers to respond to students' immediate physical and mental health needs and ensure continuity of care.
10. Given the strong research based connection between social emotional development and academic success, Virginia Beach City Public Schools will continue to uplift and support social emotional learning.

BE IT FURTHER RESOLVED, that families will continue to be recognized as equal partners in decisions that impact their children and will be empowered to advocate for and influence policies, programs and learning opportunities to support future ready learners and student success.

After reading the resolution, Ms. Anderson seconded the substitute resolution/motion; Vice Chair Melnyk continued and shared rationale for resolution; meeting needs all family needs; concerned about comprising partnerships; opt-out policies; concerns over colleagues voting no over original policy; a discussion followed regarding substitute resolution; parent rights; election and voting; public feels rights are not represented; cannot support substitute resolution; political move; family/school partnership; family engagement; issues with both resolutions.

Without further discussion, Chair Rye called for a vote on the substitute resolution/motion. The School Board Clerk announced there were seven (7) ayes in favor of the substitute resolution/motion: Chair Rye, Vice Chair Melnyk, Ms. Anderson, Ms. Felton, Ms. Holtz, Ms. Owens, and Ms. Riggs. There were three (3) nays opposed to the substitute resolution/motion: Ms. Franklin, Ms. Hughes, and Ms. Weems. The substitute resolution/motion passed, 7-3-0.

16. **Committee, Organization or Board Reports:** Ms. Franklin shared an update about the initial research regarding a student School Board member, getting a collective voice from students, get input from SCA; possibility of a collective board of students, getting student input; Ms. Felton mentioned attending the VSBA executive meeting, language change in equity policy language, you may reach out to Ms. Felton with questions; Chair Rye mentioned Governance is discussing retreat dates for July, would not want retreat date to conflict with VSBA annual conference, special School Board meeting first Tuesday in June for Superintendent's evaluation, dates to be reviewed at Organizational Meeting in January.
17. **Return to Administrative, Informal, Workshop or Closed Session matters:** At 9:18 p.m., Vice Chair Melnyk made a motion, seconded by Ms. Anderson that the School Board recess into Closed Session in accordance with the exceptions to open meetings law set forth in Code of Virginia §2.2-3711 to deliberate on the following matters:
 1. A closed meeting pursuant to the exemptions from open meetings allowed by Section 2.2-3711, Part A, Paragraph 7, as amended,

School Board of the City of Virginia Beach
School Administration Building #6 Municipal Center
2512 George Mason Drive,
Virginia Beach, VA 23456

Tuesday, September 13, 2022
School Board Regular Meeting
Page 11 of 11

A. (7) Consultation with legal counsel and briefings by staff members or consultants pertaining to actual or probable litigation, where such consultation or briefing in open meeting would adversely affect the negotiating or litigating posture of the public body. For the purposes of this subdivision, "probable litigation" means litigation that has been specifically threatened or on which the public body or its legal counsel has a reasonable basis to believe will be commenced by or against a known party. Nothing in this subdivision shall be construed to permit the closure of a meeting merely because an attorney representing the public body is in attendance or is consulted on a matter. Namely to discuss: pending litigation and new court decision.

There were eight (8) ayes in favor of the motion to recess into Closed Session: Chair Rye, Vice Chair Melnyk, Ms. Anderson, Ms. Franklin, Ms. Holtz, Ms. Hughes, Ms. Owens, Ms. Riggs. Note: Ms. Felton and Ms. Weems were not present in School Board chambers at the time of the vote.

Individual present for discussion in the order in which matter were discussed:

A.7 CONSULTATION WITH LEGAL COUNSEL

Namely to discuss pending litigation and new court decision: School Board members: Chair Rye, Vice Chair Melnyk, Ms. Anderson, Ms. Felton, Ms. Franklin, Ms. Holtz, Ms. Hughes, Ms. Owens, Ms. Riggs, and Ms. Weems; Kamala H. Lannetti, School Board Attorney; Superintendent Spence; Cheryl Woodhouse, Chief Human Resources Officer; Regina M. Toneatto, Clerk of the Board.

The School Board reconvened at 9:46 p.m.

Certification of Closed Session: Vice Chair Melnyk read the Certification of Closed Meeting:

WHEREAS, the School Board of the City of Virginia Beach has convened a closed meeting on this date pursuant to an affirmative recorded vote and in accordance with the provisions of the Virginia Freedom of Information Act; and

WHEREAS, Section 2.2-3712 (D) of the Code of Virginia requires a certification by this School Board that such closed meeting was conducted in conformity with Virginia law.

NOW, THEREFORE, BE IT RESOLVED that the School Board of the City of Virginia Beach hereby certifies that, to the best of each member's knowledge, (i) only public business matters lawfully exempted from open meeting requirements by Virginia law were discussed in the closed meeting to which this certification applies, and (ii) only such public business matters as were identified in the motion by which the closed meeting was convened were heard, discussed, or considered.

Ms. Anderson made the motion, seconded by Ms. Hughes. The motion passed with ten (10) ayes: Chair Rye, Vice Chair Melnyk, Ms. Anderson, Ms. Felton, Ms. Franklin, Ms. Holtz, Ms. Hughes, Ms. Owens, Ms. Riggs, and Ms. Weems.

18. Adjournment: Chair Rye adjourned the meeting at 9:47 p.m.

Respectfully submitted:

Regina M. Toneatto, Clerk of the School Board

Approved:

Carolyn T. Rye, School Board Chair



Subject: Interim Financial Statements – June (unaudited), July and August **Item Number:** 12A

Section: Information **Date:** September 27, 2022

Senior Staff: Crystal M. Pate, Chief Financial Officer

Prepared by: Daniel G. Hopkins, Director of Business Services

Presenter(s): Crystal M. Pate, Chief Financial Officer
Daniel G. Hopkins, Director of Business Services

Recommendations:

It is recommended that the School Board review the attached financial statements.

1. June 2022 (unaudited)
2. July 2022
3. August 2022

Background Summary:

Pursuant to Section 22.1-115 of the Code of Virginia, as amended, and other applicable sections, the enclosed Interim Financial Statements are presented.

Source:

Section 22.1-115 of the Code of Virginia, as amended

Budget Impact:

None



VIRGINIA BEACH CITY PUBLIC SCHOOLS
CHARTING THE COURSE

INTERIM FINANCIAL STATEMENTS
FISCAL YEAR 2021-2022
JUNE 2022 (UNAUDITED)

The financial statements include the following:

	<u>Page</u>
School Operating Fund:	
Revenues by Major Source	A1
Expenditures and Encumbrances by Category	A3
Expenditures and Encumbrances by Cost Center	
within Category	A5
Revenues and Expenditures/Encumbrances Summary	B1
Balance Sheet	B2
Revenues by Account	B3
Special Revenue and Proprietary Funds:	
Athletics	B5
Cafeterias	B6
Textbooks	B7
Risk Management	B8
Communication Towers/Technology	B9
Grants	B10
Health Insurance	B13
Vending Operations	B14
Instructional Technology	B15
Equipment Replacement	B16
Capital Projects Fund Expenditures and Encumbrances	B17
Green Run Collegiate Charter School	B18

The financial statements are reported on a cash basis; however, the financial statements include encumbrances (e.g., purchase orders, construction contracts) and reflect the option-payroll (e.g., 10-month employees starting in September electing to be paid over 12-months (i.e., includes the appropriate amount of the July and August salary payments due)) on a monthly basis (September through June). This salary accrual is reflected in each appropriate salary line item within each cost center and fund for reporting and budgetary control purposes.

School Operating Fund

The School Operating Fund makes up the general operating fund of the School Board. The general fund is used to account for all of the financial resources (except those accounted for in the below funds) that support the Instruction; Administration, Attendance and Health; Pupil Transportation; Operations and Maintenance; and Technology categories.

School Operating Fund Summary (page B1)

Revenues totaled **\$884,494,535** or **100.11%** of the estimated budget for FY 2021-2022. Expenditures and Encumbrances totaled **\$897,694,404** or **97.70%** of the estimated budget for FY 2021-2022 (including debt service). Revenues and the Prior Year Local Contribution (carryover encumbrances from FY 2020-2021 in the amount of **\$35,299,778**) exceeded expenditures and encumbrances by **\$22,099,909**. The total Reversion to the City General fund was **\$21,071,766** (net prepaid items).

School Operating Fund Revenues (pages B1, B3-B4)

Revenues realized this month totaled **\$96.4 million**. Revenues realized to date are **100.1%** of the current fiscal year estimate. Of the amount realized for the month, **\$39.9 million** was realized from the City and **\$36.5 million** was received from the Commonwealth of Virginia for Basic School Aid, Standards of Quality (SOQ) entitlements, and other State revenue. A payment of **\$17.3 million** in state sales tax was received (including the July collection which is applicable to FY 2021-2022) this month.

School Operating Fund Expenditures (page B1)

Of the total expenditures and encumbrances of **\$897,694,404** for FY 2021-2022, outstanding encumbrances totaled **\$25,591,033**. The outstanding encumbrances will be brought forward into the FY 2022-2023 operating budget with a corresponding increase in the operating budget to cover the related payments (when goods/services are delivered/rendered).

Athletics Fund (page B5)

The Athletics Fund accounts for the revenues and expenditures associated with the middle and high school athletic programs. The fund has realized **\$6,067,259** or **95.1%** of the budgeted revenue for the current fiscal year. This fund has incurred expenditures and encumbrances of **\$6,496,628** or **95.4%** of the budget for the current fiscal year. Please note that **\$429,369** of the current year budget is funded by the prior year fund balance for encumbrances. **\$296,396** was reverted from the Athletics Fund to the School Operating Fund as part of the Reversion to the City General Fund.

The fund balance increased by **\$256,121** (from **\$429,369** to **\$685,490**).

Cafeterias Fund (page B6)

The Cafeterias Fund accounts for the revenues and expenditures associated with the school cafeteria operations of the School Division. A total of **\$10,376,840** in revenue (includes from the federal government **\$5,756,325** under the National School Lunch Program, **\$2,289,934** in USDA Commodities, and **\$1,741,631** under the School Breakfast Program) was realized this month. This fund has realized **\$44,678,352** or **135.2%** of the budgeted revenue for the current fiscal year. Expenditures totaled **\$6,457,979** for this

month. This fund has incurred expenditures and encumbrances of **\$34,882,576** or **96.1%** of the budget for the current fiscal year. Please note that **\$3,268,162** of the current year budget is funded by the prior year fund balance (**\$3,189,607**) and prior year fund balance for encumbrances (**\$78,555**).

The fund balance increased by **\$10,286,541** (from **\$9,703,481** to **\$19,990,022**). A total of **\$1,746,509** of the School Cafeterias Fund June 30, 2022 fund balance (**\$19,990,022**) is designated for the FY 2022-2023 School Cafeterias Fund Budget.

Textbooks Fund (page B7)

The Textbooks Fund accounts for the financing and acquisitions of textbooks used in the School Division. Revenues for this month totaled **\$345,972** (includes **\$344,715** from the Department of Education). This fund has realized **\$4,097,449** or **98.4%** of the budgeted revenue for the current fiscal year. Expenditures totaled **\$12,794** for this month. This fund has incurred expenditures and encumbrances of **\$5,336,099** or **85.4%** of the budget for the current fiscal year. Please note that **\$2,085,381** of the current budget is funded by the prior year fund balance (**\$2,071,611**) and prior year fund balance for encumbrances (**\$13,770**).

The fund balance decreased by **\$1,090,900** (from **\$8,291,593** to **\$7,200,693**). A total of **\$1,859,296** of the Textbook Fund June 30, 2022 fund balance (**\$7,200,693**) is designated for the FY 2022-2023 Textbook Fund Budget.

Risk Management Fund (page B8)

The Risk Management Fund accounts for and provides insurance and the administration thereof for the School Division. Revenues for this month totaled **\$202,761** (includes **\$202,871** in insurance proceeds). This fund has realized **\$7,529,950** in revenue for the current fiscal year. This fund has incurred expenses and encumbrances of **\$11,251,776** for the current fiscal year.

The retained earnings balance decreased by **\$3,372,569** (from **\$7,728,354** to **\$4,355,785**).

Communication Towers/Technology Fund (page B9)

The Communication Towers/Technology Fund accounts for the rent receipts relating to the communication towers constructed on School Board property. A total of **\$11,785** in revenue was realized this month (includes cell tower rent of **\$6,093** – Tech Center, **\$4,112** – Cox High School, and **\$1,779** – Woodstock Elementary). This fund has realized **\$673,323** or **130.5%** of the budgeted revenue for the current fiscal year. This fund has incurred no expenditures and encumbrances during this current fiscal year. Please note that **\$284,000** of the current year budget is funded by the prior year fund balance.

The fund balance increased by **\$673,323** (from **\$3,716,447** to **\$4,389,770**). A total of **\$284,000** of the Communication Towers/Technology Fund June 30, 2022 fund balance (**\$4,389,770**) is designated for the FY 2022-2023 Communication Towers/Technology Fund Budget.

Grants Fund (pages B10-B12)

The Grants Fund accounts for certain private, Commonwealth of Virginia, and Federal grants (with matching local funds, if required). A total of **\$101,679,871** in revenue for various grants was realized for FY 2021-2022. This includes **\$11,908,631** from the Commonwealth of Virginia, **\$85,424,665** from the Federal Government, **\$3,924,213** from the School Operating Fund, and **\$422,362** from other sources.

Health Insurance Fund (page B13)

The Health Insurance Fund accounts for the health insurance program and the administration thereof for the City and School Board employees. Revenues for this month totaled **\$12,811,701** (including City and School Board (employer and employee) premium payments). Expenses for this month totaled **\$11,019,462**. This includes medical and prescription drug claim payments for City and School Board employees and the Incurred But Not Reported (IBNR's) claims estimate.

A total of **\$153,774,396** in revenue was realized for FY 2021-2022. Expenses totaled **\$154,670,425** for FY 2021-2022. The retained earnings balance decreased by **\$896,029** (from **\$72,824,207** to **\$71,928,178**).

Vending Operations Fund (page B14)

The Vending Operations Fund accounts for the receipts and expenditures relating to the soft drink vending operations in the School Division. A total of **\$38,329** in revenue (includes **\$38,314** in vending receipts) has been realized this month. This fund had realized **\$124,468** or **197.6%** of the budgeted revenue for the current fiscal year. This fund has incurred expenditures and encumbrances of **\$58,660** or **85.0%** of the budget for the current fiscal year. Please note that **\$6,000** of the current year budget is funded by the prior year fund balance.

The fund balance increased by **\$65,808** (from **\$104,007** to **\$163,815**). A total of **\$6,000** of the Vending Operations Fund June 30, 2022 fund balance (**\$163,815**) is designated for the FY 2022-2023 Vending Operations Fund Budget.

Instructional Technology Fund (page B15)

The Instructional Technology Fund accounts for the financing and acquisitions of instructional technology to assist in the integration of Technology into the K-12 curriculum. This fund has realized **\$76,009** in revenue for the current fiscal year. This fund has incurred expenditures and encumbrances of **\$53,327** or **4.8%** of the budget for the current fiscal year. Please note that **\$1,121,686** of the current year budget is funded by the prior year fund balance.

The fund balance increased by **\$73,538** (from **\$1,261,749** to **\$1,335,287**). A total of **\$560,840** of the Instructional Technology fund balance (**\$1,335,287**) is designated for the FY 2022-2023 Instructional Technology Fund Budget.

Equipment Replacement Fund (page B16)

The Equipment Replacement Fund accounts for the financial resources provided for an equipment replacement cycle for selected capital equipment for schools and central offices. This fund has realized **\$3,882** in revenue for the current fiscal year. Expenditures

for this month totaled **\$38,215**. This fund has incurred expenditures and encumbrances of **\$285,023** or **31.1%** of the budget for current fiscal year. Please note that **\$915,493** of the current year budget is funded by the prior year fund balance.

The fund balance decreased by **\$252,542** (from **\$952,493** to **\$699,951**). A total of **\$372,300** of the Equipment Replacement Fund June 30, 2022 fund balance (**\$699,951**) is designated for the FY 2022-2023 Equipment Replacement Fund Budget.

Capital Projects Fund (page B17)

The Capital Projects Fund accounts for the financial resources used for the construction of major capital facilities (e.g., schools). A total of **\$6,921,029** in expenditures was incurred for various school capital projects this month. This includes **\$1,716,886** for Energy Performance Contracts, **\$859,561** for Re-roofing Phase III Renovation and Replacement projects, **\$842,547** for HVAC Phase III Renovation and Replacement projects, **\$1,760,774** for Grounds Phase III Renovation and Replacement projects, and **\$993,137** for Lynnhaven Middle School Expansion project.

Green Run Collegiate Charter School Fund (page B18)

The Green Run Collegiate Charter School Fund accounts for the revenues and expenditures of this public charter school. The School Board is acting in the capacity of a third-party administrator/fiscal agent for all of the public charter school's financial transactions in compliance with School Board Policies and Regulations. The fund realized **\$3,784,392** in revenue for the current fiscal year from the School Operating Fund. This fund has incurred expenditures and encumbrances of **\$3,794,669** or **90.3%** of the budget for the current fiscal year. **\$409,492** was reverted from the Green Run Collegiate Charter School Fund to the School Operating Fund as part of the Reversion to the City General Fund.

The fund balance decreased by **\$8,856** (from **\$10,277** to **\$1,421**).

VIRGINIA BEACH CITY PUBLIC SCHOOLS
SUMMARY OF OPERATING BUDGET TRANSFERS NOT EXCEEDING \$250,000
June 1, 2022 through June 30, 2022

6

Batch Entry Name	Description		Account From		Account To	Transfer Amount
22-06-01	To increase the budget for other purchased services	FROM	High Classroom Other Purchased Services	TO	Office of the Principal - High Other Purchased Services	\$ 618
22-06-02	To cover the purchase of copier replacments	FROM	Alternative Ed Support Replacement Computer Equipment >\$5,000	TO	Adult Ed Replacement Computer Equipment >\$5,000	\$ 10,924
22-06-03	To purchase replacement digital lab equipment at the Visual/Performing Arts Academy located at Salem HS	FROM	Tech and Career Ed Classroom Teachers MS	TO	Gifted Classroom Controlled Assets Computer Equipment	\$ 103,192
22-06-04	To purchase replacement digital lab equipment at the Visual/Performing Arts Academy located at Salem HS	FROM	Tech and Career Ed Classroom Teachers MS	TO	Gifted Classroom Technology Supplies	\$ 9,315
22-06-05	To cover salaries and fringe benefits	FROM	Green Run Collegiate Charter SOP High Classroom Part-time or Temp Instructional HS	TO	Green Run Collegiate Charter SOP Special Ed Classroom Teachers HS Teacher Assistants HS Social Security Taxes VRS Hybrid Defined Blended Benefit VRS Basic Group Life Insurance VA Local Disability	\$ 30,000
22-06-06	To cover salaries and fringe benefits	FROM	Green Run Collegiate Charter SOP High Classroom Part-time or Temp Instructional HS	TO	Green Run Collegiate Charter SOP Gifted Classroom Teachers HS Teacher Substitutes HS Social Security Taxes VRS Retirement VRS Retiree Health Insurance Credit VRS Basic Group Life Insurance	\$ 1,626
22-06-06	To cover salaries and fringe benefits	FROM	Green Run Collegiate Charter SOP High Classroom Part-time or Temp Instructional HS	TO	Green Run Collegiate Charter SOP Alternative Ed Support Admin Personnel Instructional- Coordinator/Specialists Social Security Taxes VRS Retirement VRS Retiree Health Insurance Credit VRS Basic Group Life Insurance	\$ 7,012
22-06-07	To increase the budget for Administrative personnel non-instructional	FROM	Middle Classroom Social Security Taxes	TO	Transportation Management Teacher Assistant Substitutes	\$ 26,818
22-06-08	To increase the budget for part-time or temporary non-instructional salaries	FROM	Middle Classroom Social Security Taxes	TO	Office of the Principal - Middle Part-time or temporary Non-Instructional	\$ 46,927
22-06-08	To increase the budget for office supplies	FROM	Middle Classroom Social Security Taxes	TO	Office of the Principal - Middle Office Supplies	\$ 54,018
22-06-09	To increase the budget for part-time or temporary non-instructional salaries	FROM	Middle Classroom Social Security Taxes	TO	Student Leadership Part-time or temporary Non-Instructional	\$ 61,430
22-06-10	To purchase additional diagnostic units	FROM	Middle Classroom Social Security Taxes	TO	Audiological Services New Machinery/Equipment & Furniture/Fixture	\$ 6,030
22-06-11	To cover end of year payments for McKinney-Vento transportation increase costs	FROM	High Classroom Teachers HS	TO	Social Workers Other Purchased Services	\$ 150,000
22-06-12	To increase the budget for office supplies	FROM	Instructional Technology Support Technology Supplies	TO	Instructional Technology Support Office Supplies	\$ 155,545

VIRGINIA BEACH CITY PUBLIC SCHOOLS
INTERIM FINANCIAL STATEMENTS
SCHOOL OPERATING FUND

REVENUES

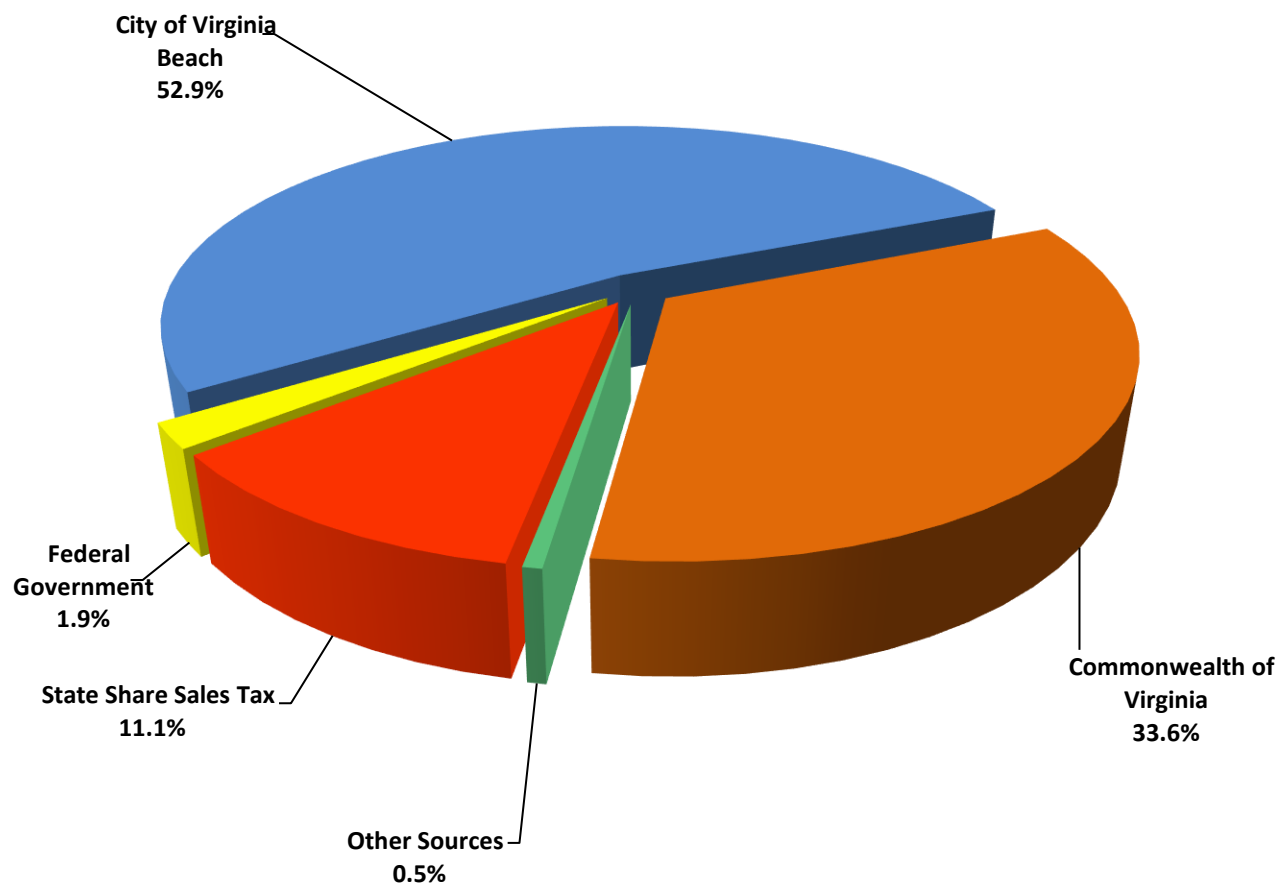
JUNE 2022 (UNAUDITED)

BY MAJOR SOURCE	FISCAL YEAR	(1) BUDGET	(2) ACTUAL THROUGH JUNE	(3) ACTUAL THROUGH MONTH	% OF (3) TO (1)	TREND *
COMMONWEALTH OF VIRGINIA	2022	317,437,827	<-----	296,840,759	93.51%	U
	2021	297,791,599	295,922,940	295,922,940	99.37%	
	2020	284,825,537	285,102,568	285,102,568	100.10%	
STATE SALES TAX	2022	81,922,118	<-----	98,227,243	119.90%	F
	2021	79,209,739	87,120,778	87,120,778	109.99%	
	2020	78,981,847	79,610,836	79,610,836	100.80%	
FEDERAL GOVERNMENT	2022	13,500,000	<-----	17,115,879	126.78%	F
	2021	13,500,000	18,243,225	18,243,225	135.14%	
	2020	12,200,000	16,671,591	16,671,591	136.65%	
CITY OF VIRGINIA BEACH	2022	467,563,377	<-----	467,563,377	100.00%	A
	2021	460,646,169	460,496,169	460,496,169	99.97%	
	2020	465,523,561	465,523,561	465,523,561	100.00%	
OTHER SOURCES	2022	3,132,803	<-----	4,747,277	151.53%	F
	2021	3,082,803	2,578,886	2,578,886	83.65%	
	2020	3,032,803	4,046,738	4,046,738	133.43%	
SCHOOL OPERATING FUND TOTAL	2022	883,556,125	<-----	884,494,535	100.11%	F
	2021	854,230,310	864,361,998	864,361,998	101.19%	
	2020	844,563,748	850,955,294	850,955,294	100.76%	

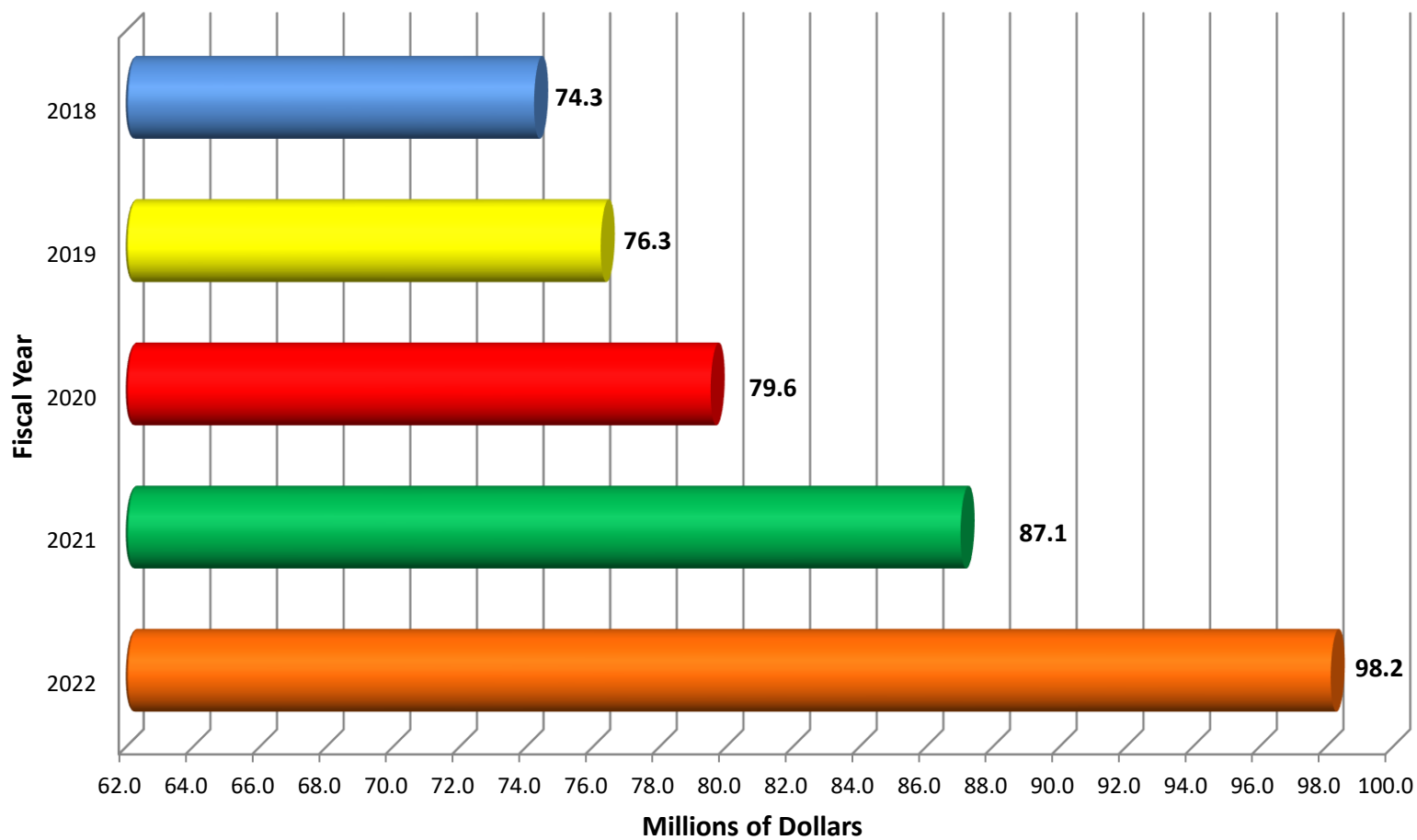
* F=FAVORABLE, U=UNFAVORABLE, A=ACCEPTABLE

***VIRGINIA BEACH CITY PUBLIC SCHOOLS
INTERIM FINANCIAL STATEMENTS
SCHOOL OPERATING FUND***

Fiscal Year 2022 Revenue Actual by Major Source



State Sales Tax Revenue through June 30, 2022



VIRGINIA BEACH CITY PUBLIC SCHOOLS
INTERIM FINANCIAL STATEMENTS
SCHOOL OPERATING FUND

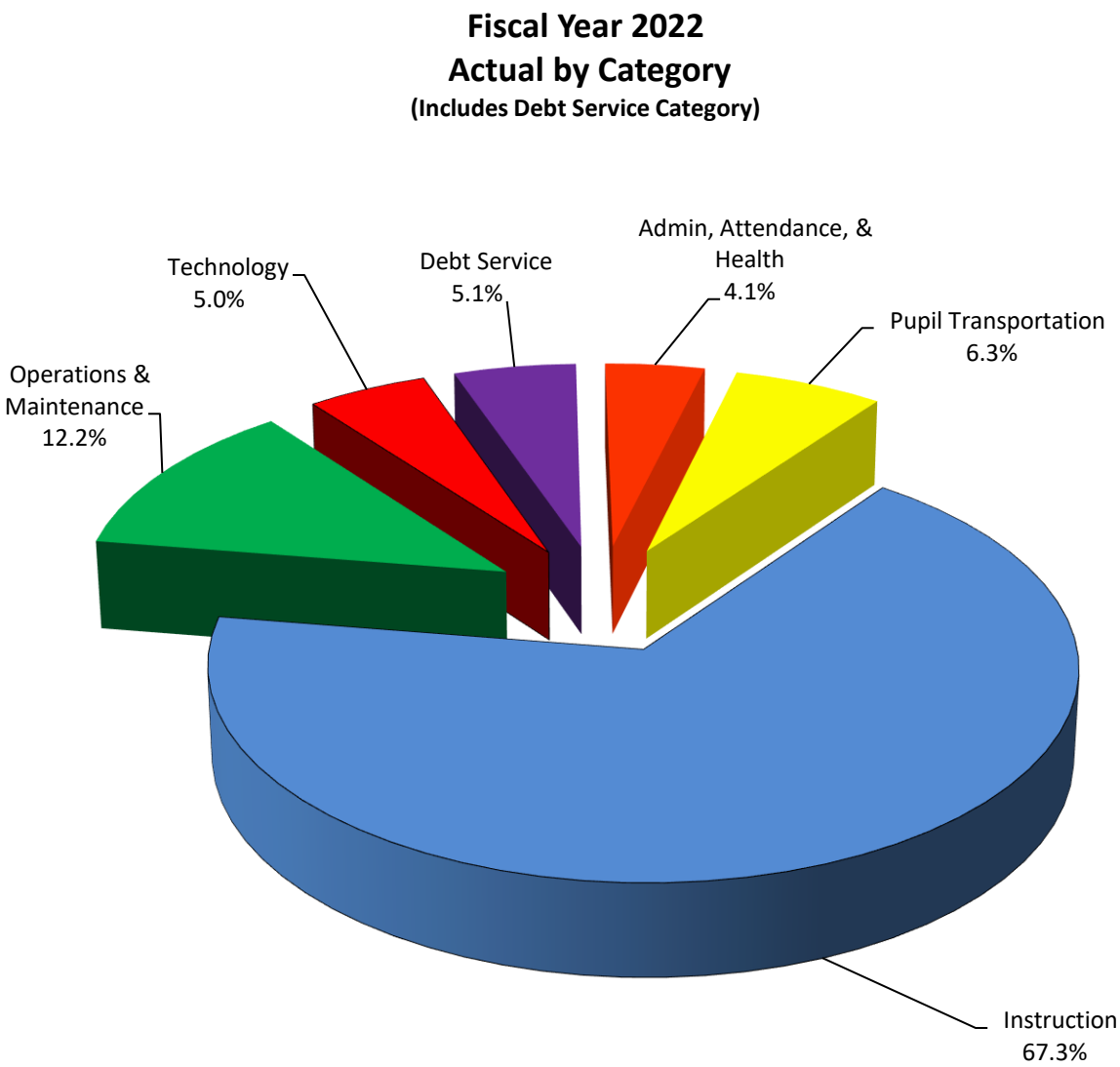
EXPENDITURES/ENCUMBRANCES

JUNE 2022 (UNAUDITED)

BY UNIT WITHIN CATEGORY	FISCAL YEAR	(1) BUDGET	(2) ACTUAL THROUGH JUNE	(3) ACTUAL THROUGH MONTH	% OF (3) TO (1)	TREND *
INSTRUCTION	2022	614,402,062	<-----	604,384,659	98.37%	A
CATEGORY	2021	586,718,111	580,254,096	580,254,096	98.90%	
	2020	597,197,050	577,167,812	577,167,812	96.65%	
ADMINISTRATION,	2022	39,967,923	<-----	37,191,274	93.05%	A
ATTENDANCE & HEALTH	2021	39,954,023	37,155,488	37,155,488	93.00%	
CATEGORY	2020	26,273,771	24,530,187	24,530,187	93.36%	
PUPIL TRANSPORTATION	2022	57,952,661	<-----	56,231,592	97.03%	A
CATEGORY	2021	53,105,367	51,195,223	51,195,223	96.40%	
	2020	42,405,656	41,232,908	41,232,908	97.23%	
OPERATIONS AND	2022	111,720,045	<-----	109,086,784	97.64%	A
MAINTENANCE	2021	99,258,335	98,132,773	98,132,773	98.87%	
CATEGORY	2020	99,738,735	93,760,634	93,760,634	94.01%	
TECHNOLOGY	2022	45,370,400	<-----	45,104,048	99.41%	A
CATEGORY	2021	40,931,369	40,273,374	40,273,374	98.39%	
	2020	45,933,211	42,639,283	42,639,283	92.83%	
SCHOOL OPERATING FUND	2022	869,413,091	<-----	851,998,357	98.00%	A
TOTAL	2021	819,967,205	807,010,954	807,010,954	98.42%	
(EXCLUDING DEBT SERVICE)	2020	811,548,423	779,330,824	779,330,824	96.03%	
DEBT SERVICE	2022	49,442,812	<-----	45,696,047	92.42%	A
CATEGORY	2021	47,630,328	45,227,006	45,227,006	94.95%	
	2020	43,313,882	42,933,085	42,933,085	99.12%	

* F=FAVORABLE, U=UNFAVORABLE, A=ACCEPTABLE

VIRGINIA BEACH CITY PUBLIC SCHOOLS
INTERIM FINANCIAL STATEMENTS
SCHOOL OPERATING FUND



VIRGINIA BEACH CITY PUBLIC SCHOOLS
STATEMENT OF EXPENDITURES AND ENCUMBRANCES
SCHOOL OPERATING FUND
JULY 1, 2021 THROUGH JUNE 30, 2022

A 5

	FY 2022 APPROPRIATIONS	MONTH'S EXPENDITURES	YR-TO-DATE EXPENDITURES	OUTSTANDING ENCUMBRANCES	REMAINING BALANCE	PERCENT OBLIGATED
ELEMENTARY CLASSROOM	168,233,048	16,906,922	166,754,464	1,460,862	17,722	99.9%
MIDDLE CLASSROOM	66,527,607	6,305,983	65,064,823	482,984	979,800	98.5%
HIGH CLASSROOM	85,218,826	8,558,321	83,886,773	404,139	927,914	98.9%
SPECIAL ED CLASSROOM	101,416,154	7,503,664	99,287,160	67,077	2,061,917	98.0%
TECH AND CAREER ED CLASSROOM	19,530,604	1,780,267	17,539,000		1,991,604	89.8%
GIFTED CLASSROOM	15,570,080	1,689,574	15,535,629	13,748	20,703	99.9%
ALTERNATIVE EDUCATION CLASSROOM	5,724,611	518,268	5,202,418	115	522,078	90.9%
REMEDIAL ED CLASSROOM	9,886,090	914,449	9,543,455		342,635	96.5%
SUMMER SCHOOL CC	1,602,285	13,953	1,527,688		74,597	95.3%
SUMMER SLIDE	223,161	12,918	25,326	379	197,456	11.5%
ADULT ED	2,134,618	228,616	1,956,651		177,967	91.7%
GUIDANCE	20,971,235	2,030,663	20,698,112		273,123	98.7%
SOCIAL WORKERS SCHOOL	4,816,266	798,924	4,809,918		6,348	99.9%
HOMEBOUND	413,194	16,016	137,614		275,580	33.3%
TEACHING AND LEARNING	17,751,700	1,011,280	17,101,599	284,897	365,204	97.9%
INSTRUCTIONAL PROF GROWTH AND INNOVATION	1,393,921	147,654	1,219,266	11,037	163,618	88.3%
OFFICE OF DIVERSITY EQUITY AND INCLUSION	521,984	64,141	474,895		47,089	91.0%
STUDENT LEADERSHIP	1,678,708	93,119	1,658,053		20,655	98.8%
SCHOOL LEADERSHIP	2,189,882	145,456	1,996,254	31,200	162,428	92.6%
STUDENT ACTIVITIES	8,863,851	157,533	8,503,027	24,320	336,504	96.2%
SPECIAL ED SUPPORT	4,470,286	369,489	4,368,611		101,675	97.7%
TECH AND CAREER ED SUPPORT	1,036,823	81,060	971,352		65,471	93.7%
GIFTED ED SUPPORT	2,610,637	247,160	2,395,365	3,704	211,568	91.9%
ALTERNATIVE ED SUPPORT	2,749,283	315,007	2,564,047	2,695	182,541	93.4%
LIBRARY MEDIA SUPPORT	14,234,939	1,423,301	13,880,778	50,527	303,634	97.9%
OFFICE OF PRINCIPAL-ELEMENTARY	28,779,748	2,545,677	28,419,596	266,247	93,905	99.7%
OFFICE OF PRINCIPAL-MIDDLE	12,231,603	1,088,384	12,202,895	2,695	26,013	99.8%
OFFICE OF PRINCIPAL-HIGH	12,906,721	1,251,862	12,782,050	79,738	44,933	99.7%
OFFICE OF PRINCIPAL-TECH AND CAREER ED	714,197	62,483	691,119	357	22,721	96.8%
TOTAL INSTRUCTION	614,402,062	56,282,144	601,197,938	3,186,721	10,017,403	98.4%
ADMIN., ATTENDANCE, AND HEALTH CATEGORY:						
BOARD,LEGAL AND GOVT SERVICES	1,297,287	64,937	1,011,821	7,516	277,950	78.6%
OFFICE OF SUPERINTENDENT	1,198,108	138,068	1,124,932		73,176	93.9%
MEDIA AND COMMUNICATIONS	2,387,779	259,508	2,039,996	15,600	332,183	86.1%
HUMAN RESOURCES SCHOOL	5,962,485	474,403	5,399,116	151,871	411,498	93.1%
PROFESSIONAL GROWTH AND INNOVATION	945,031	102,485	791,552		153,479	83.8%
CONSOLIDATED BENEFITS	2,687,987	190,917	2,438,752	82,778	166,457	93.8%
PLANNING INNOVATION AND ACCOUNTABILITY	2,419,484	274,441	1,970,197		449,287	81.4%
BUDGET AND FINANCE	5,494,330	387,691	5,083,375	25,867	385,088	93.0%
INTERNAL AUDIT	521,018	48,302	509,238	3,684	8,096	98.4%
PURCHASING SERVICES	1,231,388	96,169	1,143,436		87,952	92.9%
HEALTH SERVICES	8,699,621	856,462	8,432,806		266,815	96.9%
PSYCHOLOGICAL SERVICES	6,586,956	573,623	6,423,445	1,549	161,962	97.5%
AUDIOLOGICAL SERVICES	536,449	41,142	527,138	6,605	2,706	99.5%
TOTAL ADMIN., ATTENDANCE, AND HEALTH	39,967,923	3,508,148	36,895,804	295,470	2,776,649	93.1%

VIRGINIA BEACH CITY PUBLIC SCHOOLS
STATEMENT OF EXPENDITURES AND ENCUMBRANCES
SCHOOL OPERATING FUND
JULY 1, 2021 THROUGH JUNE 30, 2022

A 6

	FY 2022 APPROPRIATIONS	MONTH'S EXPENDITURES	YR-TO-DATE EXPENDITURES	OUTSTANDING ENCUMBRANCES	REMAINING BALANCE	PERCENT OBLIGATED
PUPIL TRANSPORTATION CATEGORY:						
TRANSPORTATION MANAGEMENT	2,760,945	254,405	2,749,427	5,614	5,904	99.8%
VEHICLE OPERATIONS	36,128,226	1,990,048	32,166,621	3,534,234	427,371	98.8%
VEHICLE OPERATIONS-SPECIAL ED	11,162,801	793,294	10,238,235	806,953	117,613	98.9%
MONITORING SERVICES-SPECIAL ED	3,710,682	286,956	3,063,414		647,268	82.6%
VEHICLE MAINTENANCE	4,190,007	339,996	3,543,709	123,385	522,913	87.5%
TOTAL PUPIL TRANSPORTATION	57,952,661.00	3,664,699	51,761,406	4,470,186	1,721,069	97.0%
OPERATIONS AND MAINTENANCE CATEGORY:						
SCHOOL DIVISION SERVICES	322,211	26,644	320,136		2,075	99.4%
FACILITIES AND MAINTENANCE SERVICES	58,917,181	7,395,000	49,740,697	7,666,520	1,509,964	97.4%
CUSTODIAL SERVICES SCHOOL	30,239,576	3,007,346	29,100,528	385,893	753,155	97.5%
GROUND SERVICES	4,618,699		4,618,699			100.0%
VEHICLE SERVICES	5,409,231	236,705	2,788,308	2,531,206	89,717	98.3%
SAFE SCHOOLS	8,786,176	881,000	8,599,986	151,890	34,300	99.6%
DISTRIBUTION SERVICES	2,239,221	230,151	2,037,859	2,044	199,318	91.1%
TELECOMMUNICATIONS CC	1,187,750	73,983	1,131,549	11,469	44,732	96.2%
TOTAL OPERATIONS AND MAINTENANCE	111,720,045	11,850,829	98,337,762	10,749,022	2,633,261	97.6%
TECHNOLOGY CATEGORY:						
ELEMENTARY CLASSROOM	1,821,451	2,279	156,634	1,687,394	(22,577)	101.2%
MIDDLE CLASSROOM	350,563	847	203,079	234,959	(87,475)	125.0%
HIGH CLASSROOM	427,545	58,740	192,933	300,196	(65,584)	115.3%
SPECIAL ED CLASSROOM	219,074	17,739	324,019	18,142	(123,087)	156.2%
TECH AND CAREER ED CLASSROOM	524,685	104,761	590,055	599,000	(664,370)	226.6%
GIFTED CLASSROOM	467,019	18,897	102,813	352,886	11,320	97.6%
ALTERNATIVE EDUCATION CLASSROOM	275,095		1,591	273,504		100.0%
REMEDIAL ED CLASSROOM	19,286		8,476	170	10,640	44.8%
SUMMER SCHOOL CC	10,742				10,742	
ADULT ED	122,703	32,776	90,210	72,642	(40,149)	132.7%
GUIDANCE	36,305	1,190	105,491	420	(69,606)	291.7%
SOCIAL WORKERS SCHOOL	15,249	11	5,295	5,030	4,924	67.7%
HOMEBOUND	40,143	37,878	69,359	3,770	(32,986)	182.2%
TEACHING AND LEARNING	362,271	3,336	421,782	108,225	(167,736)	146.3%
INSTRUCTIONAL PROF GROWTH AND INNOVATION	32,366	73,050	73,050		(40,684)	225.7%
OFFICE OF DIVERSITY EQUITY AND INCLUSION	5,851	337	3,927		1,924	67.1%
STUDENT LEADERSHIP	9,217	652	2,179	6,806	232	97.5%
SCHOOL LEADERSHIP	34,894	1,603	50,134	340	(15,580)	144.6%
STUDENT ACTIVITIES	1,086	962	8,839		(7,753)	813.9%
SPECIAL ED SUPPORT	20,438	499	8,383	17,842	(5,787)	128.3%
TECH AND CAREER ED SUPPORT	14,579	1,980	5,619	10,525	(1,565)	110.7%
GIFTED ED SUPPORT	145,823	14,742	146,019	1,685	(1,881)	101.3%
ALTERNATIVE ED SUPPORT	180,863	49,388	110,417	24,082	46,364	74.4%
LIBRARY MEDIA SUPPORT	683,780	141,086	755,415	1,624	(73,259)	110.7%
OFFICE OF PRINCIPAL-ELEMENTARY	245,494	4,455	39,443	235,011	(28,960)	111.8%
OFFICE OF PRINCIPAL-MIDDLE	152,378	2,907	54,462	117,134	(19,218)	112.6%
OFFICE OF PRINCIPAL-HIGH	76,263	5,320	38,145	74,078	(35,960)	147.2%
OFFICE OF PRINCIPAL-TECH AND CAREER ED	9,900		9,399	420	81	99.2%

VIRGINIA BEACH CITY PUBLIC SCHOOLS
STATEMENT OF EXPENDITURES AND ENCUMBRANCES
SCHOOL OPERATING FUND
JULY 1, 2021 THROUGH JUNE 30, 2022

A 7

	FY 2022 APPROPRIATIONS	MONTH'S EXPENDITURES	YR-TO-DATE EXPENDITURES	OUTSTANDING ENCUMBRANCES	REMAINING BALANCE	PERCENT OBLIGATED
TECHNOLOGY CATEGORY:						
INSTRUCTIONAL TECHNOLOGY SUPPORT	14,236,168	1,247,363	13,206,991	15,653	1,013,524	92.9%
BOARD,LEGAL AND GOVT SERVICES	8,029		19,728	9,266	(20,965)	361.1%
OFFICE OF SUPERINTENDENT	12,688	4,624	7,467	5,108	113	99.1%
MEDIA AND COMMUNICATIONS	279,169	1,339	350,198	5,796	(76,825)	127.5%
HUMAN RESOURCES SCHOOL	295,269	4,809	303,838	2,100	(10,669)	103.6%
PROFESSIONAL GROWTH AND INNOVATION	148,347	423	133,434	5,796	9,117	93.9%
CONSOLIDATED BENEFITS	49,815	45,541	77,429	650	(28,264)	156.7%
PLANNING INNOVATION AND ACCOUNTABILITY	666,474	74,582	478,996	1,520	185,958	72.1%
BUDGET AND FINANCE	332,105	8,486	208,993	30,709	92,403	72.2%
INTERNAL AUDIT	15,722	1,258	7,255	5,968	2,499	84.1%
PURCHASING SERVICES	176,901	36,091	93,286	80,241	3,374	98.1%
OFFICE OF TECHNOLOGY	1,170,254	113,439	1,104,087	22,760	43,407	96.3%
HEALTH SERVICES	5,852		53,446		(47,594)	913.3%
PSYCHOLOGICAL SERVICES	32,915	693	74,471	78	(41,634)	226.5%
TRANSPORTATION MANAGEMENT	111,025	254	49,293	60,761	971	99.1%
VEHICLE OPERATIONS	596,904	20,357	603,249		(6,345)	101.1%
VEHICLE OPERATIONS-SPECIAL ED	108,552	6,428	110,767		(2,215)	102.0%
VEHICLE MAINTENANCE	58,337	2,854	31,170	10,490	16,677	71.4%
SCHOOL DIVISION SERVICES	277	9	221		56	79.8%
FACILITIES AND MAINTENANCE SERVICES	1,238,740	108,655	1,114,472	158,757	(34,489)	102.8%
CUSTODIAL SERVICES SCHOOL	14,021	118	6,920	5,685	1,416	89.9%
VEHICLE SERVICES	94,765	5,556	94,738		27	100.0%
SAFE SCHOOLS	791,457	8,713	152,373	648,834	(9,750)	101.2%
DISTRIBUTION SERVICES	66,022	283	62,823	2,811	388	99.4%
TELECOMMUNICATIONS CC	10,212				10,212	
TECHNOLOGY MAINTENANCE	18,545,317	912,688	16,291,601	1,670,766	582,950	96.9%
TOTAL TECHNOLOGY	45,370,400	3,179,998	38,214,414	6,889,634	266,352	99.4%
 TOTAL SCHOOL OPERATING FUND (EXCLUDING DEBT SERVICE)	 869,413,091	 78,485,818	 826,407,324	 25,591,033	 17,414,734	 98.0%
 DEBT SERVICE CATEGORY:	 49,442,812	 (122,053)	 45,696,047	 	 3,746,765	 92.4%

Virginia Beach City Public Schools
Interim Financial Statements
School Operating Fund Summary
For the period July 1, 2021 through June 30, 2022 (UNAUDITED)

B 1

Revenues:

	<u>Budget</u>	<u>% of Total</u>	<u>Actual</u>	<u>Actual over (under) Budget</u>	<u>Percent Realized</u>
Source:					
Commonwealth of Virginia	\$317,437,827	35.93%	\$296,840,759	(\$20,597,068)	93.51%
State Sales Tax	81,922,118	9.27%	98,227,243	16,305,125	119.90%
Federal Government	13,500,000	1.53%	17,115,879	3,615,879	126.78%
City of Virginia Beach	467,563,377	52.92%	467,563,377	0	100.00%
Other Sources	3,132,803	0.35%	4,747,277	1,614,474	151.53%
Total Revenues	883,556,125	100.00%	\$884,494,535	\$938,410	100.11%
Prior Year Local Contribution (PYLC) *	35,299,778		35,299,778		
Total Revenues and PYLC	<u>\$918,855,903</u>		<u>\$919,794,313</u>		

Expenditures/Encumbrances:

	<u>Budget</u>	<u>% of Total</u>	<u>Actual</u>	<u>Remaining Balance</u>	<u>Percent Obligated</u>
Category:					
Instruction	\$614,402,062	66.86%	\$604,384,659	\$10,017,403	98.37%
Administration, Attendance and Health	39,967,923	4.35%	37,191,274	2,776,649	93.05%
Pupil Transportation	57,952,661	6.31%	56,231,592	1,721,069	97.03%
Operations and Maintenance	111,720,045	12.16%	109,086,784	2,633,261	97.64%
Technology	45,370,400	4.94%	45,104,048	266,352	99.41%
Debt Service	49,442,812	5.38%	45,696,047	3,746,765	92.42%
Total Expenditures/Encumbrances	<u>\$918,855,903</u>	100.00%	<u>\$897,694,404</u>	<u>\$21,161,499</u>	97.70%

**Total Revenues and PYLC over
Expenditures/Encumbrances**

\$22,099,909

Prepaid Items (net)

(1,028,143)

Total Reversion to the City General Fund**

\$21,071,766

* Fiscal Year 2020-21 encumbrances brought
forward into the FY 2021-22 operating budget

** Includes \$296,395.59 reverted from the School Athletics
Fund and \$409,492.20 reverted from the GRC Charter
School Fund to the School Operating Fund

VIRGINIA BEACH CITY PUBLIC SCHOOLS
SCHOOL OPERATING FUND
BALANCE SHEET
JULY 1, 2021 THROUGH JUNE 30, 2022 (UNAUDITED)

B 2

ASSETS:

CASH	101,479,362
ACCOUNTS RECEIVABLE	456,795
DUE FROM COMMONWEALTH OF VA	10,532,304
DUE FROM FEDERAL GOVERNMENT	71,328
PREPAID ITEM	1,424,158

TOTAL ASSETS

113,963,947

LIABILITIES:

CHECKS PAYABLE	376,526
ACCOUNTS PAYABLE	6,207,593
ACCOUNTS PAYABLE-SCHOOLS	19,289
SALARIES PAYABLE	2,881,886
SALARIES PAYABLE-OPTIONS	51,819,958
FICA PAYABLE-OPTIONS	3,948,770
UNEARNED REVENUE	<u>622,968</u>
TOTAL LIABILITIES	<u>65,876,990</u>

FUND EQUITY:

FUND BALANCE:	
DESIGNATED FOR REVERSION TO THE CITY GENERAL FUND	21,071,766
RESERVE FOR ENCUMBRANCES	25,591,033
RESERVE FOR PREPAID ITEMS	<u>1,424,158</u>
TOTAL FUND EQUITY	<u>48,086,957</u>
TOTAL LIABILITIES AND FUND EQUITY	<u>113,963,947</u>

VIRGINIA BEACH CITY PUBLIC SCHOOLS
STATEMENT OF REVENUES
SCHOOL OPERATING FUND
JULY 1, 2022 THROUGH JUNE 30, 2022 (UNAUDITED)

B 3

	FY 2022 ESTIMATED	MONTH'S REALIZED	YR-TO-DATE REALIZED	UNREALIZED REVENUES	PERCENT REALIZED
COMMONWEALTH VRS RETIREMENT	25,465,702	2,136,226	25,058,789	(406,913)	98.4%
SOCIAL SECURITY	10,935,722	917,359	10,760,982	(174,740)	98.4%
GROUP LIFE	764,736	64,151	752,516	(12,220)	98.4%
BASIC SCHOOL AID	190,383,716	12,393,305	177,729,756	(12,653,960)	93.4%
REMEDIAL SUMMER SCHOOL	1,935	139,264	257,702	255,767	13317.9%
VOCATIONAL EDUCATION	1,605,945	134,717	1,580,284	(25,661)	98.4%
GIFTED EDUCATION	1,988,313	166,792	1,956,542	(31,771)	98.4%
SPECIAL EDUCATION	20,036,078	1,680,754	19,715,924	(320,154)	98.4%
PREVENTION, INTERVENTION AND REMEDIATION	4,588,415	384,905	4,515,097	(73,318)	98.4%
COMPENSATION SUPPLEMENT	12,039,181	1,009,890	11,848,031	(191,150)	98.4%
SPECIAL EDUCATION HOMEBOUND	77,743			(77,743)	
SUPPLEMENTAL LOTTERY PER PUPIL ALLOCATION	15,239,091	2,783,725	15,291,274	52,183	100.3%
FOSTER CARE	470,374	97,054	145,581	(324,793)	31.0%
SPECIAL ED-REGIONAL TUITION	9,690,078	4,803,202	4,803,202	(4,886,876)	49.6%
CAREER AND TECH ED-OCCUPATIONAL	318,903	252,289	252,289	(66,614)	79.1%
FOSTER CARE-SPED		135,563	203,344	203,344	
ENGLISH AS A SECOND LANGUAGE	1,603,531	133,782	1,604,380	849	100.1%
AT-RISK	7,455,186	294,918	7,336,146	(119,040)	98.4%
K-3 PRIMARY CLASS SIZE REDUCTION	5,079,167	906,747	4,987,111	(92,056)	98.2%
OTHER STATE FUNDS	9,694,011	8,036,672	8,041,809	(1,652,202)	83.0%
TOTAL FROM COMMONWEALTH OF VIRGINIA	317,437,827	36,471,315	296,840,759	(20,597,068)	93.5%
STATE SHARE SALES TAX	81,922,118	17,286,900	98,227,243	16,305,125	119.9%
TOTAL FROM STATE SHARE SALES TAX	81,922,118	17,286,900	98,227,243	16,305,125	119.9%
IMPACT AID PUBLIC LAW 874	9,935,191		7,916,771	(2,018,420)	79.7%
IMPACT AID SPECIAL ED			965,617	965,617	
IMPACT AID DEPT OF DEFENSE	1,500,000		2,876,974	1,376,974	191.8%
DEPT. OF THE NAVY NJROTC	100,000	71,329	293,705	193,705	293.7%
DEPT OF DEFENSE SPECIAL ED			2,580,106	2,580,106	
MEDICAID REIMB-MEDICAL	1,964,809	1,698,078	2,379,932	415,123	121.1%
MEDICAID REIMB-TRANSPORTATION		88,286	102,645	102,645	
OTHER FEDERAL REVENUE			129	129	
TOTAL FROM FEDERAL GOVERNMENT	13,500,000	1,857,693	17,115,879	3,615,879	126.8%

VIRGINIA BEACH CITY PUBLIC SCHOOLS
STATEMENT OF REVENUES
SCHOOL OPERATING FUND
JULY 1, 2022 THROUGH JUNE 30, 2022 (UNAUDITED)

B 4

	FY 2022 ESTIMATED	MONTH'S REALIZED	YR-TO-DATE REALIZED	UNREALIZED REVENUES	PERCENT REALIZED
CITY OF VIRGINIA BEACH-LOCAL CONTRIBUTION	465,493,475	39,795,231	465,493,475		100.0%
TRANSFER FROM SCHOOL RESERVE FUND	1,334,364	111,197	1,334,364		100.0%
CITY OF VIRGINIA BEACH-CONSOLIDATED BEN	735,538		735,538		100.0%
TOTAL TRANSFERS	<u>467,563,377</u>	<u>39,906,428</u>	<u>467,563,377</u>		100.0%
RENT OF FACILITIES SCHOOLS	450,000	5,115	241,643	(208,357)	53.7%
SERVICE CHARGES	20,811		39,868	19,057	191.6%
TUITION REGULAR DAY	100,000	15,487	196,947	96,947	196.9%
TUITION GEN ADULT ED	142,839	43,483	43,483	(99,356)	30.4%
TUITION VOCATIONAL ADULT ED	169,750	9,633	9,633	(160,117)	5.7%
TUITION LPN PROGRAM	25,575	14,231	15,231	(10,344)	59.6%
TUITION SUMMER SCHOOL	700,000		220,400	(479,600)	31.5%
TUITION DRIVERS ED	322,125	44,835	160,545	(161,580)	49.8%
PLANETARIUM FEES		(150)	(420)	(420)	
VENDING OPERATING RECEIPTS		62	3,879	3,879	
DONATION			3,250	3,250	
STOP ARM ENFORCEMENT	350,000	135,274	1,059,715	709,715	302.8%
SALE OF SALVAGE MATERIALS	12,000	17,744	114,017	102,017	950.1%
SALE OF CAPITAL ASSETS AND VEHICLES	15,000	127,636	228,038	213,038	1520.3%
SALE OF SCHOOL BUSES		227,022	399,630	399,630	
REIMB SYSTEM REPAIRS		3,230	13,520	13,520	
LOST AND STOLEN-TECHNOLOGY			13,710	13,710	
DAMAGED-TECHNOLOGY		46,027	168,232	168,232	
LOST AND DAMAGED-CALCULATORS		1,638	18,320	18,320	
LOST AND DAMAGED-HEARTRATE MONITORS			653	653	
MISCELLANEOUS REVENUE	224,703	1,886	110,770	(113,933)	49.3%
INDIRECT COST-GRANTS	600,000	177,998	1,623,654	1,023,654	270.6%
PREMIUMS ON BONDS ISSUED			62,559	62,559	
TOTAL FROM OTHER SOURCES	<u>3,132,803</u>	<u>871,151</u>	<u>4,747,277</u>	<u>1,614,474</u>	151.5%
TOTAL SCHOOL OPERATING FUND	<u>883,556,125</u>	<u>96,393,487</u>	<u>884,494,535</u>	<u>938,410</u>	100.1%

VIRGINIA BEACH CITY PUBLIC SCHOOLS
SCHOOL ATHLETICS FUND
JULY 1, 2021 THROUGH JUNE 30, 2022 (UNAUDITED)

B 5

ASSETS:		LIABILITIES:	
CASH	816,823	ACCOUNTS PAYABLE	129,440
		SALARIES PAYABLE	1,893
		TOTAL LIABILITIES	<u>131,333</u>
		FUND EQUITY:	
		FUND BALANCE	
		RESERVE FOR ENCUMBRANCES	685,490
		UNDESIGNATED	
		TOTAL FUND EQUITY	<u>685,490</u>
TOTAL ASSETS	<u>816,823</u>	TOTAL LIABILITIES AND FUND EQUITY	<u>816,823</u>

	FY 2022 ESTIMATED	MONTH'S REALIZED	YR-TO-DATE REALIZED	UNREALIZED REVENUES	PERCENT REALIZED	FY 2021 PERCENT REALIZED
REVENUES:						
INTEREST ON BANK DEPOSITS	5,000	(1,143)	15,426	10,426	308.5%	537.3%
BASKETBALL	120,000	2,494	89,084	(30,916)	74.2%	
FOOTBALL	250,000		229,471	(20,529)	91.8%	
GYMNASTICS	4,000		4,278	278	107.0%	
SOCCER	42,000	48,762	55,749	13,749	132.7%	
WRESTLING	13,000		15,150	2,150	116.5%	
MIDDLE SCHOOL	65,000	9,926	43,113	(21,887)	66.3%	
TRANSFER FROM GENERAL FUND	900,000		900,000		100.0%	91.9%
TRANSFER FROM SCHOOL OPERATING	4,974,274	(296,396)	4,677,878	(296,396)	94.0%	77.9%
OTHER INCOME	<u>5,000</u>	<u>8,741</u>	<u>37,110</u>	<u>32,110</u>	<u>742.2%</u>	<u>84.0%</u>
TOTAL REVENUES	6,378,274	<u>(227,616)</u>	<u>6,067,259</u>	<u>(311,015)</u>	95.1%	
PYFB-ENCUMBRANCES	<u>429,369</u>					
TOTAL REVENUES AND PYFB	<u>6,807,643</u>					

	FY 2022 APPROPRIATIONS	MONTH'S EXPENDITURES	YR-TO-DATE EXPENDITURES	OUTSTANDING ENCUMBRANCES	REMAINING BALANCE	PERCENT OBLIGATED	FY 2021 PERCENT OBLIGATED
EXPENDITURES:							
PERSONNEL SERVICES	2,951,430	75,199	2,863,952		87,478	97.0%	68.9%
FICA BENEFITS	213,274	4,142	218,987		(5,713)	102.7%	75.7%
PURCHASED SERVICES	1,568,429	230,661	1,300,412		268,017	82.9%	70.8%
VA HIGH SCHOOL LEAGUE DUES	51,250	418	23,844		27,406	46.5%	33.5%
ATHLETIC INSURANCE	200,100		168,611		31,489	84.3%	94.0%
MATERIALS AND SUPPLIES	1,365,653	205,027	938,026	542,936	(115,309)	108.4%	136.5%
CAPITAL OUTLAY	<u>457,507</u>	<u>7,213</u>	<u>297,306</u>	<u>142,554</u>	<u>17,647</u>	<u>96.1%</u>	<u>195.7%</u>
TOTAL	<u>6,807,643</u>	<u>522,660</u>	<u>5,811,138</u>	<u>685,490</u>	<u>311,015</u>	95.4%	84.0%

INCREASE (DECREASE) IN FUND BALANCE 256,121

BUDGETED INCREASE (DECREASE)
IN FUND BALANCE (429,369)

VIRGINIA BEACH CITY PUBLIC SCHOOLS
SCHOOL CAFETERIAS FUND
JULY 1, 2021 THROUGH JUNE 30, 2022 (UNAUDITED)

B 6

ASSETS:		LIABILITIES:	
CASH	18,590,841	ACCOUNT PAYABLES	604,012
CASH WITH CAFETERIAS	5,005	SALARIES PAYABLE	83,374
ACCOUNTS RECEIVABLE	124,658	SALARIES PAYABLE-OPTIONS	1,057,755
DUE FROM FEDERAL GOVERNMENT	2,764,153	FICA PAYABLE-OPTIONS	80,908
FOOD INVENTORY	207,786	UNEARNED REVENUE	643,819
FOOD-USDA INVENTORY	354,221	TOTAL LIABILITIES	<u>2,469,868</u>
SUPPLIES INVENTORY	406,005		
PREPAID ITEM	7,221		
		FUND EQUITY:	
		FUND BALANCE:	
		RESERVE FOR INVENTORIES	968,012
		RESERVE FOR PREPAID ITEMS	7,221
		RESERVE FOR ENCUMBRANCES	490,765
		DESIGNATED FOR THE FY23 BUDGET	1,746,509
		UNDESIGNATED	<u>16,777,515</u>
		TOTAL FUND EQUITY	<u>19,990,022</u>
TOTAL ASSETS	<u>22,459,890</u>	TOTAL LIABILITIES AND FUND EQUITY	<u>22,459,890</u>

	FY 2022 ESTIMATED	MONTH'S REALIZED	YR-TO-DATE REALIZED	UNREALIZED REVENUES	PERCENT REALIZED	FY 2021 PERCENT REALIZED
REVENUES:						
INTEREST ON BANK DEPOSITS	75,000	1,795	42,682	(32,318)	56.9%	30.0%
CHARGES FOR SERVICES	11,518,879	258,009	678,179	(10,840,700)	5.9%	1.4%
USDA REBATES	500,000	112,524	813,520	313,520	162.7%	73.7%
MISCELLANEOUS REVENUE		67,792	70,892	70,892		
TOTAL LOCAL REVENUE	<u>12,093,879</u>	<u>440,120</u>	<u>1,605,273</u>	<u>(10,488,606)</u>	13.3%	6.6%
SCHOOL BREAKFAST INITIATIVE	50,000	36,649	58,038	8,038	116.1%	51.9%
SCHOOL LUNCH	280,000		277,744	(2,256)	99.2%	48.9%
SCHOOL BREAKFAST	220,000	54,761	301,183	81,183	136.9%	
TOTAL REVENUE FROM COMMONWEALTH	<u>550,000</u>	<u>91,410</u>	<u>636,965</u>	<u>86,965</u>	115.8%	57.9%
SCHOOL BREAKFAST PROGRAM	5,204,024	1,741,631	8,362,849	3,158,825	160.7%	
NATIONAL SCHOOL LUNCH PROGRAM	12,899,862	5,756,325	30,695,851	17,795,989	238.0%	
USDA COMMODITIES	1,800,000	2,289,934	2,289,934	489,934	127.2%	92.5%
CHILD & ADULT CARE FOOD PROGRAM	350,000	50,819	318,149	(31,851)	90.9%	1079.7%
USDA SUMMER FEEDING PROGRAM	150,000	6,601	763,517	613,517	509.0%	13408.5%
OTHER FEDERAL REVENUE			5,814	5,814		
TOTAL REVENUE FROM FEDERAL GOV'T	<u>20,403,886</u>	<u>9,845,310</u>	<u>42,436,114</u>	<u>22,032,228</u>	208.0%	128.5%
TOTAL REVENUES	<u>33,047,765</u>	<u>10,376,840</u>	<u>44,678,352</u>	<u>11,630,587</u>	135.2%	82.1%
PRIOR YEAR FUND BALANCE (PYFB)	3,189,607					
PYFB-ENCUMBRANCES	<u>78,555</u>					
TOTAL REVENUES AND PYFB	<u>36,315,927</u>					

	FY 2022 APPROPRIATIONS	MONTH'S EXPENDITURES	YR-TO-DATE EXPENDITURES	OUTSTANDING ENCUMBRANCES	REMAINING BALANCE	PERCENT OBLIGATED	FY 2021 PERCENT OBLIGATED
EXPENDITURES:							
PERSONNEL SERVICES	13,196,702	1,109,687	11,245,953		1,950,749	85.2%	82.2%
FRINGE BENEFITS	5,334,089	401,310	4,102,231		1,231,858	76.9%	80.7%
PURCHASED SERVICES	567,324	29,176	348,396	45,254	173,674	69.4%	70.1%
OTHER CHARGES	49,801	3,589	15,318		34,483	30.8%	12.5%
MATERIALS AND SUPPLIES	16,283,840	4,840,004	18,273,119	220,757	(2,210,036)	113.6%	70.3%
CAPITAL OUTLAY	884,171	74,213	406,795	224,754	252,622	71.4%	20.6%
TOTAL	<u>36,315,927</u>	<u>6,457,979</u>	<u>34,391,811</u>	<u>490,765</u>	<u>1,433,350</u>	96.1%	71.5%

INCREASE (DECREASE) IN FUND BALANCE 10,286,541

BUDGETED INCREASE (DECREASE)
IN FUND BALANCE (3,268,162)

VIRGINIA BEACH CITY PUBLIC SCHOOLS
SCHOOL TEXTBOOKS FUND
JULY 1, 2021 THROUGH JUNE 30, 2022 (UNAUDITED)

B 7

ASSETS:		LIABILITIES:	
CASH	5,509,053	TOTAL LIABILITIES	
PREPAID ITEMS	1,691,640		
		FUND EQUITY:	
		FUND BALANCE:	
		RESERVE FOR ENCUMBRANCES	147,750
		DESIGNATED FOR THE FY23 BUDGET	1,859,296
		UNDESIGNATED	5,193,647
		TOTAL FUND EQUITY	7,200,693
TOTAL ASSETS	7,200,693	TOTAL LIABILITIES AND FUND EQUITY	7,200,693

	FY 2022 ESTIMATED	MONTH'S REALIZED	YR-TO-DATE REALIZED	UNREALIZED REVENUES	PERCENT REALIZED	FY 2021 PERCENT REALIZED
REVENUES:						
INTEREST ON BANK DEPOSITS	29,483	(150)	23,898	(5,585)	81.1%	152.7%
SALE OF SALVAGE MATERIALS		143	627	627		
LOST AND DAMAGED	27,000	1,264	29,031	2,031	107.5%	10.8%
MISCELLANEOUS			247	247		
TOTAL LOCAL REVENUE	56,483	1,257	53,803	(2,680)	95.3%	85.0%
DEPT OF EDUCATION	4,109,308	344,715	4,043,646	(65,662)	98.4%	95.2%
TOTAL REVENUE-COMMONWEALTH	4,109,308	344,715	4,043,646	(65,662)	98.4%	95.2%
TOTAL REVENUES	4,165,791	345,972	4,097,449	(68,342)	98.4%	95.1%
PRIOR YEAR FUND BALANCE (PYFB)	2,071,611					
PYFB-ENCUMBRANCES	13,770					
TOTAL REVENUES AND PYFB	6,251,172					

	FY 2022 APPROPRIATIONS	MONTH'S EXPENDITURES	YR-TO-DATE EXPENDITURES	OUTSTANDING ENCUMBRANCES	REMAINING BALANCE	PERCENT OBLIGATED	FY 2021 PERCENT OBLIGATED
EXPENDITURES:							
PERSONNEL SERVICES	99,170	7,460	95,006		4,164	95.8%	89.6%
FRINGE BENEFITS	37,597	3,094	34,792		2,805	92.5%	93.1%
MATERIALS AND SUPPLIES	6,114,405	2,240	5,058,551	147,750	908,104	85.1%	78.7%
TOTAL	6,251,172	12,794	5,188,349	147,750	915,073	85.4%	83.4%

INCREASE (DECREASE) IN FUND BALANCE (1,090,900)

BUDGETED INCREASE (DECREASE)
IN FUND BALANCE (2,085,381)

VIRGINIA BEACH CITY PUBLIC SCHOOLS
SCHOOL RISK MANAGEMENT FUND
JULY 1, 2021 THROUGH JUNE 30, 2022 (UNAUDITED)

B 8

ASSETS:

CASH	15,859,624
ACCOUNTS RECEIVABLE	5,728
PREPAID ITEM	271,901

TOTAL ASSETS

16,137,253

LIABILITIES:

ACCOUNTS PAYABLE	659,739
SALARIES PAYABLE	1,110
EST CLAIMS/JUDGMENTS PAYABLE	<u>11,120,619</u>
TOTAL LIABILITIES	<u>11,781,468</u>

FUND EQUITY:

RETAINED EARNINGS	<u>4,355,785</u>
TOTAL FUND EQUITY	<u>4,355,785</u>
TOTAL LIABILITIES AND FUND EQUITY	<u>16,137,253</u>

REVENUES:

INTEREST ON BANK DEPOSITS	
RISK MANAGEMENT CHARGES	
INSURANCE PROCEEDS	
MISCELLANEOUS REVENUE	
TRANSFER FROM SCHOOL OPERATING FUND	
TOTAL REVENUES	

MONTH'S REALIZED	YR-TO-DATE REALIZED
(742)	84,537
	6,805,724
202,871	626,254
632	13,435
<u>202,761</u>	<u>7,529,950</u>

EXPENSES:

PERSONNEL SERVICES	
FRINGE BENEFITS	
OTHER PURCHASED SERVICES	
FIRE AND PROPERTY INSURANCE	
MOTOR VEHICLE INSURANCE	
WORKER'S COMPENSATION	
SURETY BONDS	
GENERAL LIABILITY INSURANCE	
MISCELLANEOUS	
MATERIALS AND SUPPLIES	
TOTAL	

MONTH'S EXPENSES	YR-TO-DATE EXPENSES	OUTSTANDING ENCUMBRANCES
33,456	390,727	
11,802	134,302	
569,383	2,023,983	348,917
	2,569,013	
1,019,124	1,767,479	
891,719	2,605,447	
	8,552	
(22,606)	531,616	
301,996	547,968	
304,146	323,432	340
<u>3,109,020</u>	<u>10,902,519</u>	<u>349,257</u>

INCREASE (DECREASE) IN RETAINED EARNINGS

(3,372,569)

VIRGINIA BEACH CITY PUBLIC SCHOOLS
SCHOOL COMMUNICATION TOWERS/TECHNOLOGY FUND
JULY 1, 2021 THROUGH JUNE 30, 2022 (UNAUDITED)

B 9

ASSETS:		LIABILITIES:	
CASH	4,464,770	DEPOSITS PAYABLE	75,000
		TOTAL LIABILITIES	75,000
		FUND EQUITY:	
		FUND BALANCE:	
		DESIGNATED FOR THE FY23 BUDGET	284,000
		UNDESIGNATED	4,105,770
		TOTAL FUND EQUITY	4,389,770
TOTAL ASSETS	4,464,770	TOTAL LIABILITIES AND FUND EQUITY	4,464,770

	FY 2022 ESTIMATED	MONTH'S REALIZED	YR-TO-DATE REALIZED	UNREALIZED REVENUES	PERCENT REALIZED	FY 2021 PERCENT REALIZED
REVENUES:						
INTEREST ON BANK DEPOSITS	16,000	(199)	17,493	1,493	109.3%	149.4%
RENT-WIRELESS COMMUNICATION	500,000			(500,000)		
TOWER RENT-BAYSIDE HIGH			27,500	27,500		
TOWER RENT-COX HIGH		4,112	169,573	169,573		
TOWER RENT-FIRST COLONIAL HIGH			34,072	34,072		
TOWER RENT-LANDSTOWN HIGH			79,593	79,593		
TOWER RENT-OCEAN LAKES HIGH			107,831	107,831		
TOWER RENT-SALEM HIGH			59,291	59,291		
TOWER RENT-TALLWOOD HIGH			50,067	50,067		
TOWER RENT-TECH CENTER		6,093	112,304	112,304		
TOWER RENT-WOODSTOCK ELEMENTARY		1,779	15,599	15,599		
TOTAL REVENUES	516,000	11,785	673,323	157,323	130.5%	131.3%
PRIOR YEAR FUND BALANCE (PYFB)	284,000					
TOTAL REVENUES AND PYFB	800,000					

	FY 2022 APPROPRIATIONS	MONTH'S EXPENDITURES	YR-TO-DATE EXPENDITURES	OUTSTANDING ENCUMBRANCES	REMAINING BALANCE	PERCENT OBLIGATED	FY 2021 PERCENT OBLIGATED
EXPENDITURES:							
MATERIALS AND SUPPLIES	800,000				800,000		
TOTAL	800,000				800,000		

INCREASE (DECREASE) IN FUND BALANCE 673,323

BUDGETED INCREASE (DECREASE)
IN FUND BALANCE (284,000)

VIRGINIA BEACH CITY PUBLIC SCHOOLS
STATEMENT OF REVENUES
SCHOOL GRANTS FUND
JULY 1, 2021 THROUGH JUNE 30, 2022 (UNAUDITED)

B10

Revenues :

	FY 2022 Estimated	Month's Realized	Yr-To-Date Realized	Unrealized Revenues	Percent Realized
Source:					
Commonwealth of Virginia	21,825,849	656,145	11,908,631	(9,917,218)	54.56%
Federal Government	194,863,642	54,016,411	85,424,665	(109,438,977)	43.84%
Other Sources	635,813	68,402	422,362	(213,451)	66.43%
Transfers from School Operating Fund	7,781,179	(3,468,477)	3,924,213	(3,856,966)	50.43%
Total Revenues	225,106,483	51,272,481	101,679,871	(123,426,612)	45.17%

VIRGINIA BEACH CITY PUBLIC SCHOOLS
STATEMENT OF EXPENDITURES AND ENCUMBRANCES
SCHOOL GRANTS FUND
JULY 1, 2021 THROUGH JUNE 30, 2022 (UNAUDITED)

B 11

	<u>FY 2022</u> <u>APPROPRIATIONS</u>	<u>MONTH'S</u> <u>EXPENDITURES</u>	<u>YR-TO-DATE</u> <u>EXPENDITURES</u>	<u>OUTSTANDING</u> <u>ENCUMBRANCES</u>	<u>REMAINING</u> <u>BALANCE</u>	<u>PERCENT</u> <u>OBLIGATED</u>
2 REVOLUTIONS	88,967	816	71,250		17,717	80.1%
AASA CZI SEL IMPACT PROJECT	4,000	34	4,000			100.0%
ADULT BASIC EDUCATION	379,145	31,249	377,672		1,473	99.6%
ADVANCING COMPUTER SCIENCE EDUCATION	141,543	83,054	141,543			100.0%
ALGEBRA READINESS	2,504,949	119,237	719,071	24,780	1,761,098	29.7%
ARP BEFORE & AFTER SCHOOL	424,536				424,536	
ARP HOMELESS I	50,000				50,000	
ARP HOMELESS II	366,158				366,158	
ARP MENTOR TEACHER	39,258				39,258	
ARP SUMMER LEARNING	234,895				234,895	
ARP UNFINISHED LEARNING	1,747,783				1,747,783	
ARPA ESSER III	82,502,194	1,310,442	11,784,378	2,247,680	68,470,136	17.0%
ASIA SOCIETY CONFUCIUS CLASSROOMS NETWORK	991				991	
BUS DRIVER INCENTIVE	27,365				27,365	
CAREER & TECH ED STATE EQUIP ALLOC	69,452		69,452			100.0%
CAREER SWITCHER PROG MENTOR REIMB	19,550	17,747	17,747		1,803	90.8%
CARES ACT CORONA VIRUS RELIEF FUND (CRF)	24,760		24,760			100.0%
CARES ACT ESSER	6,135,500	236,948	4,277,763	757,066	1,100,671	82.1%
CARES ESSER CLEANING SUPPLIES	1,681	145	145		1,536	8.6%
CARES ESSER FACILITIES AND PPE	967	641	641		326	66.3%
CARES ESSER INS DELIVERY SUPPORT	4,731	200	465		4,266	9.8%
CARES ESSER SE UNIVERSAL SCRNR	5,674		5,000		674	88.1%
CARES ESSER SPED SRVCS SUPPORT	185,253	12,164	67,238		118,015	36.3%
CARES GEER VISION	2,155,287	55,368	2,068,172		87,115	96.0%
CARL PERKINS	1,050,346	96,790	995,969	52,982	1,395	99.9%
CORRECTIONS ED & OTHER INSTITUTIONALIZED	1,098	(12)	1,098			100.0%
CRRSA ACT ESSER II	36,709,197	3,951,998	34,037,527	1,870	2,669,800	92.7%
CTE SPECIAL STATE EQUIP ALLOC	54,374		54,374			100.0%
EARLY READING INTERVENTION	5,017,013	281,981	1,878,607		3,138,406	37.4%
ECSE TEACHER INCENTIVE	25,000	14,960	14,960		10,040	59.8%
GENERAL ADULT ED	30,993		30,993			100.0%
GREEN RUN COLLEGIATE CHARTER SCHOOL	7,662		7,662			100.0%
HAMPTON ROADS WORKFORCE COUNCIL-ALC	142,630	10,714	102,691		39,939	72.0%
HAMPTON ROADS WORKFORCE COUNCIL-STEM (ISY)	100,000	10,809	57,068		42,932	57.1%
HAMPTON ROADS WORKFORCE COUNCIL-STEM (OSY)	160,000	8,416	81,087		78,913	50.7%
HVAC CSLFRF	13,016,072				13,016,072	
INDUSTRY CERT EXAMINATIONS	60,847		60,847			100.0%
INDUSTRY CERT EXAMINATIONS STEM-H	22,849		22,849			100.0%
IPOP INTENSIVE TA	2,000		342		1,658	17.1%
ISAEP	65,863	12,607	65,863			100.0%
JAIL EDUCATION PROGRAM	332,556	14,172	165,150		167,406	49.7%
JUVENILE DETENTION HOME	1,798,355	106,108	1,221,516		576,839	67.9%

VIRGINIA BEACH CITY PUBLIC SCHOOLS
STATEMENT OF EXPENDITURES AND ENCUMBRANCES
SCHOOL GRANTS FUND
JULY 1, 2021 THROUGH JUNE 30, 2022 (UNAUDITED)

B 12

	<u>FY 2022</u> <u>APPROPRIATIONS</u>	<u>MONTH'S</u> <u>EXPENDITURES</u>	<u>YR-TO-DATE</u> <u>EXPENDITURES</u>	<u>OUTSTANDING</u> <u>ENCUMBRANCES</u>	<u>REMAINING</u> <u>BALANCE</u>	<u>PERCENT</u> <u>OBLIGATED</u>
LEARNING LOSS INSTRUCTIONAL SUPPORTS	1,843,204	69,586	1,766,392	74,482	2,330	99.9%
MCKINNEY VENTO	132,838	2,694	46,170		86,668	34.8%
MYCAA-LPN	1,000		1,000			100.0%
NATIONAL BOARD CERTIFICATION INCENTIVE	395,000	5,000	395,000			100.0%
NATIONAL MATH AND SCIENCE INITIATIVE (NMSI)	50,331	22,577	22,577		27,754	44.9%
NETWORK IMPROVEMENT COMMUNITY (NIC)	1,380	1,380	1,380			100.0%
NEW TEACHER MENTOR	39,258	39,258	39,258			100.0%
NJROTC	70,435	70,435	70,435			100.0%
NO KID HUNGRY	62,200	25,060	62,200			100.0%
PERKINS RESERVE REALLOCATION	28,638	28,638	28,638			100.0%
POSITIVE BEHAVIOR INTERVENTIONS & SUPPORT	53,739	902	34,705		19,034	64.6%
POST 9-11 GI BILL	3,330		147		3,183	4.4%
POST SEC SPED SUPPORT ESSER II	197,527	197,527	197,527			100.0%
PRESCHOOL- IDEA SECTION 619	840,868	41,710	478,126	840	361,902	57.0%
PROJECT GRADUATION	129,830	242	17,544		112,286	13.5%
PROJECT HOPE - CITY WIDE SCA	2,454				2,454	
RACE TO GED	65,191	6,500	65,191			100.0%
RECRUITMENT INCENTIVE-RIPE ESSER III	3,677,500	(4,289)	350,000		3,327,500	9.5%
RESERVE FOR CONTINGENCY	555,609				555,609	
SCHOOL SECURITY EQUIPMENT	215,401	10,836	51,888	163,513		100.0%
SPANISH IMMERSION	78,808	14,458	51,016	4,812	22,980	70.8%
STARTALK	190,054		54,576		135,478	28.7%
STEM COMPETITION	10,000	2,487	9,396		604	94.0%
STOPPING THE PUSH OUT OF BLACK GIRLS	7,750		7,741		9	99.9%
TECHNOLOGY INITIATIVE	8,408,342	1,150	3,042,814		5,365,528	36.2%
TITLE I PART A	15,596,633	1,498,852	12,931,927	209,389	2,455,317	84.3%
TITLE I PART D SUBPART 1	96,102	34,363	49,312		46,790	51.3%
TITLE I PART D SUBPART 2	519,309	50,195	216,629	3,075	299,605	42.3%
TITLE II PART A	2,195,062	145,006	1,439,586		755,476	65.6%
TITLE III PART A LANGUAGE ACQUISITION	354,689	16,148	191,629		163,060	54.0%
TITLE IV PART A	1,962,663	166,166	987,215	1,200	974,248	50.4%
TITLE IV PELL	55,074	47,998	55,074			100.0%
TITLE VI-B IDEA SECTION 611	20,093,488	1,393,145	14,661,724		5,431,764	73.0%
TITLE VI-B IDEA SECTION 611 ARP	3,470,796				3,470,796	
TITLE VI-B IDEA SECTION 619 ARP	253,775				253,775	
VA HUMANITIES BENEATH THE SURFACE	10,451	81	5,546		4,905	53.1%
VA PRESCHOOL INITIATIVE	6,981,155	581,516	5,823,336		1,157,819	83.4%
VBEF SUNSHINE SNACKS	2,000		2,000			100.0%
VERIZON INNOVATIVE LEARNING LAB	15,000		15,000			100.0%
VISSTA	714,000		65,167		648,833	9.1%
WORKPLACE READINESS	14,105		14,105			100.0%
TOTAL SCHOOL GRANTS FUND	<u>225,106,483</u>	<u>10,846,209</u>	<u>101,679,871</u>	<u>3,541,689</u>	<u>119,884,923</u>	<u>46.7%</u>

VIRGINIA BEACH CITY PUBLIC SCHOOLS
SCHOOL BOARD/CITY HEALTH INSURANCE FUND
JULY 1, 2021 THROUGH JUNE 30, 2022 (UNAUDITED)

B 13

ASSETS:		LIABILITIES:	
CASH	84,517,241	ACCOUNTS PAYABLE	254,673
ACCOUNTS RECEIVABLE	3,569,657	SALARIES PAYABLE	(635)
		ACCOUNTS PAYABLE-HRA	4
		ACCOUNTS PAYABLE-HSA	87
		UNEARNED REVENUE	8,291,591
		EST CLAIMS-JUDGMENTS PAYABLE	7,613,000
		TOTAL LIABILITIES	<u>16,158,720</u>
		FUND EQUITY:	
		RETAINED EARNINGS	<u>71,928,178</u>
		TOTAL FUND EQUITY	<u>71,928,178</u>
TOTAL ASSETS	<u>88,086,898</u>	TOTAL LIABILITIES AND FUND EQUITY	<u>88,086,898</u>

REVENUES:	<u>MONTH'S REALIZED</u>	<u>YEAR-TO-DATE REALIZED</u>	
INTEREST ON BANK DEPOSITS	(3,198)	318,511	
EMPLOYEE PREMIUMS-CITY	1,241,063	13,420,892	
EMPLOYER PREMIUMS-CITY	3,955,124	50,380,688	
EMPLOYEE PREMIUMS-SCHOOLS	1,607,579	17,600,812	
EMPLOYER PREMIUMS-SCHOOLS	6,010,055	72,041,625	
COBRA ADMINISTRATIVE FEE-CITY	815	4,619	
COBRA ADMINISTRATIVE FEE-SCHOOLS	263	2,407	
OTHER FEDERAL FUNDS		4,842	
TOTAL REVENUES	<u>12,811,701</u>	<u>153,774,396</u>	
	<u>MONTH'S EXPENSES</u>	<u>YEAR-TO-DATE EXPENSES</u>	<u>OUTSTANDING ENCUMBRANCES</u>
EXPENSES:			
SALARIES AND BENEFITS	632,997	5,091,705	
HEALTH CLAIMS AND OTHER EXPENSES-CITY	5,106,412	65,437,917	
HEALTH CLAIMS AND OTHER EXPENSES-SCHOOLS	5,280,053	84,140,803	
	<u>11,019,462</u>	<u>154,670,425</u>	
INCREASE (DECREASE) IN RETAINED EARNINGS		<u>(896,029)</u>	

VIRGINIA BEACH CITY PUBLIC SCHOOLS
SCHOOL VENDING OPERATIONS FUND
JULY 1, 2021 THROUGH JUNE 30, 2022 (UNAUDITED)

B 14

ASSETS:		LIABILITIES:	
CASH	169,815	TOTAL LIABILITIES	
		FUND EQUITY:	
		FUND BALANCE:	
		DESIGNATED FOR THE FY23 BUDGET	6,000
		UNDESIGNATED	163,815
		TOTAL FUND EQUITY	169,815
TOTAL ASSETS	169,815	TOTAL LIABILITIES AND FUND EQUITY	169,815

	FY 2022 ESTIMATED	MONTH'S REALIZED	YR-TO-DATE REALIZED	UNREALIZED REVENUES	PERCENT REALIZED	FY 2021 PERCENT REALIZED
REVENUES:						
INTEREST ON BANK DEPOSITS		15	2,032	2,032		
VENDING OPERATIONS RECEIPTS	63,000	38,314	122,436	59,436	194.3%	47.2%
TOTAL REVENUES	63,000	38,329	124,468	61,468	197.6%	52.5%
PRIOR YEAR FUND BALANCE (PYFB)	6,000					
TOTAL REVENUES AND PYFB	69,000					

	FY 2022 APPROPRIATIONS	MONTH'S EXPENDITURES	YR-TO-DATE EXPENDITURES	OUTSTANDING ENCUMBRANCES	REMAINING BALANCE	PERCENT OBLIGATED	FY 2021 PERCENT OBLIGATED
EXPENDITURES:							
SCHOOL ALLOCATIONS	58,280		58,835		(555)	101.0%	25.0%
MATERIALS AND SUPPLIES	10,520		(175)		10,695	-1.7%	
PURCHASED SERVICES	200				200		
TOTAL	69,000		58,660		10,340	85.0%	23.2%

INCREASE (DECREASE) IN FUND BALANCE

		65,808
BUDGETED INCREASE (DECREASE) IN FUND BALANCE	(6,000)	

VIRGINIA BEACH CITY PUBLIC SCHOOLS
SCHOOL INSTRUCTIONAL TECHNOLOGY FUND
JULY 1, 2021 THROUGH JUNE 30, 2022 (UNAUDITED)

B 15

ASSETS:		LIABILITIES:	
CASH	1,336,227	ACCOUNT PAYABLES	940
		TOTAL LIABILITIES	940
		FUND EQUITY:	
		FUND BALANCE:	
		DESIGNATED FOR THE FY23 BUDGET	560,840
		UNDESIGNATED	774,447
		TOTAL FUND EQUITY	1,335,287
TOTAL ASSETS	1,336,227	TOTAL LIABILITIES AND FUND EQUITY	1,336,227

REVENUES:	FY 2022 ESTIMATED	MONTH'S REALIZED	YR-TO-DATE REALIZED	UNREALIZED REVENUES
INTEREST ON BANK DEPOSITS		(1,088)	76,009	76,009
TOTAL REVENUES		(1,088)	76,009	76,009
PRIOR YEAR FUND BALANCE (PYFB)	1,121,686			
TOTAL REVENUES AND PYFB	1,121,686			

EXPENDITURES:	FY 2022 APPROPRIATIONS	MONTH'S EXPENDITURES	YR-TO-DATE EXPENDITURES	OUTSTANDING ENCUMBRANCES	REMAINING BALANCE
PURCHASED SERVICES		1,389	2,471	9,817	(12,288)
MATERIALS AND SUPPLIES	1,121,686			41,039	1,080,647
TOTAL	1,121,686	1,389	2,471	50,856	1,068,359

INCREASE (DECREASE) IN FUND BALANCE 73,538

BUDGETED INCREASE (DECREASE)
IN FUND BALANCE (1,121,686)

VIRGINIA BEACH CITY PUBLIC SCHOOLS
SCHOOL EQUIPMENT REPLACEMENT FUND
JULY 1, 2021 THROUGH JUNE 30, 2022 (UNAUDITED)

B 16

ASSETS:		LIABILITIES:	
CASH	738,165	ACCOUNT PAYABLES	38,214
		TOTAL LIABILITIES	<u>38,214</u>
		FUND EQUITY:	
		FUND BALANCE:	
		RESERVE FOR ENCUMBRANCES	28,599
		DESIGNATED FOR THE FY23 BUDGET	372,300
		UNDESIGNATED	299,052
		TOTAL FUND EQUITY	<u>699,951</u>
TOTAL ASSETS	<u>738,165</u>	TOTAL LIABILITIES AND FUND EQUITY	<u>738,165</u>

REVENUES:	FY 2022 ESTIMATED	MONTH'S REALIZED	YR-TO-DATE REALIZED	UNREALIZED REVENUES
INTEREST ON BANK DEPOSITS		(33)	3,882	3,882
TOTAL REVENUES		<u>(33)</u>	<u>3,882</u>	<u>3,882</u>
PRIOR YEAR FUND BALANCE (PYFB)	744,581			
PYFB-ENCUMBRANCES	170,912			
TOTAL REVENUES AND PYFB	<u>915,493</u>			

EXPENDITURES:	FY 2022 APPROPRIATIONS	MONTH'S EXPENDITURES	YR-TO-DATE EXPENDITURES	OUTSTANDING ENCUMBRANCES	REMAINING BALANCE
PURCHASED SERVICES	45,566		3,348	1,213	41,005
MATERIALS AND SUPPLIES	869,927		190,246	21,924	657,757
CAPITAL OUTLAY		38,215	62,830	5,462	(68,292)
TOTAL	<u>915,493</u>	<u>38,215</u>	<u>256,424</u>	<u>28,599</u>	<u>630,470</u>

INCREASE (DECREASE) IN FUND BALANCE (252,542)

BUDGETED INCREASE (DECREASE)
IN FUND BALANCE (915,493)

VIRGINIA BEACH CITY PUBLIC SCHOOLS
STATEMENT OF EXPENDITURES AND ENCUMBRANCES
CAPITAL PROJECTS
JULY 1, 2021 THROUGH JUNE 30, 2022 (UNAUDITED)

B 17

	FY 2022	MONTH'S	YEAR-TO-DATE	PROJECT-TO-DATE	OUTSTANDING	REMAINING	PERCENT
	<u>APPROPRIATIONS</u>	<u>EXPENDITURES</u>	<u>EXPENDITURES</u>	<u>EXPENDITURES</u>	<u>ENCUMBRANCES</u>	<u>BALANCE</u>	<u>OBLIGATED</u>
601001-RENOV-REPLACMT-ENERGY MGMT II	11,275,000	90,406	710,304	7,920,946	205,717	3,148,337	72.08%
601002-TENNIS COURT RENOVATIONS II	1,600,000	405,212	171,121	1,221,389	295,403	83,208	94.80%
601005-JOHN B DEY ES MODERNIZATION	28,040,076	7,898	296,070	27,652,598	235	387,243	98.62%
601006-THOROUGHGOOD ES REPLACEMENT	32,470,000	7,607	76,255	32,426,265	27,531	16,204	99.95%
601007-PRINCESS ANNE MS REPLACEMENT	77,238,759	134,559	4,186,977	76,535,027	389,033	314,699	99.59%
601008-SCHOOL BUS FACILITY RENOVATION-EXPANSION	21,821,574			21,821,574			100.00%
601009-COMPREHENSIVE LONG RANGE FACILITIES PLANNING UPD	284,602			284,602			100.00%
601012-RENOV & REPLACE-HVAC SYSTEMS PHASE II	45,367,724		1,473	45,367,724			100.00%
601013-RENOV & REPLACE-REROOFING PHASE II	35,025,639	1,183	38,384	35,021,681	3,958		100.00%
601014-RENOV & REPLACE-VARIOUS PHASE II	15,033,273		8,861	15,033,273			100.00%
601015-PRINCESS ANNE HS REPLACEMENT	89,012,277	14,000	14,000	14,000		88,998,277	0.02%
601016-ENERGY PERFORMANCE CONTRACTS PHASE II	30,000,000	1,716,886	4,852,666	25,696,594	3,261,612	1,041,794	96.53%
601017-RENOV & REPLACE-GROUND PH III	14,637,887	1,760,774	3,918,545	10,355,858	852,967	3,429,062	76.57%
601018-RENOV & REPLACE-HVAC PH III	31,208,316	842,547	2,367,524	20,252,061	5,149,804	5,806,451	81.39%
601019-RENOV & REPLACE-REROOFING PH III	16,650,000	859,561	5,282,253	11,929,064	3,201,663	1,519,273	90.88%
601020-RENOV & REPLACE - VARIOUS PH III	19,991,223	189,146	1,949,793	6,209,420	4,827,002	8,954,801	55.21%
601021-PLAZA ANNEX-LASKIN ROAD ADDITION	13,750,000	27,435	387,283	13,581,055	42,037	126,908	99.08%
601022-ELEMENTARY PLAYGROUND EQUIPMENT REP	2,334,737	11,849	210,018	1,014,683	294,394	1,025,660	56.07%
601023-STUDENT DATA MANAGEMENT SYSTEM	12,187,001		42,827	12,140,700		46,301	99.62%
601024-KEMPS LANDING-ODC REPLACEMENT	63,514,562			63,514,562			100.00%
601025-SCHOOL HR-PAYROLL	9,196,000			8,867,573		328,427	96.43%
601026-LYNNHAVEN MIDDLE SCHOOL EXPANSION	13,850,000	993,137	2,247,118	2,917,739	9,968,969	963,292	93.04%
601027-RENOV & REPLACE-SAFE SCHOOLS IMPROVEMENTS	400,000	63,870	219,088	397,517		2,483	99.38%
601028-B F WILLIAMS ELEMENTARY-BAYSIDE 6TH (GRADES 4-6) RE	7,500,000	16,000	16,000	16,000		7,484,000	0.21%
601029-BAYSIDE HIGH SCHOOL REPLACEMENT	2,000,000	14,000	14,000	14,000		1,986,000	0.70%
601030-REPLACEMENT PAYROLL SYSTEM	4,382,407					4,382,407	
601031- SCHOOL BUS & FLEET REPLACEMENT	7,713,000		26,130	26,130	7,349,608	337,262	95.63%
601999-PAYROLL ALLOCATION		(235,041)					
TOTAL CAPITAL PROJECTS	<u>606,484,057</u>	<u>6,921,029</u>	<u>27,036,690</u>	<u>440,232,035</u>	<u>35,869,933</u>	<u>130,382,089</u>	78.50%

VIRGINIA BEACH CITY PUBLIC SCHOOLS
GREEN RUN COLLEGIATE CHARTER SCHOOL
JULY 1, 2021 THROUGH JUNE 30, 2022 (UNAUDITED)

B18

ASSETS:		LIABILITIES:	
CASH	288,942	TOTAL LIABILITIES	
		ACCOUNTS PAYABLE	16,849
		SALARIES PAYABLE	3,963
		SALARIES PAYABLE-OPTIONS	247,756
		FICA PAYABLE-OPTIONS	18,953
		TOTAL LIABILITIES	287,521
		FUND EQUITY:	
		FUND BALANCE:	
		RESERVE FOR ENCUMBRANCES	1,421
		TOTAL FUND EQUITY	1,421
TOTAL ASSETS	288,942	TOTAL LIABILITIES AND FUND EQUITY	288,942

	FY 2022 ESTIMATED	MONTH'S REALIZED	YR-TO-DATE REALIZED	UNREALIZED REVENUES	PERCENT REALIZED	FY 2021 PERCENT REALIZED
REVENUES:						
TRANSFER FROM SCHOOL OPERATING	4,193,884	(409,492)	3,784,392	(409,492)	90.2%	82.6%
TOTAL REVENUES	4,193,884	(409,492)	3,784,392	(409,492)	90.2%	82.6%
PYFB-ENCUMBRANCES	10,277					
	4,204,161					

	FY 2022 APPROPRIATIONS	MONTH'S EXPENDITURES	YR-TO-DATE EXPENDITURES	OUTSTANDING ENCUMBRANCES	REMAINING BALANCE	PERCENT OBLIGATED	FY 2021 PERCENT OBLIGATED
EXPENDITURES:							
PERSONNEL SERVICES	2,502,304	236,652	2,414,988		87,316	96.5%	97.0%
FRINGE BENEFITS	900,204	82,650	839,067		61,137	93.2%	95.8%
PURCHASED SERVICES	412,672	83,841	360,257		52,415	87.3%	16.5%
OTHER CHARGES	77,339	3,308	45,343		31,996	58.6%	22.8%
MATERIALS AND SUPPLIES	311,642	18,461	133,593	1,421	176,628	43.3%	34.2%
TOTAL	4,204,161	424,912	3,793,248	1,421	409,492	90.3%	82.6%

INCREASE (DECREASE) IN FUND BALANCE (8,856)

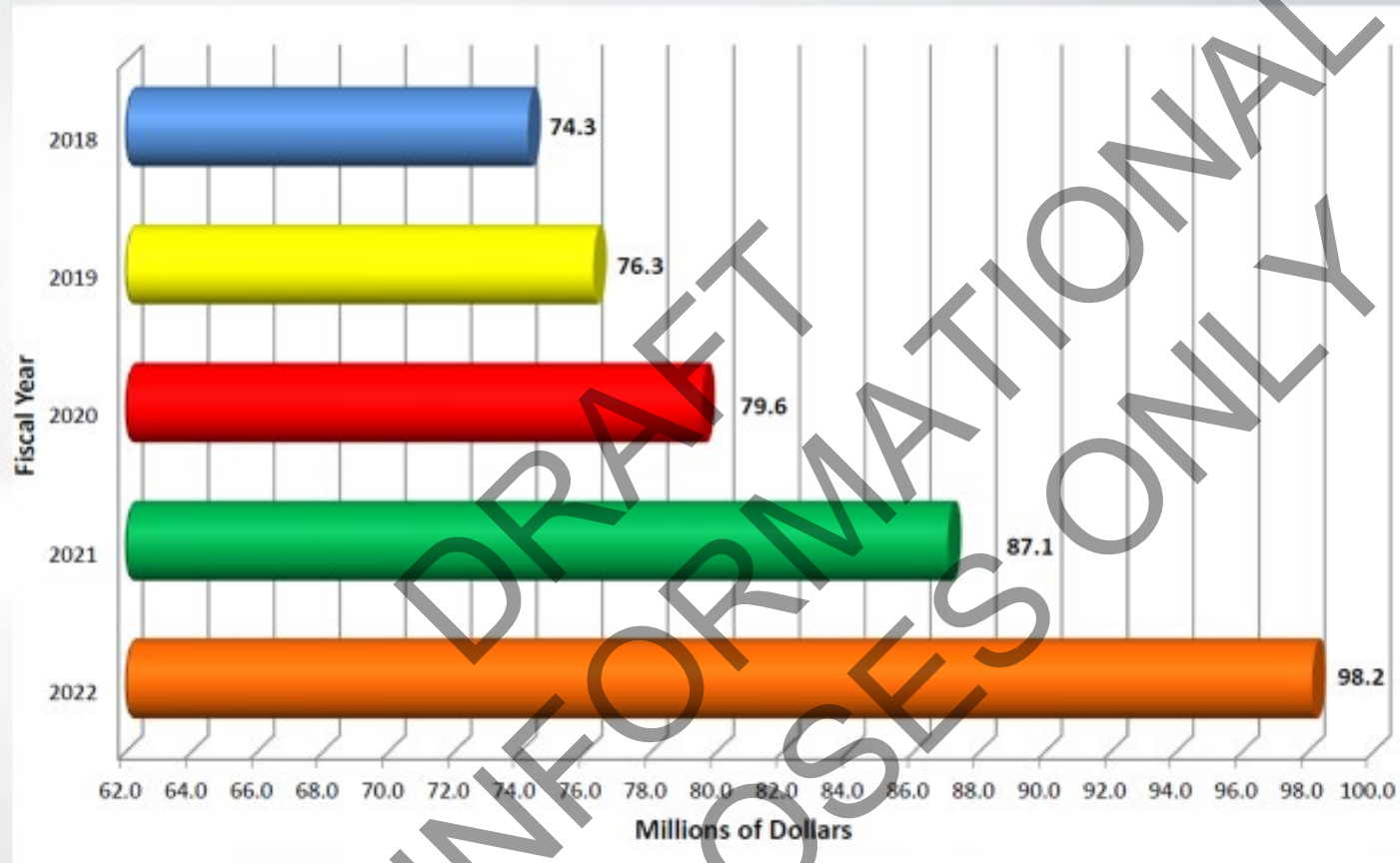
BUDGETED INCREASE (DECREASE)
IN FUND BALANCE (10,277)



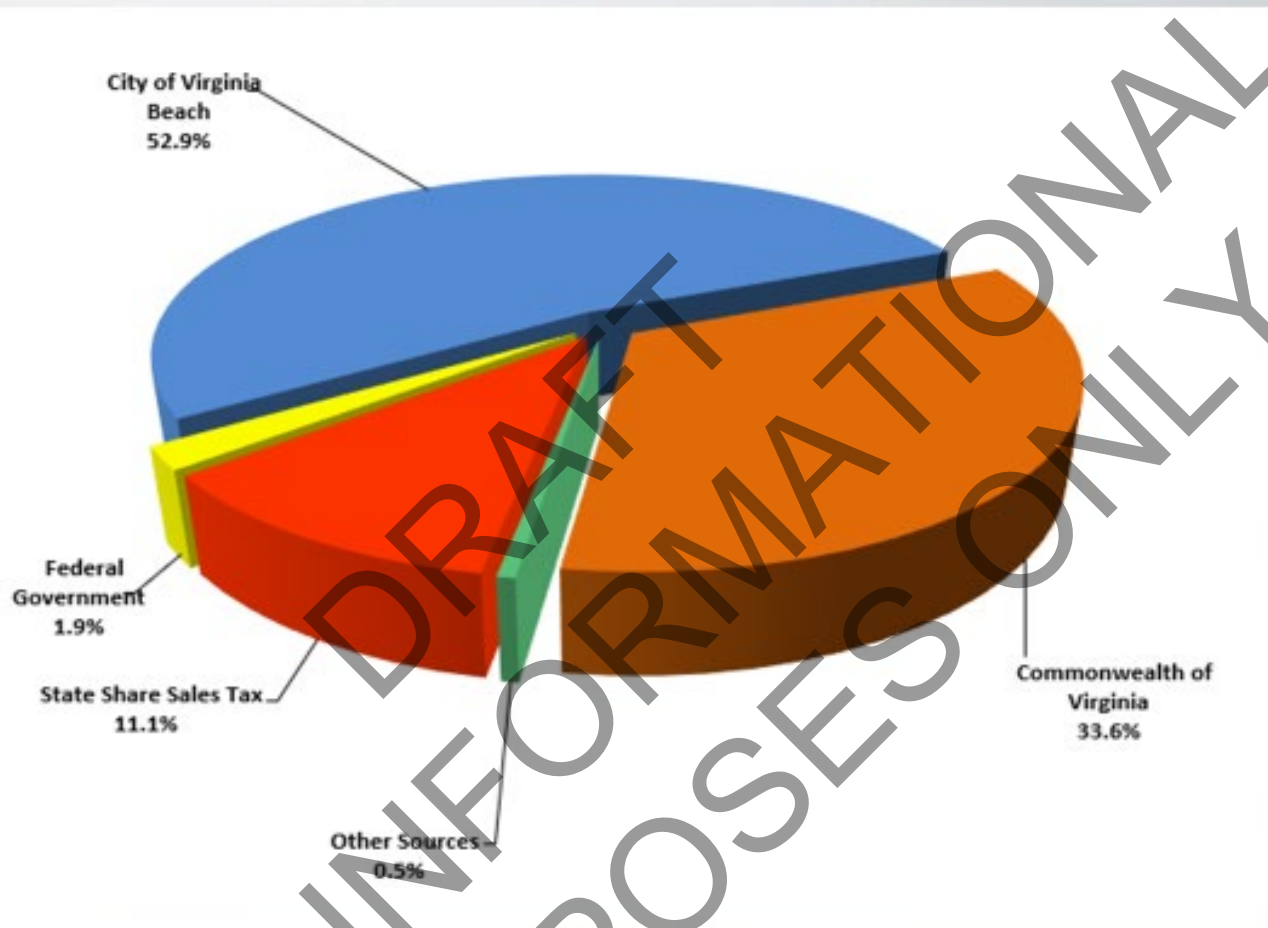
A Presentation to the School Board

By: The Department of Budget and Finance, Office of Business Services
Tuesday, September 27, 2022

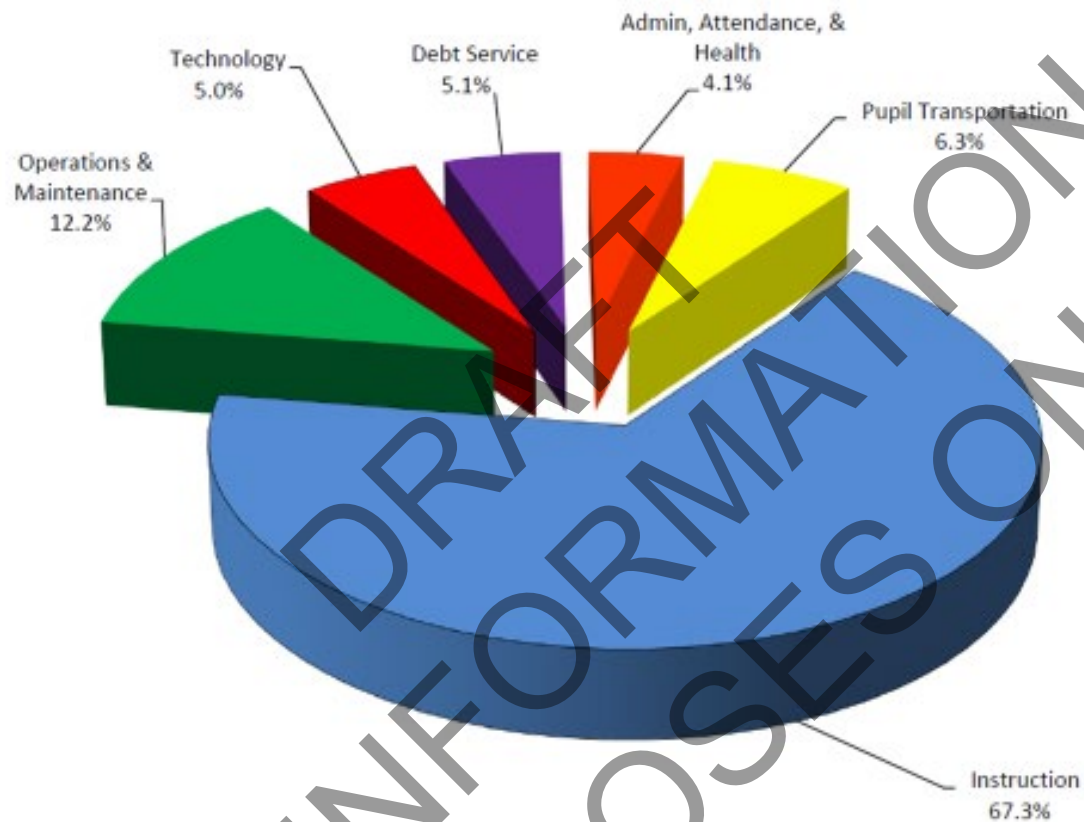
State Sales Tax Revenue through June 30, 2022



Fiscal Year 2022 Revenue Actual by Major Source



Fiscal Year 2022 Actual by Category (Includes Debt Service Category)





VIRGINIA BEACH CITY PUBLIC SCHOOLS
CHARTING THE COURSE

INTERIM FINANCIAL STATEMENTS
FISCAL YEAR 2022-2023
JULY 2022

The financial statements include the following:

Please Note: The “A” Schedules, balance sheets (including **B2**), Grants Fund, Health Insurance Fund, and Capital Projects will be included in the Interim Financial Statements for the month of September 2022.

	<u>Page</u>
School Operating Fund:	
Revenues and Expenditures/Encumbrances Summary	B1
Revenues by Account	B3
Special Revenue and Proprietary Funds:	
Athletics	B5
Cafeterias	B6
Textbooks	B7
Risk Management	B8
Communication Towers/Technology	B9
Vending Operations	B14
Instructional Technology	B15
Equipment Replacement	B16
Green Run Collegiate Charter School	B18

The financial statements are reported on a cash basis; however, the financial statements include encumbrances (e.g., purchase orders, construction contracts) and reflect the option-payroll (e.g., 10-month employees starting in September electing to be paid over 12-months (i.e., includes the appropriate amount of the July and August salary payments due)) on a monthly basis (September through June). This salary accrual is reflected in each appropriate salary line item within each cost center and fund for reporting and budgetary control purposes.

The financial statements include FY2022 encumbrances brought forward, however, the current year budget does not reflect the prior year fund balance for encumbrances.

School Operating Fund

The School Operating Fund makes up the general operating fund of the School Board. The general fund is used to account for all of the financial resources (except those accounted for in the below funds) that support the Instruction; Administration, Attendance and Health; Pupil Transportation; Operations and Maintenance; and Technology categories.

School Operating Fund Revenues (pages B1, B3-B4)

Revenues realized this month totaled **\$65.8 million**. Of the amount realized for the month, **\$41.2 million** was realized from the City and **\$23.6 million** was received from the Commonwealth of Virginia for Basic School Aid, Standards of Quality (SOQ) entitlements, and other State revenue.

School Operating Fund Expenditures (page B1)

The percent of the total current fiscal year budget expended and encumbered through this month was **9.65%**.

Athletics Fund (page B5)

The Athletics Fund accounts for the revenues and expenditures associated with the middle and high school athletic programs. The fund has realized **\$4,976,729** (includes **\$4,974,274** from the School Operating Fund) this month or **90.8%** of the estimated revenue for the current fiscal year. This fund has incurred expenditures and encumbrances of **16.9%** of the current fiscal year budget.

Cafeterias Fund (page B6)

The Cafeterias Fund accounts for the revenues and expenditures associated with the school cafeteria operations of the School Division. The fund realized **\$13,242** (interest and charges for services) this month or **0.1%** of the estimated revenue for the current fiscal year. This fund has incurred expenditures and encumbrances of **3.1%** of the current fiscal year budget. Please note that **\$1,746,509** of the current year budget is funded by the prior year fund balance.

Textbooks Fund (page B7)

The Textbooks Fund accounts for the financing and acquisitions of textbooks used in the School Division. The fund realized **\$420,198** (includes **\$415,288** from the Department of Education) this month or **8.3%** of the estimated revenue for the current fiscal year. This fund has incurred expenditures and encumbrances of **49.0%** of the budget for the current fiscal year. Please note that **\$1,859,296** of the current year budget is funded by the prior year fund balance.

Risk Management Fund (page B8)

The Risk Management Fund accounts for and provides insurance and the administration thereof for the School Division. The fund realized **\$9,009,380** in revenue (includes **\$8,995,919** from the School Operating Fund) this month. Expenses for this month totaled **\$4,260,987** (includes **\$3,215,155** in Fire and Property Insurance premiums, **\$560,937** in Motor Vehicle Insurance premiums, and **\$198,260** in General Liability Insurance premiums).

Communication Towers/Technology Fund (page B9)

The Communication Towers/Technology Fund accounts for the rent receipts relating to the communication towers constructed on School Board property. The fund realized **\$135,160** in revenue (includes tower rent of **\$27,500** – Bayside High, **\$63,049** - Cox High, **\$35,265** - First Colonial High, and **\$6,093** - Tech Center) this month or **26.2%** of the estimated revenue for the current fiscal year. Please note that **\$284,000** of the current year budget is funded by the prior year fund balance.

Vending Operations Fund (page B14)

The Vending Operations Fund accounts for the receipts and expenditures relating to the soft drink vending operations in the School Division. The fund realized **\$75** in revenue (interest) this month or **0.1%** of the estimated revenue for the current fiscal year. Please note that **\$6,000** of the current year budget is funded by the prior year fund balance.

Instructional Technology Fund (page B15)

The Instructional Technology Fund accounts for the financing and acquisitions of instructional technology to assist in the integration of Technology into the K-12 curriculum. The fund realized **\$12,406** in revenue (interest) this month. Please note that **\$560,840** of the current year budget is funded by the prior year fund balance.

Equipment Replacement Fund (page B16)

The Equipment Replacement Fund accounts for the financial resources provided for an equipment replacement cycle for selected capital equipment for schools and central offices. The fund realized **\$516** in revenue (interest) this month. Please note that **\$372,300** of the current year budget is funded by the prior year fund balance.

Green Run Collegiate Charter School Fund (page B18)

The Green Run Collegiate Charter School Fund accounts for the revenues and expenditures of this public charter school. The School Board is acting in the capacity of a third-party administrator/fiscal agent for all of the public charter school's financial transactions in compliance with School Board Policies and Regulations. The fund realized **\$4,363,929** in revenue this month (from General Fund) or **100.0%** of the estimated revenue for the current fiscal year. This fund has incurred expenditures and encumbrances of **1.7%** of the current fiscal year budget.

Virginia Beach City Public Schools
Interim Financial Statements
School Operating Fund Summary
For the period July 1, 2022 through July 31, 2022

B1

Revenues :

	Budget	% of Total	Actual	Unrealized	Percent Realized
Source:					
Commonwealth of Virginia	329,054,593	35.67%	23,569,557	(305,485,036)	7.16%
State Share Sales Tax	91,899,883	9.96%		(91,899,883)	0.00%
Federal Government	13,500,000	1.46%	292,570	(13,207,430)	2.17%
City of Virginia Beach	484,969,263	52.57%	41,186,144	(443,783,119)	8.49%
Other Sources	3,182,803	0.34%	743,949	(2,438,854)	23.37%
Total Revenues	922,606,542	100.0%	65,792,220	(856,814,322)	7.13%

Expenditures/Encumbrances:

	Budget	% of Total	Actual	Unencumbered	Percent Obligated
Category:					
Instruction	639,644,405	69.33%	28,436,904	611,207,501	4.45%
Administration, Attendance and Health	45,019,908	4.88%	3,151,111	41,868,797	7.00%
Pupil Transportation	45,535,562	4.94%	8,790,932	36,744,630	19.31%
Operations and Maintenance	102,526,711	11.11%	22,373,777	80,152,934	21.82%
Technology	39,746,302	4.31%	14,000,343	25,745,959	35.22%
Debt Service	50,133,654	5.43%	12,281,224	37,852,430	24.50%
Total Expenditures/Encumbrances	922,606,542	100.00%	89,034,291	833,572,251	9.65%

VIRGINIA BEACH CITY PUBLIC SCHOOLS
STATEMENT OF REVENUES
SCHOOL OPERATING FUND
JULY 1, 2022 THROUGH JULY 31, 2022

B 3

	FY 2023 ESTIMATED	MONTH'S REALIZED	YR-TO-DATE REALIZED	UNREALIZED REVENUES	PERCENT REALIZED
COMMONWEALTH VRS RETIREMENT	26,389,185	2,217,921	2,217,921	(24,171,264)	8.4%
SOCIAL SECURITY	11,331,162	950,538	950,538	(10,380,624)	8.4%
GROUP LIFE	790,546	65,879	65,879	(724,667)	8.3%
STATE REVENUE		770,169	770,169	770,169	
BASIC SCHOOL AID	195,553,686	16,560,870	16,560,870	(178,992,816)	8.5%
REMEDIAL SUMMER SCHOOL	146,415			(146,415)	
VOCATIONAL EDUCATION	2,108,123	181,951	181,951	(1,926,172)	8.6%
GIFTED EDUCATION	2,070,478	172,540	172,540	(1,897,938)	8.3%
SPECIAL EDUCATION	19,311,914	1,609,326	1,609,326	(17,702,588)	8.3%
PREVENTION, INTERVENTION AND REMEDIATION	4,856,212	404,684	404,684	(4,451,528)	8.3%
COMPENSATION SUPPLEMENT	12,625,328			(12,625,328)	
SPECIAL EDUCATION HOMEBOUND	78,046			(78,046)	
SUPPLEMENTAL LOTTERY PER PUPIL ALLOCATION	15,263,862			(15,263,862)	
FOSTER CARE	377,067			(377,067)	
SPECIAL ED-REGIONAL TUITION	5,257,273			(5,257,273)	
CAREER AND TECH ED-OCCUPATIONAL	398,204			(398,204)	
ENGLISH AS A SECOND LANGUAGE	2,348,106	177,894	177,894	(2,170,212)	7.6%
AT-RISK	13,365,632			(13,365,632)	
K-3 PRIMARY CLASS SIZE REDUCTION	5,335,108			(5,335,108)	
OTHER STATE FUNDS	11,448,246	457,784	457,784	(10,990,462)	4.0%
TOTAL FROM COMMONWEALTH OF VIRGINIA	<u>329,054,593</u>	<u>23,569,556</u>	<u>23,569,556</u>	<u>(305,485,037)</u>	7.2%
STATE SHARE SALES TAX	91,899,883			(91,899,883)	
TOTAL FROM STATE SHARE SALES TAX	<u>91,899,883</u>			<u>(91,899,883)</u>	
IMPACT AID PUBLIC LAW 874	9,935,191			(9,935,191)	
IMPACT AID DEPT OF DEFENSE	1,500,000			(1,500,000)	
DEPT. OF THE NAVY NJROTC	100,000			(100,000)	
MEDICAID REIMB-MEDICAL	1,964,809	257,606	257,606	(1,707,203)	13.1%
MEDICAID REIMB-TRANSPORTATION		34,964	34,964	34,964	
TOTAL FROM FEDERAL GOVERNMENT	<u>13,500,000</u>	<u>292,570</u>	<u>292,570</u>	<u>(13,207,430)</u>	2.2%

VIRGINIA BEACH CITY PUBLIC SCHOOLS
STATEMENT OF REVENUES
SCHOOL OPERATING FUND
JULY 1, 2022 THROUGH JULY 31, 2022

B 4

	FY 2023 ESTIMATED	MONTH'S REALIZED	YR-TO-DATE REALIZED	UNREALIZED REVENUES	PERCENT REALIZED
CITY OF VIRGINIA BEACH-LOCAL CONTRIBUTION	483,566,543	41,130,545	41,130,545	(442,435,998)	8.5%
TRANSFER FROM SCHOOL RESERVE FUND	667,182	55,599	55,599	(611,583)	8.3%
CITY OF VIRGINIA BEACH-CONSOLIDATED BEN	735,538			(735,538)	
TOTAL TRANSFERS	<u>484,969,263</u>	<u>41,186,144</u>	<u>41,186,144</u>	<u>(443,783,119)</u>	8.5%
RENT OF FACILITIES SCHOOLS	450,000	15,843	15,843	(434,157)	3.5%
TUITION CHARGES	20,811			(20,811)	
TUITION REGULAR DAY	100,000	26,800	26,800	(73,200)	26.8%
TUITION GEN ADULT ED	142,839			(142,839)	
TUITION VOCATIONAL ADULT ED	169,750			(169,750)	
TUITION LPN PROGRAM	25,575			(25,575)	
TUITION SUMMER SCHOOL	700,000	610,777	610,777	(89,223)	87.3%
TUITION DRIVERS ED	322,125			(322,125)	
VENDING OPERATING RECEIPTS		66	66	66	
STOP ARM ENFORCEMENT	400,000	82,515	82,515	(317,485)	20.6%
SALE OF SALVAGE MATERIALS	12,000	3,057	3,057	(8,943)	25.5%
REIMB SYSTEM REPAIRS		445	445	445	
LOST AND STOLEN-TECHNOLOGY		356	356	356	
DAMAGED-TECHNOLOGY		3,170	3,170	3,170	
LOST AND DAMAGED-CALCULATORS		217	217	217	
SALE OF CAPITAL ASSETS AND VEHICLES	15,000			(15,000)	
MISCELLANEOUS REVENUE	224,703	703	703	(224,000)	0.3%
INDIRECT COST-GRANTS	600,000			(600,000)	
TOTAL FROM OTHER SOURCES	<u>3,182,803</u>	<u>743,949</u>	<u>743,949</u>	<u>(2,438,854)</u>	23.4%
TOTAL SCHOOL OPERATING FUND	<u><u>922,606,542</u></u>	<u><u>65,792,220</u></u>	<u><u>65,792,220</u></u>	<u><u>(856,814,322)</u></u>	7.1%

VIRGINIA BEACH CITY PUBLIC SCHOOLS
SCHOOL ATHLETICS FUND
JULY 1, 2022 THROUGH JULY 31, 2022

B 5

REVENUES:	FY 2023 ESTIMATED	MONTH'S REALIZED	YR-TO-DATE REALIZED	UNREALIZED REVENUES	PERCENT REALIZED
INTEREST ON BANK DEPOSITS	5,000	2,455	2,455	(2,545)	49.1%
BASKETBALL	120,000			(120,000)	
FOOTBALL	250,000			(250,000)	
GYMNASTICS	4,000			(4,000)	
WRESTLING	13,000			(13,000)	
SOCCER	42,000			(42,000)	
MIDDLE SCHOOL	65,000			(65,000)	
TRANSFER FROM SCHOOL OPERATING	4,974,274	4,974,274	4,974,274		100.0%
OTHER INCOME	5,000			(5,000)	
TOTAL REVENUES	<u>5,478,274</u>	<u>4,976,729</u>	<u>4,976,729</u>	<u>(501,545)</u>	90.8%

EXPENDITURES:	FY 2023 APPROPRIATIONS	MONTH'S EXPENDITURES	YR-TO-DATE EXPENDITURES	OUTSTANDING ENCUMBRANCES	REMAINING BALANCE	PERCENT OBLIGATED
PERSONNEL SERVICES	2,787,930				2,787,930	
FICA BENEFITS	213,274				213,274	
PURCHASED SERVICES	1,282,029	4,000	4,000		1,278,029	0.3%
VA HIGH SCHOOL LEAGUE DUES	51,250	19,895	19,895		31,355	38.8%
ATHLETIC INSURANCE	190,000	185,164	185,164		4,836	97.5%
MATERIALS AND SUPPLIES	764,800	14,712	14,712	555,458	194,630	74.6%
CAPITAL OUTLAY	188,991	107,290	107,290	36,764	44,937	76.2%
TOTAL	<u>5,478,274</u>	<u>331,061</u>	<u>331,061</u>	<u>592,222</u>	<u>4,554,991</u>	16.9%

VIRGINIA BEACH CITY PUBLIC SCHOOLS
SCHOOL CAFETERIAS FUND
JULY 1, 2022 THROUGH JULY 31, 2022

B 6

	FY 2023 ESTIMATED	MONTH'S REALIZED	YR-TO-DATE REALIZED	UNREALIZED REVENUES	PERCENT REALIZED
REVENUES:					
INTEREST ON BANK DEPOSITS	75,000	13,759	13,759	(61,241)	18.3%
SERVICE CHARGES	11,864,445	(517)	(517)	(11,864,962)	0.1%
USDA REBATES FROM VENDORS	600,000			(600,000)	
TOTAL LOCAL REVENUE	12,539,445	13,242	13,242	(12,526,203)	0.1%
SCHOOL BREAKFAST INITIATIVE	50,000			(50,000)	
SCHOOL LUNCH	280,000			(280,000)	
SCHOOL BREAKFAST	220,000			(220,000)	
TOTAL REVENUE FROM COMMONWEALTH	550,000			(550,000)	
SCHOOL BREAKFAST PROGRAM	5,790,785			(5,790,785)	
NATIONAL SCHOOL LUNCH PROGRAM	15,632,916			(15,632,916)	
USDA COMMODITIES	2,000,000			(2,000,000)	
CHILD AND ADULT CARE FOOD PROGRAM	350,000			(350,000)	
USDA SUMMER FEEDING PROGRAM	150,000			(150,000)	
TOTAL REVENUE FROM FEDERAL GOV'T	23,923,701			(23,923,701)	
TOTAL REVENUES	37,013,146	13,242	13,242	(36,999,904)	0.1%
PRIOR YEAR FUND BALANCE (PYFB)	1,746,509				
TOTAL REVENUES AND PYFB	38,759,655				

	FY 2023 APPROPRIATIONS	MONTH'S EXPENDITURES	YR-TO-DATE EXPENDITURES	OUTSTANDING ENCUMBRANCES	REMAINING BALANCE	PERCENT OBLIGATED
EXPENDITURES:						
PERSONNEL SERVICES	13,612,194	163,105	163,105		13,449,089	1.2%
FRINGE BENEFITS	5,559,441	40,648	40,648		5,518,793	0.7%
PURCHASED SERVICES	533,497	74,396	74,396	45,254	413,847	22.4%
OTHER CHARGES	50,698	7,893	7,893		42,805	15.6%
MATERIALS AND SUPPLIES	17,781,525	21,332	21,332	272,622	17,487,571	1.7%
CAPITAL OUTLAY	1,222,300	5,857	5,857	557,001	659,442	46.0%
TOTAL	38,759,655	313,231	313,231	874,877	37,571,547	3.1%

VIRGINIA BEACH CITY PUBLIC SCHOOLS
SCHOOL TEXTBOOKS FUND
JULY 1, 2022 THROUGH JULY 31, 2022

B 7

	FY 2023 ESTIMATED	MONTH'S REALIZED	YR-TO-DATE REALIZED	UNREALIZED REVENUES	PERCENT REALIZED
REVENUES:					
INTEREST ON BANK DEPOSITS	29,483	3,964	3,964	(25,519)	13.4%
LOST AND DAMAGED	27,000	946	946	(26,054)	3.5%
TOTAL LOCAL REVENUE	56,483	4,910	4,910	(51,573)	8.7%
DEPT OF EDUCATION	4,983,453	415,288	415,288	(4,568,165)	8.3%
TOTAL REVENUE-COMMONWEALTH	4,983,453	415,288	415,288	(4,568,165)	8.3%
TOTAL REVENUES	5,039,936	420,198	420,198	(4,619,738)	8.3%
PRIOR YEAR FUND BALANCE (PYFB)	1,859,296				
TOTAL REVENUES AND PYFB	6,899,232				

	FY 2023 APPROPRIATIONS	MONTH'S EXPENDITURES	YR-TO-DATE EXPENDITURES	OUTSTANDING ENCUMBRANCES	REMAINING BALANCE	PERCENT OBLIGATED
EXPENDITURES:						
PERSONNEL SERVICES	93,997	7,908	7,908		86,089	8.4%
FRINGE BENEFITS	36,102	1,923	1,923		34,179	5.3%
MATERIALS AND SUPPLIES	6,769,133	2,073,551	2,073,551	1,296,714	3,398,868	49.8%
TOTAL	6,899,232	2,083,382	2,083,382	1,296,714	3,519,136	49.0%

VIRGINIA BEACH CITY PUBLIC SCHOOLS
SCHOOL RISK MANAGEMENT FUND
JULY 1, 2022 THROUGH JULY 31, 2022

B 8

	MONTH'S REALIZED	YR-TO-DATE REALIZED	
REVENUES:			
INTEREST ON BANK DEPOSITS	12,953	12,953	
RISK MANAGEMENT CHARGES	8,995,919	8,995,919	
MISCELLANEOUS REVENUE	508	508	
TOTAL REVENUES	<u>9,009,380</u>	<u>9,009,380</u>	
	MONTH'S EXPENSES	YR-TO-DATE EXPENSES	OUTSTANDING ENCUMBRANCES
EXPENSES:			
PERSONNEL SERVICES	32,995	32,995	
FRINGE BENEFITS	8,766	8,766	
OTHER PURCHASED SERVICES	223,010	223,010	348,917
FIRE AND PROPERTY INSURANCE	3,215,155	3,215,155	
MOTOR VEHICLE INSURANCE	560,937	560,937	
WORKER'S COMPENSATION			
SURETY BONDS			
GENERAL LIABILITY INSURANCE	198,260	198,260	
MISCELLANEOUS	20,378	20,378	
MATERIALS AND SUPPLIES	1,486	1,486	394
TOTAL	<u>4,260,987</u>	<u>4,260,987</u>	<u>349,311</u>

VIRGINIA BEACH CITY PUBLIC SCHOOLS
SCHOOL COMMUNICATION TOWERS/TECHNOLOGY FUND
JULY 1, 2022 THROUGH JULY 31, 2022

B 9

	FY 2023 ESTIMATED	MONTH'S REALIZED	YR-TO-DATE REALIZED	UNREALIZED REVENUES	PERCENT REALIZED
REVENUES:					
INTEREST ON BANK DEPOSITS	16,000	3,253	3,253	(12,747)	20.3%
RENT- WIRELESS COMMUNICATION	500,000			(500,000)	
TOWER RENT-BAYSIDE HIGH		27,500	27,500	27,500	
TOWER RENT-COX HIGH		63,049	63,049	63,049	
TOWER RENT-FIRST COLONIAL HIGH		35,265	35,265	35,265	
TOWER RENT-TECH CENTER		6,093	6,093	6,093	
TOTAL REVENUES	516,000	135,160	135,160	(380,840)	26.2%
PRIOR YEAR FUND BALANCE (PYFB)	284,000				
TOTAL REVENUES AND PYFB	800,000				

	FY 2023 APPROPRIATIONS	MONTH'S EXPENDITURES	YR-TO-DATE EXPENDITURES	OUTSTANDING ENCUMBRANCES	REMAINING BALANCE	PERCENT OBLIGATED
EXPENDITURES:						
MATERIALS AND SUPPLIES	800,000				800,000	
TOTAL	800,000				800,000	

VIRGINIA BEACH CITY PUBLIC SCHOOLS
SCHOOL VENDING OPERATIONS FUND
JULY 1, 2022 THROUGH JULY 31, 2022

B 14

	<u>FY 2023 ESTIMATED</u>	<u>MONTH'S REALIZED</u>	<u>YR-TO-DATE REALIZED</u>	<u>UNREALIZED REVENUES</u>	<u>PERCENT REALIZED</u>	
REVENUES:						
INTEREST ON BANK DEPOSITS		75	75	75		
VENDING OPERATIONS RECEIPTS	63,000			(63,000)		
TOTAL REVENUES	63,000	75	75	(62,925)	0.1%	
PRIOR YEAR FUND BALANCE (PYFB)	6,000					
TOTAL REVENUES AND PYFB	69,000					
	<u>FY 2023 APPROPRIATIONS</u>	<u>MONTH'S EXPENDITURES</u>	<u>YR-TO-DATE EXPENDITURES</u>	<u>OUTSTANDING ENCUMBRANCES</u>	<u>REMAINING BALANCE</u>	<u>PERCENT OBLIGATED</u>
EXPENDITURES:						
SCHOOL ALLOCATIONS	58,280				58,280	%
MATERIALS AND SUPPLIES	10,520				10,520	
PURCHASED SERVICES	200				200	
TOTAL	69,000				69,000	

VIRGINIA BEACH CITY PUBLIC SCHOOLS
SCHOOL INSTRUCTIONAL TECHNOLOGY FUND
JULY 1, 2022 THROUGH JULY 31, 2022

B 15

	FY 2023 ESTIMATED	MONTH'S REALIZED	YR-TO-DATE REALIZED	UNREALIZED REVENUES	PERCENT REALIZED	
REVENUES:						
INTEREST ON BANK DEPOSITS		12,406	12,406	12,406	%	
TOTAL REVENUES		12,406	12,406	12,406		
PRIOR YEAR FUND BALANCE (PYFB)	560,840					
TOTAL REVENUES AND PYFB	560,840					
	FY 2023 APPROPRIATIONS	MONTH'S EXPENDITURES	YR-TO-DATE EXPENDITURES	OUTSTANDING ENCUMBRANCES	REMAINING BALANCE	PERCENT OBLIGATED
EXPENDITURES:						
PURCHASED SERVICES				9,817	(9,817)	
MATERIALS AND SUPPLIES	560,840			29,129	531,711	5.2%
CAPITAL OUTLAY				13,310	(13,310)	
TOTAL	560,840			52,256	508,584	9.3%

VIRGINIA BEACH CITY PUBLIC SCHOOLS
SCHOOL EQUIPMENT REPLACEMENT FUND
JULY 1, 2022 THROUGH JULY 31, 2022

B 16

	FY 2023 ESTIMATED	MONTH'S REALIZED	YR-TO-DATE REALIZED	UNREALIZED REVENUES	PERCENT REALIZED	
REVENUES:						
INTEREST ON BANK DEPOSITS		516	516	516	%	
TOTAL REVENUES		516	516	516		
PRIOR YEAR FUND BALANCE (PYFB)	372,300					
TOTAL REVENUES AND PYFB	372,300					
	FY 2023 APPROPRIATIONS	MONTH'S EXPENDITURES	YR-TO-DATE EXPENDITURES	OUTSTANDING ENCUMBRANCES	REMAINING BALANCE	PERCENT OBLIGATED
EXPENDITURES:						
PURCHASED SERVICES				1,213	(1,213)	
MATERIALS AND SUPPLIES	372,300			21,924	350,376	5.9%
CAPITAL OUTLAY				5,462	(5,462)	
TOTAL	372,300			28,599	343,701	7.7%

VIRGINIA BEACH CITY PUBLIC SCHOOLS
GREEN RUN COLLEGIATE CHARTER SCHOOL
JULY 1, 2022 THROUGH JULY 31, 2022

B18

REVENUES:	FY 2023 ESTIMATED	MONTH'S REALIZED	YR-TO-DATE REALIZED	UNREALIZED REVENUES	PERCENT REALIZED
TRANSFER FROM GENERAL FUND	4,363,929	4,363,929	4,363,929		100.0%
TOTAL REVENUES	4,363,929	4,363,929	4,363,929		100.0%

EXPENDITURES:	FY 2023 APPROPRIATIONS	MONTH'S EXPENDITURES	YR-TO-DATE EXPENDITURES	OUTSTANDING ENCUMBRANCES	REMAINING BALANCE	PERCENT OBLIGATED
PERSONNEL SERVICES	2,653,113	38,692	38,692		2,614,421	1.5%
FRINGE BENEFITS	918,668	10,437	10,437		908,231	1.1%
PURCHASED SERVICES	416,422	22,174	22,174		394,248	5.3%
OTHER CHARGES	77,339				77,339	
MATERIALS AND SUPPLIES	298,387	740	740	681	296,966	0.5%
TOTAL	4,363,929	72,043	72,043	681	4,291,205	1.7%



VIRGINIA BEACH CITY PUBLIC SCHOOLS
CHARTING THE COURSE

INTERIM FINANCIAL STATEMENTS
FISCAL YEAR 2022-2023
AUGUST 2022

The financial statements include the following:

Please Note: The “A” Schedules, balance sheets (including **B2**), Grants Fund, Health Insurance Fund, and Capital Projects will be included in the Interim Financial Statements for the month of September 2022.

	<u>Page</u>
School Operating Fund:	
Revenues and Expenditures/Encumbrances Summary	B1
Revenues by Account	B3
Special Revenue and Proprietary Funds:	
Athletics	B5
Cafeterias	B6
Textbooks	B7
Risk Management	B8
Communication Towers/Technology	B9
Vending Operations	B14
Instructional Technology	B15
Equipment Replacement	B16
Green Run Collegiate Charter School	B18

The financial statements are reported on a cash basis; however, the financial statements include encumbrances (e.g., purchase orders, construction contracts) and reflect the option-payroll (e.g., 10-month employees starting in September electing to be paid over 12-months (i.e., includes the appropriate amount of the July and August salary payments due)) on a monthly basis (September through June). This salary accrual is reflected in each appropriate salary line item within each cost center and fund for reporting and budgetary control purposes.

School Operating Fund

The School Operating Fund makes up the general operating fund of the School Board. The general fund is used to account for all of the financial resources (except those accounted for in the below funds) that support the Instruction; Administration, Attendance and Health; Pupil Transportation; Operations and Maintenance; and Technology categories.

School Operating Fund Revenues (pages B1, B3-B4)

Revenues realized this month totaled **\$77.2 million**. Of the amount realized for the month, **\$41.2 million** was realized from the City and **\$24.6 million** was received from the Commonwealth of Virginia for Basic School Aid, Standards of Quality (SOQ) entitlements, and other State revenue. A payment of **\$2,857,287** in Impact Aid was received from the Federal Government this month.

School Operating Fund Expenditures (page B1)

The percent of the total current fiscal year budget expended and encumbered through this month was **13.2%**. Please note that **\$25,591,033** of the current year budget is funded by the prior year fund balance for encumbrances.

Athletics Fund (page B5)

The Athletics Fund accounts for the revenues and expenditures associated with the middle and high school athletic programs. The fund has realized **\$4,964** (interest) this month or **90.9%** of the estimated revenue for the current fiscal year. This fund has incurred expenditures and encumbrances of **19.2%** of the current fiscal year budget. Please note that **\$685,490** of the current year budget is funded by the prior year fund balance for encumbrances.

Cafeterias Fund (page B6)

The Cafeterias Fund accounts for the revenues and expenditures associated with the school cafeteria operations of the School Division. The fund realized **\$256,886** (includes **\$218,598** from USDA summer feeding program) this month or **0.7%** of the estimated revenue for the current fiscal year. This fund has incurred expenditures and encumbrances of **3.8%** of the current fiscal year budget. Please note that **\$2,237,274** of the current year budget is funded by the prior year fund balance (**\$1,746,509**) and prior year fund balance for encumbrances (**\$490,765**).

Textbooks Fund (page B7)

The Textbooks Fund accounts for the financing and acquisitions of textbooks used in the School Division. The fund realized **\$419,855** (includes **\$415,288** from the Department of Education) this month or **16.7%** of the estimated revenue for the current fiscal year. This fund has incurred expenditures and encumbrances of **58.8%** of the budget for the current fiscal year. Please note that **\$2,007,046** of the current year budget is funded by the prior year fund balance (**\$1,859,296**) and prior year fund balance for encumbrances (**\$147,750**).

Risk Management Fund (page B8)

The Risk Management Fund accounts for and provides insurance and the administration thereof for the School Division. The fund realized **\$93,376** in revenue (includes **\$74,723** from insurance proceeds) this month. Expenses for this month totaled **\$184,420** (includes **\$105,396** in Workers Compensation payments and **\$13,859** in Motor Vehicle Insurance premiums).

Communication Towers/Technology Fund (page B9)

The Communication Towers/Technology Fund accounts for the rent receipts relating to the communication towers constructed on School Board property. The fund realized **\$69,357** in revenue (includes **\$4,112** in tower rent – Cox High, **\$51,819** in tower rent – Tallwood High, **\$6,093** in tower rent – Tech Center , and **\$3,061** in tower rent – Woodstock Elementary) this month or **39.6%** of the estimated revenue for the current fiscal year. Please note that **\$284,000** of the current year budget is funded by the prior year fund balance.

Vending Operations Fund (page B14)

The Vending Operations Fund accounts for the receipts and expenditures relating to the soft drink vending operations in the School Division. The fund realized **\$54** in revenue (interest) this month or **0.2%** of the estimated revenue for the current fiscal year. Please note that **\$6,000** of the current year budget is funded by the prior year fund balance.

Instructional Technology Fund (page B15)

The Instructional Technology Fund accounts for the financing and acquisitions of instructional technology to assist in the integration of Technology into the K-12 curriculum. The fund realized **\$13,755** in revenue (interest) this month. This fund has incurred expenditures and encumbrances of **8.5%** of the current fiscal year budget. Please note that **\$611,696** of the current year budget is funded by the prior year fund balance (**\$560,840**) and prior year fund balances for encumbrances (**\$50,856**).

Equipment Replacement Fund (page B16)

The Equipment Replacement Fund accounts for the financial resources provided for an equipment replacement cycle for selected capital equipment for schools and central offices. The fund realized **\$646** in revenue (interest) this month. Please note that **\$400,899** of the current year budget is funded by the prior year fund balance (**\$372,300**) and prior year fund balance for encumbrances (**\$28,599**).

Green Run Collegiate Charter School Fund (page B18)

The Green Run Collegiate Charter School Fund accounts for the revenues and expenditures of this public charter school. The School Board is acting in the capacity of a third-party administrator/fiscal agent for all of the public charter school's financial transactions in compliance with School Board Policies and Regulations. The fund realized **\$4,363,929** in revenue the current fiscal year (from School Operating Fund) or **100.0%** of the estimated revenue for the current fiscal year. This fund has incurred expenditures and encumbrances of **3.9%** of the current year fiscal year budget. Please note that **\$1,421** of the current year budget is funded by the prior year fund balance for encumbrances.

VIRGINIA BEACH CITY PUBLIC SCHOOLS
SUMMARY OF OPERATING BUDGET TRANSFERS NOT EXCEEDING \$250,000
August 1, 2022 through August 31, 2022

4

Batch Entry Name	Description		Account From		Account To	Transfer Amount
23-08-01	To cover salaries and fringes	FROM	Instructional Prof Growth and Innovation Admin Personnel Instructional- Coordinators/Specialists Social Security Taxes VRS Retirement VRS Retiree Health Insurance Credit Insurance Health VRS Basic Group Life Insurance Other Purchased Services Schools	TO	Professional Growth and Innovation Administrative Personnel Non Instructional Social Security Taxes VRS Retirement VRS Retiree Health Insurance Credit Insurance Health VRS Basic Group Life Insurance	\$ 118,596

Virginia Beach City Public Schools
Interim Financial Statements
School Operating Fund Summary
For the period July 1, 2022 through August 31, 2022

B1

Revenues :

	Budget	% of Total	Actual	Unrealized	Percent Realized
Source:					
Commonwealth of Virginia	329,054,593	35.67%	48,185,300	(280,869,293)	14.64%
State Share Sales Tax	91,899,883	9.96%	8,235,502	(83,664,381)	8.96%
Federal Government	13,500,000	1.46%	3,262,582	(10,237,418)	24.17%
City of Virginia Beach	484,969,263	52.57%	82,372,288	(402,596,975)	16.99%
Other Sources	3,182,803	0.34%	920,047	(2,262,756)	28.91%
Total Revenues	922,606,542	100.0%	142,975,719	(779,630,823)	15.50%
Prior Year Local Contribution*	25,591,033				
	<u>948,197,575</u>				

Expenditures/Encumbrances:

	Budget	% of Total	Actual	Unencumbered	Percent Obligated
Category:					
Instruction	642,831,126	67.80%	40,855,481	601,975,645	6.36%
Administration, Attendance and Health	45,315,378	4.78%	5,207,858	40,107,520	11.49%
Pupil Transportation	50,005,748	5.27%	11,227,602	38,778,146	22.45%
Operations and Maintenance	113,275,733	11.94%	29,056,304	84,219,429	25.65%
Technology	46,635,936	4.92%	17,965,734	28,670,202	38.52%
Debt Service	50,133,654	5.29%	21,058,506	29,075,148	42.00%
Total Expenditures/Encumbrances	<u>948,197,575</u>	100.00%	125,371,485	822,826,090	13.22%

* Fiscal Year 2021-2022 encumbrances brought forward into the current year.

VIRGINIA BEACH CITY PUBLIC SCHOOLS
STATEMENT OF REVENUES
SCHOOL OPERATING FUND
JULY 1, 2022 THROUGH AUGUST 31, 2022

B 3

	<u>FY 2023 ESTIMATED</u>	<u>MONTH'S REALIZED</u>	<u>YR-TO-DATE REALIZED</u>	<u>UNREALIZED REVENUES</u>	<u>PERCENT REALIZED</u>
COMMONWEALTH VRS RETIREMENT	26,389,185	2,217,922	4,435,843	(21,953,342)	16.8%
SOCIAL SECURITY	11,331,162	950,537	1,901,075	(9,430,087)	16.8%
GROUP LIFE	790,546	65,879	131,758	(658,788)	16.7%
STATE REVENUE		770,170	1,540,339	1,540,339	
BASIC SCHOOL AID	195,553,686	16,560,870	33,121,740	(162,431,946)	16.9%
REMEDIAL SUMMER SCHOOL	146,415			(146,415)	
VOCATIONAL EDUCATION	2,108,123	181,951	363,902	(1,744,221)	17.3%
GIFTED EDUCATION	2,070,478	172,540	345,080	(1,725,398)	16.7%
SPECIAL EDUCATION	19,311,914	1,609,326	3,218,652	(16,093,262)	16.7%
PREVENTION, INTERVENTION AND REMEDIATION	4,856,212	404,685	809,369	(4,046,843)	16.7%
COMPENSATION SUPPLEMENT	12,625,328	564,869	564,869	(12,060,459)	4.5%
SPECIAL EDUCATION HOMEBOUND	78,046			(78,046)	
SUPPLEMENTAL LOTTERY PER PUPIL ALLOCATION	15,263,862			(15,263,862)	
FOSTER CARE	377,067			(377,067)	
SPECIAL ED-REGIONAL TUITION	5,257,273			(5,257,273)	
CAREER AND TECH ED-OCCUPATIONAL	398,204			(398,204)	
ENGLISH AS A SECOND LANGUAGE	2,348,106	177,893	355,787	(1,992,319)	15.2%
AT-RISK	13,365,632	481,317	481,317	(12,884,315)	3.6%
K-3 PRIMARY CLASS SIZE REDUCTION	5,335,108			(5,335,108)	
OTHER STATE FUNDS	11,448,246	457,785	915,569	(10,532,677)	8.0%
TOTAL FROM COMMONWEALTH OF VIRGINIA	<u>329,054,593</u>	<u>24,615,744</u>	<u>48,185,300</u>	<u>(280,869,293)</u>	14.6%
STATE SHARE SALES TAX	91,899,883	8,235,502	8,235,502	(83,664,381)	9.0%
TOTAL FROM STATE SHARE SALES TAX	<u>91,899,883</u>	<u>8,235,502</u>	<u>8,235,502</u>	<u>(83,664,381)</u>	9.0%
IMPACT AID PUBLIC LAW 874	9,935,191			(9,935,191)	
IMPACT AID DEPT OF DEFENSE	1,500,000	2,857,287	2,857,287	1,357,287	190.5%
DEPT. OF THE NAVY NJROTC	100,000			(100,000)	
MEDICAID REIMB-MEDICAL	1,964,809	112,725	370,331	(1,594,478)	18.8%
MEDICAID REIMB-TRANSPORTATION			34,964	34,964	
TOTAL FROM FEDERAL GOVERNMENT	<u>13,500,000</u>	<u>2,970,012</u>	<u>3,262,582</u>	<u>(10,237,418)</u>	24.2%

VIRGINIA BEACH CITY PUBLIC SCHOOLS
STATEMENT OF REVENUES
SCHOOL OPERATING FUND
JULY 1, 2022 THROUGH AUGUST 31, 2022

B 4

	FY 2023 ESTIMATED	MONTH'S REALIZED	YR-TO-DATE REALIZED	UNREALIZED REVENUES	PERCENT REALIZED
CITY OF VIRGINIA BEACH-LOCAL CONTRIBUTION	483,566,543	41,130,546	82,261,091	(401,305,452)	17.0%
TRANSFER FROM SCHOOL RESERVE FUND	667,182	55,598	111,197	(555,985)	16.7%
CITY OF VIRGINIA BEACH-CONSOLIDATED BEN	735,538			(735,538)	
TOTAL TRANSFERS	484,969,263	41,186,144	82,372,288	(402,596,975)	17.0%
RENT OF FACILITIES SCHOOLS	450,000	4,805	20,648	(429,352)	4.6%
TUITION CHARGES	20,811			(20,811)	
TUITION REGULAR DAY	100,000	3,322	30,122	(69,878)	30.1%
TUITION GEN ADULT ED	142,839			(142,839)	
TUITION VOCATIONAL ADULT ED	169,750			(169,750)	
TUITION LPN PROGRAM	25,575			(25,575)	
TUITION SUMMER SCHOOL	700,000	(780)	609,997	(90,003)	87.1%
TUITION DRIVERS ED	322,125	21,240	21,240	(300,885)	6.6%
COLLEGE NIGHT FEES		300	300	300	
VENDING OPERATING RECEIPTS			66	66	
STOP ARM ENFORCEMENT	400,000	25,896	108,411	(291,589)	27.1%
SALE OF SALVAGE MATERIALS	12,000	4,763	7,820	(4,180)	65.2%
REIMB SYSTEM REPAIRS		745	1,190	1,190	
LOST AND STOLEN-TECHNOLOGY		425	781	781	
DAMAGED-TECHNOLOGY		7,155	10,325	10,325	
LOST AND DAMAGED-CALCULATORS			217	217	
SALE OF CAPITAL ASSETS AND VEHICLES	15,000			(15,000)	
MISCELLANEOUS REVENUE	224,703	2	705	(223,998)	0.3%
INDIRECT COST-GRANTS	600,000	108,225	108,225	(491,775)	18.0%
TOTAL FROM OTHER SOURCES	3,182,803	176,098	920,047	(2,262,756)	28.9%
TOTAL SCHOOL OPERATING FUND	922,606,542	77,183,499	142,975,719	(779,630,823)	15.5%

VIRGINIA BEACH CITY PUBLIC SCHOOLS
SCHOOL ATHLETICS FUND
JULY 1, 2022 THROUGH AUGUST 31, 2022

B 5

	FY 2023 ESTIMATED	MONTH'S REALIZED	YR-TO-DATE REALIZED	UNREALIZED REVENUES	PERCENT REALIZED
REVENUES:					
INTEREST ON BANK DEPOSITS	5,000	4,964	7,419	2,419	148.4%
BASKETBALL	120,000			(120,000)	
FOOTBALL	250,000			(250,000)	
GYMNASTICS	4,000			(4,000)	
WRESTLING	13,000			(13,000)	
SOCCER	42,000			(42,000)	
MIDDLE SCHOOL	65,000			(65,000)	
TRANSFER FROM SCHOOL OPERATING	4,974,274		4,974,274		100.0%
OTHER INCOME	5,000			(5,000)	
TOTAL REVENUES	5,478,274	4,964	4,981,693	(496,581)	90.9%
PYFB-ENCUMBRANCES	685,490				
TOTAL REVENUES AND PYFB	6,163,764				

	FY 2023 APPROPRIATIONS	MONTH'S EXPENDITURES	YR-TO-DATE EXPENDITURES	OUTSTANDING ENCUMBRANCES	REMAINING BALANCE	PERCENT OBLIGATED
EXPENDITURES:						
PERSONNEL SERVICES	2,787,930	143,672	143,672		2,644,258	5.2%
FICA BENEFITS	213,274	10,991	10,991		202,283	5.2%
PURCHASED SERVICES	1,282,029	23,165	27,165	905	1,253,959	2.2%
VA HIGH SCHOOL LEAGUE DUES	51,250		19,895		31,355	38.8%
ATHLETIC INSURANCE	190,000		185,164		4,836	97.5%
MATERIALS AND SUPPLIES	1,307,736	138,250	152,962	496,219	658,555	49.6%
CAPITAL OUTLAY	331,545	1,500	108,790	35,264	187,491	43.4%
TOTAL	6,163,764	317,578	648,639	532,388	4,982,737	19.2%

VIRGINIA BEACH CITY PUBLIC SCHOOLS
SCHOOL CAFETERIAS FUND
JULY 1, 2022 THROUGH AUGUST 31, 2022

B 6

	FY 2023 ESTIMATED	MONTH'S REALIZED	YR-TO-DATE REALIZED	UNREALIZED REVENUES	PERCENT REALIZED
REVENUES:					
INTEREST ON BANK DEPOSITS	75,000	18,007	31,766	(43,234)	42.4%
SERVICE CHARGES	11,864,445	18,273	17,756	(11,846,689)	0.1%
USDA REBATES FROM VENDORS	600,000	2,008	2,008	(597,992)	0.3%
TOTAL LOCAL REVENUE	12,539,445	38,288	51,530	(12,487,915)	0.4%
SCHOOL BREAKFAST INITIATIVE	50,000			(50,000)	
SCHOOL LUNCH	280,000			(280,000)	
SCHOOL BREAKFAST	220,000			(220,000)	
TOTAL REVENUE FROM COMMONWEALTH	550,000			(550,000)	
SCHOOL BREAKFAST PROGRAM	5,790,785			(5,790,785)	
NATIONAL SCHOOL LUNCH PROGRAM	15,632,916			(15,632,916)	
USDA COMMODITIES	2,000,000			(2,000,000)	
CHILD AND ADULT CARE FOOD PROGRAM	350,000			(350,000)	
USDA SUMMER FEEDING PROGRAM	150,000	218,598	218,598	68,598	145.7%
TOTAL REVENUE FROM FEDERAL GOV'T	23,923,701	218,598	218,598	(23,705,103)	0.9%
TOTAL REVENUES	37,013,146	256,886	270,128	(36,743,018)	0.7%
PRIOR YEAR FUND BALANCE (PYFB)	1,746,509				
PYFB-ENCUMBRANCES	490,765				
TOTAL REVENUES AND PYFB	39,250,420				

	FY 2023 APPROPRIATIONS	MONTH'S EXPENDITURES	YR-TO-DATE EXPENDITURES	OUTSTANDING ENCUMBRANCES	REMAINING BALANCE	PERCENT OBLIGATED
EXPENDITURES:						
PERSONNEL SERVICES	13,612,194	177,642	340,747		13,271,447	2.5%
FRINGE BENEFITS	5,559,441	41,184	81,832		5,477,609	1.5%
PURCHASED SERVICES	578,751	18,544	92,940	59,230	426,581	26.3%
OTHER CHARGES	50,698	10,032	17,925		32,773	35.4%
MATERIALS AND SUPPLIES	18,002,282	54,823	76,155	250,285	17,675,842	1.8%
CAPITAL OUTLAY	1,447,054	13,836	19,693	549,644	877,717	39.3%
TOTAL	39,250,420	316,061	629,292	859,159	37,761,969	3.8%

VIRGINIA BEACH CITY PUBLIC SCHOOLS
SCHOOL TEXTBOOKS FUND
JULY 1, 2022 THROUGH AUGUST 31, 2022

B 7

	FY 2023 ESTIMATED	MONTH'S REALIZED	YR-TO-DATE REALIZED	UNREALIZED REVENUES	PERCENT REALIZED
REVENUES:					
INTEREST ON BANK DEPOSITS	29,483	4,567	8,531	(20,952)	28.9%
LOST AND DAMAGED	27,000		946	(26,054)	3.5%
TOTAL LOCAL REVENUE	56,483	4,567	9,477	(47,006)	16.8%
DEPT OF EDUCATION	4,983,453	415,288	830,576	(4,152,877)	16.7%
TOTAL REVENUE-COMMONWEALTH	4,983,453	415,288	830,576	(4,152,877)	16.7%
TOTAL REVENUES	5,039,936	419,855	840,053	(4,199,883)	16.7%
PRIOR YEAR FUND BALANCE (PYFB)	1,859,296				
PYFB-ENCUMBRANCES	147,750				
TOTAL REVENUES AND PYFB	7,046,982				

	FY 2023 APPROPRIATIONS	MONTH'S EXPENDITURES	YR-TO-DATE EXPENDITURES	OUTSTANDING ENCUMBRANCES	REMAINING BALANCE	PERCENT OBLIGATED
EXPENDITURES:						
PERSONNEL SERVICES	93,997	7,907	15,815		78,182	16.8%
FRINGE BENEFITS	36,102	1,922	3,845		32,257	10.7%
MATERIALS AND SUPPLIES	6,916,883	1,577,023	3,650,574	476,692	2,789,617	59.7%
TOTAL	7,046,982	1,586,852	3,670,234	476,692	2,900,056	58.8%

VIRGINIA BEACH CITY PUBLIC SCHOOLS
SCHOOL RISK MANAGEMENT FUND
JULY 1, 2022 THROUGH AUGUST 31, 2022

B 8

REVENUES:	MONTH'S REALIZED	YR-TO-DATE REALIZED	
INTEREST ON BANK DEPOSITS	18,503	31,456	
RISK MANAGEMENT CHARGES		8,995,919	
INSURANCE PROCEEDS	74,723	74,723	
MISCELLANEOUS REVENUE	150	658	
TOTAL REVENUES	93,376	9,102,756	
EXPENSES:	MONTH'S EXPENSES	YR-TO-DATE EXPENSES	OUTSTANDING ENCUMBRANCES
PERSONNEL SERVICES	30,127	63,122	
FRINGE BENEFITS	8,152	16,918	
OTHER PURCHASED SERVICES	(43,540)	179,470	345,763
FIRE AND PROPERTY INSURANCE	4,907	3,220,062	
MOTOR VEHICLE INSURANCE	13,859	574,796	
WORKER'S COMPENSATION	105,396	105,396	
SURETY BONDS			
GENERAL LIABILITY INSURANCE		198,260	
MISCELLANEOUS	596	20,974	
MATERIALS AND SUPPLIES	64,923	66,409	469
TOTAL	184,420	4,445,407	346,232

VIRGINIA BEACH CITY PUBLIC SCHOOLS
SCHOOL COMMUNICATION TOWERS/TECHNOLOGY FUND
JULY 1, 2022 THROUGH AUGUST 31, 2022

B 9

	<u>FY 2023 ESTIMATED</u>	<u>MONTH'S REALIZED</u>	<u>YR-TO-DATE REALIZED</u>	<u>UNREALIZED REVENUES</u>	<u>PERCENT REALIZED</u>
REVENUES:					
INTEREST ON BANK DEPOSITS	16,000	4,272	7,525	(8,475)	47.0%
RENT-WIRELESS COMMUNICATION	500,000			(500,000)	
TOWER RENT-BAYSIDE HIGH			27,500	27,500	
TOWER RENT-COX HIGH		4,112	67,161	67,161	
TOWER RENT-FIRST COLONIAL HIGH			35,265	35,265	
TOWER RENT-TALLWOOD HIGH		51,819	51,819	51,819	
TOWER RENT-TECH CENTER		6,093	12,186	12,186	
TOWER RENT-WOODSTOCK ELEM		3,061	3,061	3,061	
TOTAL REVENUES	<u>516,000</u>	<u>69,357</u>	<u>204,517</u>	<u>(311,483)</u>	39.6%
PRIOR YEAR FUND BALANCE (PYFB)	<u>284,000</u>				
TOTAL REVENUES AND PYFB	<u>800,000</u>				

	<u>FY 2023 APPROPRIATIONS</u>	<u>MONTH'S EXPENDITURES</u>	<u>YR-TO-DATE EXPENDITURES</u>	<u>OUTSTANDING ENCUMBRANCES</u>	<u>REMAINING BALANCE</u>	<u>PERCENT OBLIGATED</u>
EXPENDITURES:						
MATERIALS AND SUPPLIES	<u>800,000</u>				<u>800,000</u>	
TOTAL	<u>800,000</u>				<u>800,000</u>	

VIRGINIA BEACH CITY PUBLIC SCHOOLS
SCHOOL VENDING OPERATIONS FUND
JULY 1, 2022 THROUGH AUGUST 31, 2022

B 14

	FY 2023 ESTIMATED	MONTH'S REALIZED	YR-TO-DATE REALIZED	UNREALIZED REVENUES	PERCENT REALIZED
REVENUES:					
INTEREST ON BANK DEPOSITS		54	129	129	
VENDING OPERATIONS RECEIPTS	63,000			(63,000)	
TOTAL REVENUES	63,000	54	129	(62,871)	0.2%
PRIOR YEAR FUND BALANCE (PYFB)	6,000				
TOTAL REVENUES AND PYFB	69,000				

	FY 2023 APPROPRIATIONS	MONTH'S EXPENDITURES	YR-TO-DATE EXPENDITURES	OUTSTANDING ENCUMBRANCES	REMAINING BALANCE	PERCENT OBLIGATED
EXPENDITURES:						
SCHOOL ALLOCATIONS	58,280				58,280	%
MATERIALS AND SUPPLIES	10,520				10,520	
PURCHASED SERVICES	200				200	
TOTAL	69,000				69,000	

VIRGINIA BEACH CITY PUBLIC SCHOOLS
SCHOOL INSTRUCTIONAL TECHNOLOGY FUND
JULY 1, 2022 THROUGH AUGUST 31, 2022

B 15

	FY 2023 ESTIMATED	MONTH'S REALIZED	YR-TO-DATE REALIZED	UNREALIZED REVENUES	PERCENT REALIZED	
REVENUES:						
INTEREST ON BANK DEPOSITS		13,755	26,161	26,161	%	
TOTAL REVENUES		13,755	26,161	26,161		
PRIOR YEAR FUND BALANCE (PYFB)	560,840					
PYFB-ENCUMBRANCES	50,856					
TOTAL REVENUES AND PYFB	611,696					
	FY 2023 APPROPRIATIONS	MONTH'S EXPENDITURES	YR-TO-DATE EXPENDITURES	OUTSTANDING ENCUMBRANCES	REMAINING BALANCE	PERCENT OBLIGATED
EXPENDITURES:						
PURCHASED SERVICES	9,817			9,817		100.0%
MATERIALS AND SUPPLIES	588,569	18,512	18,512	10,617	559,440	4.9%
CAPITAL OUTLAY	13,310			13,310		100.0%
TOTAL	611,696	18,512	18,512	33,744	559,440	8.5%

VIRGINIA BEACH CITY PUBLIC SCHOOLS
SCHOOL EQUIPMENT REPLACEMENT FUND
JULY 1, 2022 THROUGH AUGUST 31, 2022

B 16

	<u>FY 2023</u> <u>ESTIMATED</u>	<u>MONTH'S</u> <u>REALIZED</u>	<u>YR-TO-DATE</u> <u>REALIZED</u>	<u>UNREALIZED</u> <u>REVENUES</u>	<u>PERCENT</u> <u>REALIZED</u>
REVENUES:					
INTEREST ON BANK DEPOSITS		646	1,162	1,162	%
TOTAL REVENUES		646	1,162	1,162	
PRIOR YEAR FUND BALANCE (PYFB)	372,300				
PYFB-ENCUMBRANCES	28,599				
TOTAL REVENUES AND PYFB	400,899				

	<u>FY 2023</u> <u>APPROPRIATIONS</u>	<u>MONTH'S</u> <u>EXPENDITURES</u>	<u>YR-TO-DATE</u> <u>EXPENDITURES</u>	<u>OUTSTANDING</u> <u>ENCUMBRANCES</u>	<u>REMAINING</u> <u>BALANCE</u>	<u>PERCENT</u> <u>OBLIGATED</u>
EXPENDITURES:						
PURCHASED SERVICES	1,213			1,213		100.0%
MATERIALS AND SUPPLIES	394,224			21,924	372,300	5.6%
CAPITAL OUTLAY	5,462			5,462		100.0%
TOTAL	400,899			28,599	372,300	7.1%

VIRGINIA BEACH CITY PUBLIC SCHOOLS
GREEN RUN COLLEGIATE CHARTER SCHOOL
JULY 1, 2022 THROUGH AUGUST 31, 2022

B18

	FY 2023 ESTIMATED	MONTH'S REALIZED	YR-TO-DATE REALIZED	UNREALIZED REVENUES	PERCENT REALIZED	
REVENUES:						
TRANSFER FROM GENERAL FUND	4,363,929		4,363,929		100.0%	
TOTAL REVENUES	4,363,929		4,363,929		100.0%	
PYFB-ENCUMBRANCES	1,421					
	4,365,350					
	FY 2023 APPROPRIATIONS	MONTH'S EXPENDITURES	YR-TO-DATE EXPENDITURES	OUTSTANDING ENCUMBRANCES	REMAINING BALANCE	PERCENT OBLIGATED
EXPENDITURES:						
PERSONNEL SERVICES	2,653,113	60,197	98,889		2,554,224	3.7%
FRINGE BENEFITS	918,668	13,749	24,186		894,482	2.6%
PURCHASED SERVICES	416,422	640	22,814		393,608	5.5%
OTHER CHARGES	77,339	16,852	16,852		60,487	21.8%
MATERIALS AND SUPPLIES	299,808	1,402	2,142	6,394	291,272	2.8%
TOTAL	4,365,350	92,840	164,883	6,394	4,194,073	3.9%



Subject: Policy Review Committee Recommendations **Item Number:** 12B 1-19

Section: Information **Date:** September 27, 2022

Senior Staff: Donald E Robertson, Ph.D., Chief of Staff

Prepared by: Kamala Lannetti, School Board Attorney; John Sutton, III, Coordinator, Policy and Intergovernmental Affairs

Presenter(s): School Board Attorney, Kamala Lannetti

Recommendation:

That the School Board approve Policy Review Committee (PRC) recommendations regarding review, amendment, and repeal of certain bylaws and policies as reviewed by the PRC at its September 15, 2022 meeting.

Background Summary:

1. **Policy 3-63/Safety: Weapons on School property** - the PRC recommends scrivener's changes and updating the legal references.
2. **Policy 5-9/Age of Entrance/Kindergarten** – the PRC recommends amendments to reflect the Interstate Compact on the Educational Opportunity for Military Children requirements and updating the legal references.
3. **Policy 5-22/Teacher Removal of Students from Class for Disruptive Behavior** - the PRC recommends scrivener's changes and updating the legal references.
4. **Policy 5-23/Students Over 20** – the PRC recommends amending the language to reflect current language as well as scrivener's changes.
5. **Policy 5-24/Dropouts: Prevention/Intervention and Retrieval** – the PRC recommends updating the legal references.
6. **Policy 5-42/Property Damage** – the PRC recommends amending the language and removing outdated language as well as updating the legal references.
7. **Policy 5-55/Health Services/Health Services manual** – the PRC recommends formatting changes.
8. **Policy 5-57/Medications** – the PRC recommends amendments to add procedures for albuterol and updating the legal references.
9. **Policy 5-60/Toxic Art materials** - the PRC recommends scrivener's changes.
10. **Policy 5-63/Early Dismissal/Leaving School Grounds** – the PRC recommends scriveners changes.
11. **Policy 5-65/Search and Seizure** - the PRC recommends scrivener's changes and updating the legal references.
12. **Policy 5-68/Sex Offender Registry Notifications** – the PRC recommends scrivener's changes.
13. **Policy 5-70/Employment Counseling and Placement Services** - the PRC recommends updating the regal reference.
14. **Policy 5-72/Student Photographs/Class Rings/Other Sales** - the PRC recommends amendments to refer to procurement procedures rather than list all procedures in the policy.
15. **Policy 5-75/Indigent Students** - the PRC recommends updating the legal reference.
16. **Policy 6-13/School Day** – the PRC recommends amendments to reflect that Kindergarten is a full day program and adding language concerning the Superintendent's authority to alter school hours under certain circumstances.
17. **Policy 6-23/Curriculum Documents** – the PRC recommends scrivener's changes.
18. **Policy 5-52/Class Size** - the PRC recommends removing an unnecessary reference.
19. **Policy 6-73/Testing and Assessment** - the PRC recommends adding clarifying language.

Source:

Code of Virginia, 1950, as amended, § 22.1-253.12:7 School Board Policies.
Policy Review Committee Meeting of September 15, 2022

BUSINESS AND NONINSTRUCTIONAL OPERATIONS

Safety: Weapons on School Property

The laws regarding the possession and/or use of weapons on school grounds and areas adjacent thereto are clear and penalties are provided for violators of these laws. All members of the community are subject to these laws and have the responsibility as citizens to uphold them.

The ~~School B~~oard will not condone any violation of the law and will fully support any citizen, who, in good faith acts to report, or cause any investigation to be made, into the activities of employees, students or other persons as they relate to the legal references of this ~~P~~olicy.

Legal Reference

Code of V~~irginia~~, § 18.2-279, as amended. Discharging firearms or missiles within or at building or dwelling house.

Code of V~~irginia~~, § 18.2-280, as amended. Willfully discharging firearms in public places.

Code of V~~irginia~~, § 18.2-282, as amended. Pointing, holding, or brandishing firearm, air or gas operated weapon or object similar in appearance; penalty.

Code of V~~irginia~~, § 18.2-287.4, as amended. Carrying loaded firearms in public areas prohibited; penalty.

Code of V~~irginia~~, § 18.2-308.1, as amended. Possession of firearm, stun weapon, or other weapon on school property prohibited; penalty.

Adopted by School Board: February 16, 1993

Amended by School Board:

STUDENTS

Age of Entrance/Kindergarten

No child who has not reached their ~~his or her~~ fifth birthday on or before September 30 of the school year shall be eligible for enrollment in kindergarten. Children who qualify under the Interstate Compact on Educational Opportunity for Military Children for an exception to this Policy may be allowed to enroll.

Legal Reference

Code of Virginia, § 22.1-199, as amended. Kindergarten programs suitable for certain children.

Code of Virginia § 22.1-360 Article IV (D), as amended. Interstate Compact on Educational Opportunity for Military Children.

Adopted by School Board: June 15, 1993 (Effective August 14, 1993)

Amended by School Board: October 6, 1998

Amended by School Board: 2022

STUDENTS

Teacher Removal of Students From Class for Disruptive Behavior

Teachers shall have the initial authority to remove students from class for disruptive behavior. Disruptive behavior is that which violates Sschool Bboard policies or regulations governing student conduct that interrupts or obstructs the learning environment. The Superintendent shall promulgate regulations setting forth the criteria for such removal in compliance with § 22.1-276.2 of the Code of Virginia, 1950, as amended.

Legal Reference

Code of Virginia, § 22.1-276.2, as amended. Removal of students from classes.

Virginia Department of Education addendum to the Student Conduct Policy Guideline, Criteria for Teachers to Remove Students from Class for Disruptive Behavior, as amended.

Adopted by School Board: June 16, 1998

Amended by School Board: 2022

STUDENTS

Students Over 20

The ~~s~~Superintendent shall provide a review process for general ~~regular~~ education students who have reached the age of twenty (20) and wish to continue in day school.

Adopted by School Board: October 21, 1969

Amended by School Board: February 20, 1979

Amended by School Board: August 21, 1990

Amended by School Board: July 16, 1991

Amended by School Board: June 15, 1993 (Effective August 14, 1993)

Amended by School Board: 2022

STUDENTS

Dropouts: Prevention/Intervention and Retrieval

A. Definitions

1. Dropout

A dropout is a student who leaves school before graduation for any reason other than death and fails to transfer to another school (i.e., public schools including alternative education programs as defined by Virginia Board of Education regulations, private schools, hospital education programs or approved home instruction programs) or institution (i.e., state schools for the deaf and blind, correctional institutions or mental health/mental retardation institutions). Students who are awarded certificates as described in ~~Division~~ Regulation 5-30.1 are considered to be graduates and are not counted as dropouts.

2. Dropout Rate

The dropout rate is the number of students in grades 7-12 (including those in self-contained special education classrooms who are 12 years of age or older by January 1 of the reporting year) who drop out divided by the total number of students in those grades and special education classrooms at some time during the school year.

B. Dropout Task Force

A dropout task force shall be activated at each school for the purposes of developing, implementing and evaluating strategies designed to increase the number of students who earn a high school diploma or certificates as awarded by the school board. Principals will report findings of the task force to the Director of Student Leadership annually.

1. Membership

The task force shall be appointed by the principal.

2. Meetings

Meetings shall be convened by the principal, or designated coordinator, no later than five (5) school days following each grading period.

3. Responsibilities

- a. To provide assistance to potential dropouts as early as possible.

- b. To assign responsibility for identifying and following up on at-risk students.
- c. To assist in developing consistent and aggressive procedures for following up on nonattendance.
- d. To develop strategies for getting dropouts back in school.
- e. To prepare such studies and reports on dropouts as required by Virginia Board of Education regulations and Virginia Department of Education directives.
- f. To perform such other duties as may be assigned by the superintendent.

Legal Reference

~~Code of Va., § 22.1-209.1:1. Noncompetitive grants program for school dropout prevention.~~

Code of Virginia, § 22.1-253.13:1, as amended. Standard 1. Institutional Programs supporting the Standards of Learning and other educational objectives.

Code of Virginia §22.1-253.13:2, as amended. Standard 2. Institutional, administrative, and support personnel.

Code of Virginia §22.1-253.13.4, as amended. Standard 4. Student achievement and graduation requirements.

Code of Virginia §22.1-199.1, as amended. Programs designed to promote educational opportunities.

Code of Virginia §22.1-199.4, as amended. At-Risk Student Academic Student Achievement Program and Fund.

Code of Virginia §22.1-289.09, as amended. Programs designed to promote educational opportunities.

~~Virginia Board of Education Regulations, "Governing the Accreditation of Public Schools in Virginia." At § 8.12. (January, 1991)~~

Related Links

Division **Regulation 5-30.1**

Adopted by School Board: June 15, 1993 (Effective August 14, 1993)

Amended by School Board: August 7, 2001

Amended by School Board: April 4, 2006

| Amended by School Board: 2022

STUDENTS

Property Damage

The ~~S~~superintendent or designee is directed to institute such actions against adult students, parents or legal guardian(s) of minor children as are necessary to recover from them funds adequate to repair damages done to school property. ~~by minors living with such parents or guardian(s) — or either of them as provided by state law.~~

Legal Reference

Code of V~~ir~~ginia, § 8.01-43, as amended. Action against parent for damage to public property by minor.

Code of V~~ir~~ginia, § 18.2-138, as amended. ~~Injuries to~~Damaging public buildings, etc.; penalty.

~~Code of Va., § 22.1-276. Liability of pupils for destruction of property.~~

Code of Virginia §22.1-280.4, as amended. School board action regarding destruction of property.

Adopted by School Board: June 15, 1993 (Effective August 14, 1993)

Amended by School Board: 2022

STUDENTS

Health Services/Health Services Manual

~~1.~~ The Superintendent shall establish procedures and protocols to provide health services for all students. Such procedures and protocols will be contained in the School Division's "Health Services Manual".

~~2.~~ The Superintendent shall provide those health services required by law and Virginia Board of Education Regulations and implement such services and protocols for them through the Health Services Manual. Protocols shall have the same force and effect as School Board Regulations.

Editor's Note

*For Superintendent's implementation see School Division's "Health Services Manual."
For preschool physical examinations and immunization see School Board Policy 5-10 and any implementing regulations.*

Legal Reference

Code of Virginia §§ 22.1-270 - 22.1-275.1, as amended.

Related Links

School Board **Policy 5-10**

School Board **Regulation 5-10.1**

School Board **Regulation 5-10.2**

School Board **Regulation 5-10.3**

Adopted by School Board: May 17, 1988

Amended by School Board: October 18, 1988

Amended by School Board: August 21, 1990

Amended by School Board: July 16, 1991

Amended by School Board: June 15, 1993 (Effective August 14, 1993)

Amended by School Board: October 9, 2001

Scrivener's Amendments: July 7, 2014

Amended by School Board: 2022

STUDENTS

Medications

A. Student Medication at School

1. Any student under medical care and using prescribed medication or homeopathic treatment during school hours must present to the school nurse, the principal, or designee, an order from a physician, a nurse practitioner, or a dentist stating the name of the medication prescribed for the student, the time to be administered, the dosage of medication, and the total duration of treatment. Statement of diagnosis is recommended. Administration of medication at school also requires the written signature of the parent/legal guardian for minor students.
2. All medicine will be secured in the clinic in its original container or in an appropriately labeled pharmacy container. The adult student or parent/legal guardian must transport prescription medication to the student's school. Extenuating circumstances (i.e., asthma) may require modification to this policy and will be considered by the principal on an individual basis. Students may not have possession or control of such medication or treatments.
3. Unless written as a prescription, over-the-counter medications or homeopathic treatments will not be administered during school hours.

B. Possession and Administration of Epinephrine in Schools

In accordance with the Code of Virginia § 22.1-274.2, *Possession and self-administration of inhaled asthma medications and epinephrine by certain students or school board employees*, and the Virginia School Health Guidelines, *Anaphylaxis in the School Setting Guidelines*, the Superintendent has included in the Health Services Manual the *Hampton Roads Regional Schools Life-threatening Allergy Management Protocol*. The goals of the protocol are to ensure that students receive an appropriate emergency school response for anaphylaxis (severe allergy reaction). This emergency response will include the administration of prescribed epinephrine by school nurses and designated trained employees.

C. Albuterol Administration to Any Student Experiencing Respiratory Distress

In accordance with applicable law, schools will possess albuterol metered doses inhalers (MDI), and valved holding chambers, and to administer undesignated stock albuterol to any student experiencing respiratory distress. After completion of training and with a standing order for undesignated stock albuterol from the local health department director, school nurses, unlicensed assistive personnel (UAP), and non-medical personnel may administer albuterol to any student experiencing respiratory distress.

Legal Reference

Code of Virginia § 22.1-274.2, as amended. Possession and self-administration of inhaled asthma medications and epinephrine by certain students or school board employees.

Code of Virginia § 8.01-226.5:1, as amended. Civil immunity for school board employees supervising self-administration of certain medication.

Virginia School Health Guidelines (~~December 2020~~July 13, 2012), as amended. *Recognition and Treatment of Anaphylaxis in the School Setting.*

~~Commonwealth of Virginia Department of Education (July 13, 2012), *Development and Implementation of Policies for the Possession and Administration of Epinephrine in Schools*, Superintendent's Memo# 171-12.~~

~~Virginia Department of Education Manual for the Training of Public School Employees in the Administration of Medication (Revised June 2012), as amended.~~

Virginia Beach City Public Schools (VBCPS) Health Services Manual Protocols (2012), *Hampton Roads Regional Schools Life-threatening Allergy Management Protocol.*

HB 2019 reference

Virginia Beach City Public Schools (VBCPS) Health Services Manual Protocols (2012), as amended.
Protocol for Use of Undesignated Stock Albuterol for Students in Respiratory Distress.

Approved by Superintendent: July 16, 1991

Revised by Superintendent: September 21, 1993 (Effective August 14, 1993)

Revised by Superintendent: May 5, 2009

Adopted by School Board: October 2, 2012

Amended by School Board: 2022

STUDENTS

Toxic Art Materials

A. Generally

As mandated in the legal reference to this ~~P~~policy, all art materials are to be evaluated and those which meet the criteria as toxic shall be so labeled. The use of such "toxic" art materials shall be prohibited in kindergarten through grade 5.

B. Procedural Guidelines

1. An art material shall be considered toxic if such material contains an ingredient which is a toxic substance, to include human carcinogen and potential human carcinogen causing chronic illness by the ingredient, whether an intentional ingredient or an impurity, is one percent or more by weight of the art material.
2. If an art material complies with labeling standard ASTM D-4236 and its revision, if any, of the American Society for Testing and Materials, the material shall be deemed to comply with the provisions of these criteria.
3. All art materials used in the ~~D~~ivision which meet the criteria as toxic shall be so labeled.
4. Use of art materials evaluated under ASTM D-4236 to be toxic shall be prohibited in the elementary grades.

Editor's Note

For implementation see Virginia Beach City Public Schools "The Potentially Hazardous and Toxic Art Materials Handbook" (1991).

Legal Reference

Code of V~~irginia~~, § 22.1-274.1, ~~as amended~~. Criteria to identify toxic art materials; labeling; use in certain grades prohibited. ~~The State Department of Education, in cooperation with the State Department of Health, shall develop criteria to identify toxic art materials.~~

~~After these criteria have been developed, the Department of Education shall require school divisions to evaluate all art materials used in schools and identify those which are toxic. All materials used in the public schools which meet the criteria as toxic shall be so labeled and the use of such art materials shall be prohibited in kindergarten through grade five. (1988)~~

Virginia Board of education Regulations 8VAC20-530, et seq., as amended. ~~Virginia Board of Education Regulations, "Governing Criteria to Identify Toxic Art Materials; Labeling, Use in Certain Grades Prohibited."~~ (January 1991) Regulations Governing Criteria to Identify Toxic Art Materials; Labeling; Use in Elementary Grades Prohibited.

Adopted by School Board: June 15, 1993 (Effective August 14, 1993)
Amended by School Board: 2022

STUDENTS

Early Dismissal/Leaving School Grounds

The ~~s~~Superintendent or designee shall develop procedures governing the early dismissal of students. Students shall not leave school grounds after arriving on the school premises without the approval of the principal.

Adopted by School Board: October 21, 1969

Amended by School Board: August 21, 1990

Amended by School Board: July 16, 1991

Amended by School Board: June 15, 1993 (Effective August 14, 1993)

Amended by School Board: 2022

STUDENTS

Search and Seizure

Warrantless searches may be conducted when there are reasonable grounds for suspicion that the student has violated or is violating state or federal laws, city codes, ~~s~~School ~~b~~Board policies or ~~division~~ regulations. Such searches shall be made by the principal/designee in the presence of the student if the student ~~he/she~~ is available.

Designated school officials may search any student when there is reasonable and articulable basis to believe that the student possesses an item which violates local, state or federal law, ~~s~~School ~~b~~Board policies or ~~division~~ regulations, or which may be harmful to the school or its students and staff. Strip search of students is not permitted.

The ~~s~~Superintendent shall develop procedures for conducting search and seizure which conform to law and the guidelines promulgated by the Virginia Board of Education.

Editor's Note

~~See School Board Policy 5-37 and Division Regulation 5-37.1 for reporting to law enforcement personnel.~~

~~See Memorandum of Understanding between the Virginia Beach Police Department and the School Board 5/17/01.~~

Legal Reference

~~New Jersey v T.L.O., 469 U.S. 325 (1985).~~

Code of Virginia, ~~1950 as amended~~, § 22.1-279.7, as amended. Guidelines for student searches.

VDOE School Search Resource Guide (VDOE October 2000), as amended.

~~Vernonia School District 47 J v. Action, 515 U.S. 646 (1995)~~

~~DesRoches by DesRoches v. Caprio, 974 F. Supp. 542 (E.D.Va 1997)~~

Related Links

School Board **Policy 5-37**

~~Division~~School Board **Regulation 5-37_1**

Adopted by School Board: December 11, 1968

Amended by School Board: October 19, 1982

Amended by School Board: August 21, 1990

Amended by School Board: July 16, 1991

Amended by School Board: September 15, 1992

Amended by School Board: June 15, 1993 (Effective August 14, 1993)

Amended by School Board: October 9, 2001

Amended by School Board: 2022

STUDENTS

Sex Offender Registry Notification

A. Sex Offender Registration Notification

The School Board recognizes the danger sex offenders pose to student safety. Therefore, to protect students while they travel to and from school, attend school or attend or participate in school-related activities, the Superintendent or designee shall request notification of registered sex offenders in the same or contiguous zip codes as any school within the School Division via electronic mail. Such request shall be made in accordance with the procedure established by the Virginia Department of State Police. The information shall be used to screen current or prospective employees or otherwise for the protection of the School Division students. The Superintendent shall receive the registered sex offender information from the Virginia State Police. The Superintendent shall promulgate regulations designed to ensure that this information is provided to the appropriate employees and is used only in accordance with the law.

B. Annual Notification

At the beginning of each school year, the Superintendent or designee shall notify parents and School Division employees of the provisions of this Policy and the acceptable use of information obtained pursuant to this Policy.

C. Dissemination of Sex Offender Registry Information

The Virginia Beach School Board recognizes that it is the responsibility of local law enforcement officials to notify the community of potential public danger. Therefore, the Superintendent shall not disseminate sex offender registry information to parents. However, the Superintendent shall work closely with local law enforcement officials to determine when and under what circumstances local law enforcement officials will notify the community about the presence of a registered sex offender.

D. Unauthorized Use of Sex Offender Registry Information

The School Board recognizes that it is the responsibility of local law enforcement officials to notify the community of potential public danger. Therefore, the Superintendent shall not disseminate sex offender registry information to parents. However, the Superintendent shall work closely with local law enforcement officials to determine when and under what circumstances local law enforcement officials will notify the community about the presence of a registered sex offender.

Legal References

Code of Virginia § 22.1-298.1, as amended. Regulations governing licensure.

Code of Virginia § 19.2-390.1, as amended. Sex Offender and Crimes Against Minors Registry; maintenance; access.

Code of Virginia § 22.1-296.1, as amended. Data on convictions for certain crimes and child abuse and neglect required; penalty.

Code of Virginia § 22.1-296.4, as amended. Child abuse and neglect data required.

Code of Virginia § 22.1-79, as amended. Powers and duties.

Code of Virginia § 22.1-79.3, as amended. Policies regarding certain activities.

Code of Virginia § 9.1-914, as amended. Automatic notification of registration to certain entities; electronic notification to requesting persons.

Adopted by School Board: May 16, 2000

Scrivener's Amendments: January 24, 2014

Amended by School Board: 2022

STUDENTS

Employment Counseling and Placement Services

Employment counseling and placement services are to be made available in the high schools. No fee shall be charged for these services.

Legal Reference

Code of Virginia, § 22.1-209, as amended. Employment counseling and placement services. ~~A. Each school board shall make available to secondary students employment counseling and placement services to furnish information relating to the employment opportunities available to students graduating from or leaving the public schools in the school division. Such information shall include all types of employment opportunities, including, but not limited to, apprenticeships, the military, career education schools, and the teaching profession.~~

Adopted by School Board: June 15, 1993 (Effective August 14, 1993)

Amended by School Board: April 25, 2000

Amended by School Board: 2022

STUDENTS

Student Photographs/Class Rings/Other Sales

A. Student Photographs

A. Contracts for student photographs will follow applicable law, regulations and policies regarding procurement and contracting for services. The Superintendent or designee is authorized to develop regulations, procedures and protocols for student photograph contracts. Individual photographs of students may be available for sale but not student shall be required to purchase photographs.

1. Generally

~~The contract, or contracts, for student photographs shall be established for the school division using the Request for Proposals (RFP) process. The evaluation committee for this process shall include representation of principals from all three levels of schools (elementary, middle, and high. All contracts shall be competitively negotiated within the provisions of the Virginia Public Procurement Act and School Board policies and regulations.~~

2. Criteria for Selection of Photographer

~~Among the criteria to be used in selecting a photographer are the following:~~

3. Sales to Students

~~Individual photographs of students may be made available for sale; however, no student shall be required to purchase photographs.~~

4. Yearbook Photographs

B. Yearbook photographs

1. The selection of the vendor for all yearbook sales shall be at the discretion of the individual principal and made in accordance with applicable law, regulation, procedures and protocols. No "percentage of gross sales" agreements, and/or agreements for any other considerations shall be made with vendors.

5.2. The faculty advisor to the yearbook may specify uniform requirements such as background and attire for photographs. Students are to be advised that the photographs may be purchased from sources other than that chosen by the school if the student wishes to do so. The uniform requirements, however, are to be complied with for placement in the yearbook and will be made available in

writing to students desiring to purchase from sources other than that chosen by the school.

- ~~a. The criteria which should be used in selecting the vendor are the best value for the goods or services, highest quality, best delivery or service terms; and the capacity of the vendor to provide the service.~~
- ~~b. No "percentage of gross sales" agreements, and/or agreements for any other considerations, shall be made with vendors.~~

B.C. Class Rings/Other Sales

The selection of the vendor for all class ring sales or other sales shall be at the discretion of the individual principal and in accordance with applicable law, regulation, policy, procedure and protocol. No "percentage of gross sales" agreements, and/or agreements for any other considerations, shall be made with vendors.

~~1. The criteria which should be used in selecting the vendor are the best value for the goods or services, highest quality, best delivery or service terms; and the capacity of the vendor to provide the service.~~

~~2. No "percentage of gross sales" agreements, and/or agreements for any other considerations, shall be made with vendors.~~

C.D. Vendors shall not release, sell, or otherwise use student information without the prior approval of the principal or designee.

Legal Reference

Code of Virginia, § 2.2-4303, as amended. Methods of procurement.

Code of Virginia, § 2.2-4343, as amended. Exemption from operation of chapter for certain transactions.

The Virginia Beach City Public Schools Purchasing Policy and Procedures Manual, as amended.

Virginia Beach City Public Schools Business Services Manual, as amended.

Adopted by School Board: June 15, 1993 (Effective August 14, 1993)

Amended by School Board: April 4, 2006

Amended by School Board: 2022

STUDENTS

Indigent Students

Indigent students are entitled to the school services available to meet their needs. Principals and teachers are to use all resources available for the welfare of indigent students through the department of welfare, civic clubs, religious organizations, churches, military, service organizations, partner organizations, businesses, other governmental agencies, and parent-teacher associations.

The ~~s~~School ~~b~~Board will provide free textbooks to all students.

Free and ~~reduced-price~~reduced-price lunches will be provided to those students who qualify under state and federal regulations.

Adopted by School Board: June 15, 1993 (Effective August 14, 1993)

Amended by School Board: 2022

INSTRUCTION

School Day and school hours

The standard school year shall be at least 180 instructional days. The standard school day for students in grades 1 through 12 shall average at least 5 1/2 hours, excluding intermissions for meals, ~~and a minimum of three hours for kindergarten.~~

The School Division ~~school division~~ may develop alternative schedules for meeting these requirements as long as a minimum of 990 hours of instructional time is provided for grades 1 through 12, ~~and 540 hours for kindergarten.~~ Such alternative plans must be approved by the School Board and by the Virginia Board of Education, under guidelines established by the Virginia Board of Education. No alternative plan which reduces the instructional time in the core academics shall be approved.

The length of the school day for students shall be determined by the School Board on recommendation of the Superintendent and shall take into consideration, but not be limited to, the ages of the students, the distances to and from school, bus scheduling, safety hazards and time needed to accomplish educational objectives. The Superintendent shall yearly set forth ~~in regulation~~ the actual hours of attendance for each elementary, middle, and high school in the School Division. The Superintendent is authorized to make determinations regarding adjustment of school hours and the opening or closing of school on specific days.

Legal Reference

Code of Virginia § 22.1-98, as amended. Reduction of state aid when length of school term below 180 days or 990 hours.

Code of Virginia § 22.1-79.1, as amended. Opening of the school year; approvals for certain schedules.

Virginia Board of Education Regulations Establishing Standards for Accrediting Public Schools in Virginia, § 8 VAC 20-131-10 *et seq.*

Code of Virginia § 22.1-200.2, as amended. Minimum instructional time; optional unstructured recreational time.

Adopted by School Board: July 13, 1993 (Effective August 14, 1993)

Amended by School Board: October 6, 1998

Amended by School Board: 2022

INSTRUCTION

Curriculum Documents

A. Definitions

1. Curriculum Guide

The purpose of the curriculum guide is to provide a coherent and comprehensive plan for teaching and learning built upon a framework that moves students toward learning goals. Each curriculum guide is composed of course objectives and comprehensive/interrelated units of study, based on the Virginia Beach City Public Schools framework. Separate documents will be developed for each course at the following levels: elementary school, middle school and senior high school.

These guides will be developed and include the following framework components:

- Philosophical assumptions guiding curriculum development in the subject area
- General goals or outcomes for the subject area
- Applicable National and state standards
- Instructional objectives for the subject area
- Pacing ~~guides~~suggestions
- Suggestions for planning, teaching and assessing ~~suggestions~~
- Suggestions for use of basic and supplemental instructional materials and equipment
- Suggestions for use of Specific of digital programs and resource~~technology~~ referenced in the curriculum
- ~~Program and student assessment suggestions~~
- ~~Specific teaching strategies and suggestions~~

2. Parent/legal guardian, adult student Document

Parent/legal guardian, adult student (hereinafter “parent”) -documents will be developed for each grade level at the elementary level and each course at the secondary level. The documents will be available to parents online at VBSchools.com. Hard copies of the documents will also be available at each school upon request. The purpose of the parent document is to share information about the curriculum to be taught in a particular grade

level or course. At the secondary level, the document will include prerequisites for enrolling in a course as well as the possible course sequence upon completion of a course.

B. Implementation

The curriculum guide will be distributed to building administrators and teachers. Curriculum guides and parent documents will be maintained in all instructional areas. ~~Courses being implemented in the Curriculum~~ will be reviewed annually by the Department of Teaching and Learning Curriculum and Instruction.

These guides shall be developed by ~~the curriculum committees~~ under the direction of subject area coordinators and instructional specialists. The basic objectives shall be clear and measurable. Programs and courses shall be flexible enough to provide for the wide range of needs of individual students.

Teachers and principals are responsible for ensuring that program content ~~outlined~~ outlines in curriculum guides is delivered.

The Superintendent shall annually budget, and the School Board will support, to the extent financially feasible, funds to be used in developing these important documents.

Editor's Note

~~*For division wide curriculum committees see School Board Policy 6-21.*~~

Related Links

School Board **Policy 6-21**

Adopted by School Board: July 13, 1993 (Effective August 14, 1993)

Amended by School Board: June 6, 2006

Amended by School Board June 16, 2009

Amended by School Board: 2022

INSTRUCTION

Class Size

In general, the student-teacher ratio in a class shall fall within the limits set by the Virginia Board of Education ~~and by the recommendations of the Southern Association of Colleges and Schools~~. However, inadequate funding or changing enrollment patterns may force an increase in class size.

In general, the School Board desires a small class size for students in kindergarten, in the primary grades, and in courses requiring close supervision of the students. A larger than normal class size may be permitted in classes that lend themselves to effective large group instruction.

The number of students in a class shall depend upon the subject to be taught, instructional organization and techniques, and the financial capabilities of the school division.

Legal Reference

Code of ~~Virginia~~, § 22.1-253.13:1, as amended. Standard 1. Instructional programs supporting the Standards of Learning and other educational objectives.

Code of ~~Virginia~~, § 22.1-253.13:2, as amended. Standard 2. Instructional, administrative, and support personnel.

Adopted by School Board: July 13, 1993 (Effective August 14, 1993)

Amended by School Board: June 6, 2006

Amended by School Board: 2022

INSTRUCTION

Testing and Assessment

The Ssuperintendent shall develop a program to test and assess the progress of students and to evaluate curriculum, teaching, and the instructional program. The Ssuperintendent shall report to the School Board, the School Division, students, parents/legal guardians, the community, and the media the results of the testing and assessment program.

Legal Reference

Code of Virginia, § 22.1-253.13:3, as amended. Standard 3. Accreditation, other standards, assessments and releases from state regulations and evaluation.

Adopted by School Board: October 21, 1969

Amended by School Board: August 21, 1990

Amended by School Board: July 16, 1991

Amended by School Board: July 13, 1993 (Effective August 14, 1993)

Amended by School Board: 2022



Subject: Resolution: Dyslexia Awareness Month **Item Number:** 14A1

Section: Consent **Date:** September 27, 2022

Senior Staff: Kipp D. Rogers, Ph.D., Chief Academic Officer, Department of Teaching and Learning

Prepared by: Roni S. Myers, Ed.D., Executive Director of Programs for Exceptional Children

Presenter(s): Roni S. Myers, Ed.D., Executive Director of Programs for Exceptional Children

Recommendation:

That the School Board approve a resolution recognizing October as Dyslexia Awareness Month.

Background Summary:

Virginia Beach City Public Schools values the importance addressing the needs of students with dyslexia, a language-based learning disability that causes difficulties with reading, writing, spelling and word pronunciation. In an effort to promote awareness that dyslexia is a learning disability, VBCPS has designated the month of October as Dyslexia Awareness Month.

Virginia's regulations define dyslexia as distinguished from other learning disabilities due to its weakness occurring at the phonological level. Dyslexia is a specific learning disability that is neurobiological in origin. It is characterized by difficulties with accurate and/or fluent word recognition and by poor spelling and decoding abilities. These difficulties typically result from a deficit in the phonological component of language that is often unexpected in relation to other cognitive abilities and the provision of effective classroom instruction. Secondary consequences may include problems in reading comprehension and reduced reading experience that can impede growth of vocabulary and background knowledge. 8VAC 20-81-10.

Source:

Virginia Department of Education

Budget Impact:

N/A.

RESOLUTION
Dyslexia Awareness Month
October 2022

WHEREAS, dyslexia is a language-based learning disability that causes difficulties with reading, writing, spelling, and word pronunciation; and

WHEREAS, the onset and severity of dyslexia varies for each individual; and

WHEREAS, it takes individuals with dyslexia longer to process phonemic information, thus affecting academic growth, achievement, and self-esteem; and

WHEREAS, it is important to provide effective teaching approaches and educational intervention strategies for individuals with dyslexia; and

WHEREAS, Dyslexia Awareness Month is an opportunity to acknowledge educators utilizing effective teaching strategies, and to celebrate the many achievements of adolescents, students and adults with dyslexia; and

WHEREAS, the School Board of the City of Virginia Beach is committed to a continued focus on educating students, parents, and school staff about effective teaching strategies to address the needs of students with learning disabilities.

NOW, THEREFORE, BE IT

RESOLVED: That the School Board of the City of Virginia Beach designates the month of October to be Dyslexia Awareness Month; and be it

FURTHER RESOLVED: That strategies and interventions to address the needs of students with learning disabilities be ongoing in Virginia Beach City Public Schools; and be it

FURTHER RESOLVED: That a copy of this resolution be spread across the official minutes of this Board.

Adopted by the School Board of the City of Virginia Beach this 27th day of September, 2022

Carolyn T. Rye, Chair

S E A L

Aaron C. Spence, Superintendent

Attest:

Regina M. Toneatto, Clerk of the Board



Subject: Resolution: Bullying Prevention Month, October 2022 **Item Number:** 14A2

Section: Consent Agenda **Date:** September 27, 2022

Senior Staff: Dr. Kipp Rogers, Chief Academic Officer, Department of Teaching and Learning

Prepared by: Robert B. Jamison, Executive Director, Office of Student Support Services

Presenter(s): Robert B. Jamison, Executive Director, Office of Student Support Services

Recommendation:

That the School Board of the City of Virginia Beach proclaim October 2022 as Bullying Prevention Month.

Background Summary:

In an effort to promote awareness of school bullying, the Virginia School Board Association (VSBA) Board of Directors has designated the month of October as the VSBA Bullying Prevention Month.

The consequences of bullying are far reaching, ranging from lower attendance and student achievement to increased incidents of violence and juvenile crime. Children who are bullied are more likely to become violent adults, while victims of bullying often suffer from anxiety, low self-esteem, and depression, well into adulthood. Clearly, understanding—and taking seriously—the dynamics of bullying behavior among school-aged children is essential to building safe and effective schools. School Board members, superintendents, school counselors, teachers, and parents can play a critical role in creating a climate where bullying is not tolerated. It has been proven when adults and children stand together, bullying ends.

Source:

Virginia School Board Association

Budget Impact:

N/A

RESOLUTION
Bullying Prevention Month
October 2022

WHEREAS, school bullying has become an increasingly significant problem in the United States and Virginia; and

WHEREAS, over 20 percent of the youth in the United States are estimated to be involved in bullying each year, either as a bully or as a victim; and

WHEREAS, students who experience bullying are at increased risk for depression, anxiety, sleep difficulties, lower academic achievement, and dropping out of school; and

WHEREAS, bullying can take many forms, including verbal, physical, and most recently in cyberspace, and can happen in many places on and off school grounds; and

WHEREAS, it is important for Virginia Beach parents, students, school counselors, teachers, and school administrators to be aware of bullying, and to encourage discussion of the problem as a school community; and

WHEREAS, the School Board of the City of Virginia Beach has developed a policy on anti-bullying to encourage positive behaviors and to eliminate bullying behaviors; and

WHEREAS, Virginia Beach City Public Schools, through sustained and dedicated efforts, has implemented programs for all employees and students that recognizes a deep commitment at all levels to raise awareness of bullying and its prevention.

NOW, THEREFORE, BE IT

RESOLVED: That the School Board of the City of Virginia Beach recognizes the month of October 2022, as Bullying Prevention Month in the Virginia Beach City Public Schools, and be it

FURTHER RESOLVED: That the issue of bullying and its prevention be discussed in Virginia Beach City Public Schools classrooms during this time, and be it

FURTHER RESOLVED: That a copy of this resolution be spread across the official minutes of this Board.

Adopted by the School Board of the City of Virginia Beach this 27th day of September, 2022

S E A L

Carolyn T. Rye, Chair

Aaron C. Spence, Superintendent

Attest:

Regina M. Toneatto, Clerk of the Board



Subject: Resolution: Disability History and Awareness Month **Item Number:** 14A3

Section: Consent **Date:** September 27, 2022

Senior Staff: Kipp D. Rogers, Ph.D., Chief Academic Officer, Department of Teaching and Learning

Prepared by: Roni S. Myers, Ed.D., Executive Director of Programs for Exceptional Children

Presenter(s): Roni S. Myers, Ed.D., Executive Director of Programs for Exceptional Children

Recommendation:

That the School Board approve a resolution recognizing October as Disability History and Awareness Month.

Background Summary:

The Virginia General Assembly Proclamation in October 2009 recognized October as Disability History and Awareness Month. October was declared to be the month in which efforts were to be made to increase awareness and respect for persons with disabilities and to inform the public concerning their many contributions to society and emphasize the abilities and rights of persons with disabilities rather than their exceptionalities. In Virginia Beach City Public Schools, school administrators have been informed of activities to consider as part of morning announcements, language arts activities, and other projects to develop an awareness of this proclamation for October

Source:

*The Virginia General Assembly Proclamation in 2009 for October
Senate Joint Resolution 321*

Budget Impact:

N/A.

RESOLUTION
Disability History and Awareness Month
October 2022

WHEREAS, Americans with Disability Act of 1990 was founded on four principles: inclusion, full participation, economic self-sufficiency and equality of opportunity for all people with disabilities; and

WHEREAS, the Virginia General Assembly has designated the month of October as Disability History and Awareness Month to increase public awareness and respect for persons with disabilities; to inform the public concerning their many contributions to society; and to emphasize the abilities and rights of persons with disabilities rather than their exceptionalities; and

WHEREAS, public schools, institutions of higher education, the business community, civic organizations and other interested entities are encouraged to promote Disability History and Awareness Month in the Commonwealth of Virginia; and

WHEREAS, the Virginia Department of Education's 2021-2022 Virginia State Quality Profile reported the Virginia public school divisions served 169,725 students with disabilities under the Individuals with Disabilities Education Act and the Virginia Beach City Public Schools 2021-2022 Quality Profile reported the division served 8,230 students with disabilities under the Individuals with Disabilities Education Act; and

WHEREAS, Virginia Beach City Public Schools believes in having the highest expectations for students with disabilities and believes that students with disabilities make significant academic and social progress when educated, as appropriate, in general education environments; and

WHEREAS, it is necessary to increase public awareness, knowledge, and understanding of disabilities, the rights of persons with disabilities, and to foster a culture of mutual respect and equal opportunities for all in our schools, businesses, and communities.

NOW, THEREFORE, BE IT

RESOLVED: That the School Board of the City of Virginia Beach officially recognizes the month of October 2022 as Disability History and Awareness Month; and be it

FURTHER RESOLVED: That the School Board of the City of Virginia Beach encourages all citizens to support and participate in the various school activities during Disability History and Awareness Month; and be it

FURTHER RESOLVED: That a copy of this resolution be spread across the official minutes of this Board.

Adopted by the School Board of the City of Virginia Beach this 27th day of September, 2022

S E A L

Carolyn T. Rye, School Board Chair

Aaron C. Spence, Superintendent

Attest:

Regina Toneatto, Clerk of the Board



Subject: Resolution: Filipino American History Month **Item Number:** 14A.4

Section: Consent **Date:** September 27, 2022

Senior Staff: Ty M. Harris, Director, Office for Diversity, Equity and Inclusion

Prepared by: Ty M. Harris, Director, Office for Diversity, Equity and Inclusion

Presenter(s): Ty M. Harris, Director, Office for Diversity, Equity and Inclusion

Recommendation:

That the School Board approve a resolution recognizing Filipino American History Month.

Background Summary:

In November 2009, the United States House of Representatives and the United States Senate passed laws, House Resolution 780 and Senate Resolution 298, respectively, officially recognizing the month of October as Filipino American History Month.

To honor Filipino Americans, Fred Cordova and his wife Dorothy founded the Filipino American National Historical society in 1982 to document and promote Filipino American history through its archives, conferences, books, programs, films and art. In 1991 the Filipino American National History Society (FANHS) introduced October as Filipino American History Month. Today there are more than 30 chapters in the United States.

The society found it fitting that the month of October be chosen for the celebration. Oct. 18, 1587, is the date of the first recorded presence of Filipinos in the Continental United States. According to historical documents, people referred to as “Luzones Indios” came ashore from a Spanish galleon at what is now Morro Bay, Calif.

The recognition of diversity promotes unity in our school division as well as supports the School Board’s strategic plan and core values. In our desire to encourage unity in the Virginia Beach City Public Schools, we hereby observe October 2022 as Filipino American History Month with appropriate programs and activities.

Source:

Public Law 10-343; About Filipino American History website

<http://fanhs-national.org/filam/>

Budget Impact:

N/A

RESOLUTION
FILIPINO AMERICAN HISTORY MONTH

October 2022

WHEREAS, one of our nation's greatest strengths is its vast diversity, which enables Americans to see the world from many viewpoints; and

WHEREAS, Filipino Americans are the second largest Asian American group in the nation and the City of Virginia Beach has the highest percentage of Filipino Americans in Virginia;

WHEREAS, through the study of their contributions, all students may find role models whose participation, commitment and achievement embodies the American spirit and ideals; and

WHEREAS, the School Board of the City of Virginia Beach recognizes the importance of multicultural diversity education within our school division; and

WHEREAS, the year 2022 marks the 51st anniversary of the First Young Filipino People's Far West Convention, a meeting that took place at Seattle University in 1971 and brought over 300 young Filipino American participants from the West Coast of the U.S. This convention has been hailed as the beginning of the Filipino American Movement.

NOW, THEREFORE, BE IT

RESOLVED: That the School Board of the City of Virginia Beach officially recognizes the month of October 2022, as Filipino American History Month, whose theme is "Past, Present and Future"; and be it

FURTHER RESOLVED: That the School Board of the City of Virginia Beach encourages all citizens to support and participate in various school activities during Filipino American History Month; and be it

FINALLY RESOLVED: That a copy of this resolution be spread across the official minutes of this Board.

Adopted by the School Board of the City of Virginia Beach this 27th day of September 2022.

Carolyn T. Rye, School Board Chair

SEAL

Aaron C. Spence, Superintendent

Attest:

Regina M. Toneatto, Clerk of the Board



Subject: Resolution: LGBTQIA+ Month **Item Number:** 14A.5

Section: Consent **Date:** September 27, 2022

Senior Staff: Ty M. Harris, Director, Office for Diversity, Equity and Inclusion

Prepared by: Ty M. Harris, Director, Office for Diversity, Equity and Inclusion

Presenter(s): Ty M. Harris, Director, Office for Diversity, Equity and Inclusion

Recommendation:

That the School Board approve a resolution recognizing LGBTQIA+ Month.

Background Summary:

It is critical that educators and leaders treat the diversity of students as assets that add value to learning by affirming the qualities that make students unique. Safe and welcoming schools and classrooms that uphold student dignity are a necessary condition for an equitable education. Every Virginia student, regardless of their gender identity, gender expression, or sexual orientation, has a right to learn free from discrimination and harassment. Virginia Beach City Public Schools is committed to working to ensure our schools are welcoming, affirming, and safe for all students.

In response to House Bill 145 and Senate Bill 161 that were enacted by the 2020 Virginia General Assembly, the Virginia Department of Education (VDOE) developed Model Policies for the Treatment of Transgender Students in Public Elementary and Secondary Schools. To comply with § 22.1-23.3 of the Code of Virginia, the Virginia Beach School Board amended 5-7 policy on Sept. 14, 2021.

Source:

Virginia Beach City Public Schools' [Educational Equity 5-4](#)

Virginia Beach City Public Schools' [Non-discrimination and non-harassment of students 5-7](#)

[National PTA Guidance on LGBTQ](#)

Budget Impact:

N/A

RESOLUTION
LGBTQIA+ MONTH
October 2022

WHEREAS, all students and youth should be able to attend school in a safe and inclusive environment free from discrimination, and that history has shown that school board policy and regulation are effective in contributing to such environments; and

WHEREAS, the School Board amended 5-7 policy to address protections of discrimination on the basis of gender identity, gender expression, or sexual orientation; and

WHEREAS, the lack of awareness and understanding of issues facing LGBTQ students and youth has contributed to a higher rate of isolation, depression, and suicidal ideations or attempts; and

WHEREAS, the School Board promotes the understanding and acceptance of and respect for LGBTQ children and youth; and

WHEREAS, the School Board acknowledges that educational equity and non-discrimination policies specifically to sexual orientation, gender identity and gender expression are associated with: students feeling more safe; lower levels of bullying; decreased incidents of harassment related to sexual orientation and greater academic success; and

WHEREAS, the School Board of the City of Virginia Beach will continue to advocate for LGBTQ students and youth within our school division.

NOW, THEREFORE, BE IT

RESOLVED: That the School Board of the City of Virginia Beach officially recognizes the month of October 2022, as LGBTQIA+ month and be it

FURTHER RESOLVED: That the School Board of the City of Virginia Beach encourages citizens to incorporate standards regarding age-appropriate, medically accurate and culturally sensitive information on LGBTQIA+ issues into existing health and other appropriate curricula.

FINALLY RESOLVED: That a copy of this resolution be spread across the official minutes of this Board.

Adopted by the School Board of the City of Virginia Beach this 27th day of September 2022.

Carolyn T. Rye, School Board Chair

SEAL

Aaron C. Spence, Superintendent

Attest:

Regina M. Toneatto, Clerk of the Board



Subject: Resolution: Indigenous Peoples' Day **Item Number:** 14A.6

Section: Consent **Date:** September 27, 2022

Senior Staff: Ty M. Harris, Director, Office for Diversity, Equity and Inclusion

Prepared by: Ty M. Harris, Director, Office for Diversity, Equity and Inclusion

Presenter(s): Ty M. Harris, Director, Office for Diversity, Equity and Inclusion

Recommendation:

That the School Board approve a resolution recognizing Indigenous Peoples' Day.

Background Summary:

Indigenous Peoples' Day was first proposed in 1977 by a delegation of Native Nations to the United Nations sponsored International Conference on the Discrimination Against Indigenous Populations in the Americas.

October 2020 marked the first time the Commonwealth of Virginia recognized Indigenous Peoples' Day. Indigenous Peoples' Day celebrates the resilience of our tribal communities and promotes reconciliation, healing, and continued friendship with Virginia's Indian tribes. Currently, the Commonwealth of Virginia is home to 11 state-recognized Indian tribes.

Source:

<https://nativeamericanheritagemonth.gov/>

Budget Impact:

N/A

RESOLUTION
INDIGENOUS PEOPLES' DAY
October 2022

WHEREAS, the School Board recognizes that Native Americans have lived and thrived in North America from time immemorial; and

WHEREAS, the School Board recognizes that Indigenous people contribute to the academic, economic, and cultural success and well-being of the City of Virginia Beach and Commonwealth each and every day; and

WHEREAS, the School Board values the many contributions made to our community by Indigenous people; and the deep cultural contributions that has substantially shape the character of the City of Virginia Beach; and

WHEREAS, Indigenous people in America have often suffered persecution and removal from their homelands at the hands of governing bodies and through the colonization and settlement of America; and

WHEREAS, the School Board supports the resilience of Indigenous people to thrive and prosper to the present day; and

WHEREAS, the School Board promotes the closing of the equity gaps for Indigenous people through policies and practices that promote the culture, history and their many contributions in society.

NOW, THEREFORE, BE IT

RESOLVED: That the School Board of the City of Virginia Beach officially recognize the second Monday in October 2022 as Indigenous Peoples' Day, and be it

FURTHER RESOLVED: that all schools and our community are encouraged to support and celebrate the resilience of our tribal communities on Indigenous Peoples' Day, and be it

FINALLY RESOLVED: That a copy of this resolution be spread across the official minutes of this Board.

Adopted by the School Board of the City of Virginia Beach this 27th day of September 2022.

SEAL

Carolyn T. Rye, School Board Chair

Aaron C. Spence, Superintendent

Attest:

Regina M. Toneatto, Clerk of the Board



Budget Calendar: School Operating Budget FY 2022/23 and

Subject: Capital Improvement Program (CIP) 2022/23 – 2027/28 Item Number: 14B

Section: Consent Date: September 27, 2022

Senior Staff: Crystal M. Pate, Chief Financial Officer

Prepared by: Crystal M. Pate, Chief Financial Officer

Presenter(s): Crystal M. Pate, Chief Financial Officer

Recommendation:

It is recommended that the School Board review and approve the attached Budget Calendar for the FY 2023/24 Operating Budget and the 2023/24 – 2028/29 Capital Improvement Program.

Background Summary:

The Budget Calendar contains specific dates/time frames for the key components and activities of the budget development process. It is an important guide for management and the School Board regarding the schedule of events that results in an approved budget.

Source:

School Board Policy 3-6
Code of Virginia §22.1-93

Budget Impact:

Funds are budgeted in the various funds and budget unit codes for FY 2023/24.

Budget Calendar
FY 2023/24 School Operating Budget
FY 2023/24-FY 2028/29 Capital Improvement Program

2022

September	The Budget Calendar is developed
September 13	The Budget Calendar is presented to the School Board for information
September 27	The Budget Calendar is presented to the School Board for action
October - December	Budget requests are submitted by senior staff and budget managers to the Office of Budget Development
November 15 (Tentative)	A Five-Year Forecast is presented to the School Board and the City Council
December 13	A public hearing is held to solicit stakeholder input for consideration in the development of the Superintendent's Estimate of Needs document (<i>no document available at this time</i>)
December (3 rd week)	State revenue estimates are released by the Virginia Department of Education

2023

January 2 - 11	Budget requests are reviewed, refined, and summarized by the Office of Budget Development
January	The recommended School Operating Budget and Capital Improvement Program are presented to the Superintendent and the Planning and Performance Monitoring Committee
February 7	The Superintendent's Estimate of Needs and the Capital Improvement Program are presented to the School Board
February 14	School Board Budget Workshop #1 is held - Time TBD
February 14	A public hearing is held to solicit stakeholder input and offer the community an opportunity to be involved in the budget development process
February 21	School Board Budget Workshop #2 is held - Time TBD
February 28	Budget Workshop #3 - Time TBD
March 7	The School Board Proposed Operating budget and the Capital Improvement Program are adopted by the School Board
April (TBD by City)	The School Board Proposed Operating Budget and the Capital Improvement Program are presented to the City Council (Sec. 15.1-2508)
No Later Than May 15	The School Operating Budget and the Capital Improvement Program budget are approved by the City Council (Sec. 22.1-93; 22.1-94; 22.1-115)



Subject: Environmental Studies Program: Year-Two Comprehensive Evaluation **Item Number:** 14C

Section: Consent **Date:** September 27, 2022

Senior Staff: Lisa A. Banicky, Ph.D., Executive Director

Prepared by: Noël G. Williams, Ph.D., Program Evaluation Specialist
Heidi L. Janicki, Ph.D., Director of Research and Evaluation
Lisa A. Banicky, Ph.D., Executive Director
Office of Planning, Innovation, and Accountability

Presenter(s): Noël G. Williams, Ph.D., Program Evaluation Specialist
Office of Planning, Innovation, and Accountability

Recommendation:

That the School Board approve the administration's recommendations that were proposed in response to the Environmental Studies Program: Year-Two Comprehensive Evaluation.

Background Summary:

The Environmental Studies Program offers a unique opportunity for students to expand their understanding of sustainable economics and business innovation, social sustainability, and environmental sustainability and natural resource stewardship. Through experiential learning and community partnerships, students learn about sustainability and participate in hands-on Science, Technology, Engineering, and Math (STEM) experiences. Local environmental issues are used to contextualize students' challenge-based, collaborative, and design-thinking learning experiences. Integrated interdisciplinary instruction and service-learning projects broaden student knowledge of local and world issues pertaining to sustainability. The implementation of the program began in 2020-2021 with grade 11 students. Full implementation was achieved in 2021-2022 and included students in grades 11 and 12.

According to School Board Policy 6-26, the School Board approved the 2021-2022 Program Evaluation Schedule on September 14, 2021 that included a year-two evaluation of the Environmental Studies Program. In accordance with School Board Regulation 6-24.2, the comprehensive evaluation focused on the program outcomes, progress made toward meeting program goals and objectives, and program effectiveness. In addition, continued implementation of the program was assessed, especially in relation to the School Board approved proposal for the program. The evaluation also provided information about student characteristics, stakeholders' perceptions of the second year of operation, and the additional cost to the division compared with the proposed program budget. Recommendations were included based on the results of the evaluation.

Source:

School Board Policy 6-26
School Board Regulation 6-24.2
School Board Minutes September 14, 2021

Budget Impact:



VIRGINIA BEACH CITY PUBLIC SCHOOLS CHARTING THE COURSE

PLANNING, INNOVATION, AND ACCOUNTABILITY Office of Research and Evaluation

Environmental Studies Program: Year-Two Comprehensive Evaluation

The table below indicates the proposed recommendations resulting from the **Environmental Studies Program: Year-Two Comprehensive Evaluation**. It is requested that the School Board review and approve the administration's recommendations as proposed.

School Board Meeting Date	Evaluation	Recommendations From the Fall 2022 Program Evaluation	Administration's Recommendations
<u>Information</u> September 13, 2022 <u>Consent</u> September 27, 2022	Environmental Studies Program: Year-Two Comprehensive Evaluation	<ol style="list-style-type: none">1. Recommendation #1: Continue the Environmental Studies Program with modifications noted in recommendations 2 and 3. (<i>Responsible Group: Department of Teaching and Learning</i>)2. Recommendation #2: Continue to monitor the recruitment and admissions process to ensure the program is operating at capacity as well as serving a diverse population. (<i>Responsible Group: Department of Teaching and Learning</i>)3. Recommendation #3: Investigate potential transportation solutions for seniors to participate in internships. (<i>Responsible Groups: Department of Teaching and Learning, Office of Transportation Services and Fleet Management</i>)	The administration concurs with the recommendations from the program evaluation.



Subject: SB Compensation Philosophy **Item Number:** 14D

Section: Consent **Date:** September 27, 2022

Senior Staff: Mrs. Cheryl R. Woodhouse, Chief Human Resources Officer

Prepared by: Cheryl R. Woodhouse

Presenter(s): Aaron C. Spence, Ed.D., Superintendent

Recommendation:

That the school board approves the board's updated *Compensation Philosophy*.

Background Summary:

During the School Board's retreat on July 19, 2022, school board members met with the division's compensation consultant from Segal to finalize the review and update the school board's *Compensation Philosophy*. The revisions requested by the school board were shared during the September 6, 2022, meeting under *Information*.

Source:

Goal 4 of the School Division's Strategic Plan

Budget Impact: TBD



Subject: Personnel Report **Item Number:** 15A

Section: Action **Date:** September 27, 2022

Senior Staff: Mrs. Cheryl R. Woodhouse, Chief Human Resources Officer

Prepared by: Cheryl R. Woodhouse

Presenter(s): Aaron C. Spence, Ed.D., Superintendent

Recommendation:

That the Superintendent recommends the approval of the appointments and the acceptance of the resignations, retirements and other employment actions as listed on the September 27, 2022, personnel report.

Background Summary:

List of appointments, resignations and retirements for all personnel.

Source:

School Board Policy #4-11, Appointment

Budget Impact:

Appropriate funding and allocations

Virginiai Beach City Public Schools

Personnel Report
September 27, 2022
2022-2023

<u>Scale</u>	<u>Class</u>	<u>Location</u>	<u>Effective</u>	<u>Employee</u>	<u>Position/Reason</u>	<u>College</u>	<u>Previous Employer</u>
Assigned to Unified Salary Scale	Appointments - Elementary School	Bayside	9/12/2022	Tiffany D Sims	School Administrative Associate I	Not Applicable	Not Applicable
Assigned to Unified Salary Scale	Appointments - Elementary School	Bayside	9/14/2022	Christina M Sherman	Special Education Assistant	Not Applicable	Not Applicable
Assigned to Unified Salary Scale	Appointments - Elementary School	Bettie F. Williams	9/6/2022	Yvonne Jones	Cafeteria Assistant, 6.0 Hours	Not Applicable	Not Applicable
Assigned to Unified Salary Scale	Appointments - Elementary School	Bettie F. Williams	9/19/2022	Brianna A McDonald	Pre-Kindergarten Teacher Assistant	Not Applicable	Not Applicable
Assigned to Unified Salary Scale	Appointments - Elementary School	Birdneck	9/26/2022	Lawrence J Pitts	Cafeteria Manager I	Not Applicable	Beth Sholom Village, VA
Assigned to Unified Salary Scale	Appointments - Elementary School	Brookwood	9/2/2022	Melinda M McQuown	Cafeteria Assistant, 5.0 Hours	Not Applicable	Not Applicable
Assigned to Unified Salary Scale	Appointments - Elementary School	Brookwood	9/9/2022	Brittney A Olson	Special Education Assistant	Tidewater Community College, VA	VBCPS
Assigned to Unified Salary Scale	Appointments - Elementary School	Christopher Farms	9/16/2022	Bryan T Parks	Kindergarten Assistant	Not Applicable	Not Applicable
Assigned to Unified Salary Scale	Appointments - Elementary School	College Park	9/9/2022	Casjohn Owens	Physical Education Assistant, .500	Not Applicable	Not Applicable
Assigned to Unified Salary Scale	Appointments - Elementary School	Creeds	9/7/2022	Kimberly N Anderson	Physical Education Assistant, .500	Not Applicable	Not Applicable
Assigned to Unified Salary Scale	Appointments - Elementary School	Holland	9/7/2022	Robert J Talmadge	Custodian I	Not Applicable	VBCPS
Assigned to Unified Salary Scale	Appointments - Elementary School	Holland	9/12/2022	Kodi J Austin	School Office Associate II	Not Applicable	Not Applicable
Assigned to Unified Salary Scale	Appointments - Elementary School	Holland	9/16/2022	Najah Abdul-Rafi	Physical Education Assistant	Not Applicable	Not Applicable
Assigned to Unified Salary Scale	Appointments - Elementary School	Indian Lakes	9/14/2022	Mario D Upshur	Custodian I	Not Applicable	Not Applicable
Assigned to Unified Salary Scale	Appointments - Elementary School	Kempsville	9/6/2022	Alicia F Bobulinski	Special Education Assistant	Old Dominion University, VA	Not Applicable
Assigned to Unified Salary Scale	Appointments - Elementary School	Kempsville Meadows	9/12/2022	Shelley T Hunter	School Office Associate II	Not Applicable	Not Applicable
Assigned to Unified Salary Scale	Appointments - Elementary School	Linkhorn Park	9/14/2022	Jody Wray	Pre-Kindergarten Teacher Assistant	Chowan College, NC	Not Applicable
Assigned to Unified Salary Scale	Appointments - Elementary School	Luxford	9/9/2022	Grace P DuRant	Kindergarten Assistant	Not Applicable	Not Applicable
Assigned to Unified Salary Scale	Appointments - Elementary School	Lynnhaven	9/14/2022	Helene Conaway	Physical Education Assistant, .400	Wagner College, NY	Not Applicable
Assigned to Unified Salary Scale	Appointments - Elementary School	Lynnhaven	9/16/2022	Margaret E Osborne	Pre-Kindergarten Teacher Assistant	Not Applicable	Not Applicable
Assigned to Unified Salary Scale	Appointments - Elementary School	Malibu	9/7/2022	Thomas D Mitchell	Custodian II Head Night	Not Applicable	Not Applicable
Assigned to Unified Salary Scale	Appointments - Elementary School	New Castle	9/6/2022	Ronald C Badach	Physical Education Assistant, .500	Not Applicable	Not Applicable
Assigned to Unified Salary Scale	Appointments - Elementary School	Newtown	9/19/2022	Robert A Klass	Security Assistant	Shaw University, NC	VBCPS
Assigned to Unified Salary Scale	Appointments - Elementary School	Ocean Lakes	9/9/2022	Melinda B Stewart	Kindergarten Assistant	Not Applicable	Not Applicable
Assigned to Unified Salary Scale	Appointments - Elementary School	Parkway	9/2/2022	Michael A Danley	Physical Education Assistant	Old Dominion University, VA	VBCPS
Assigned to Unified Salary Scale	Appointments - Elementary School	Pembroke	9/7/2022	Domonique Callender	Custodian I	Not Applicable	Not Applicable
Assigned to Unified Salary Scale	Appointments - Elementary School	Pembroke Meadows	9/14/2022	Loren J Butts	Pre-Kindergarten Teacher Assistant	American University, DC	Not Applicable
Assigned to Unified Salary Scale	Appointments - Elementary School	Point O'View	9/6/2022	Madison K Deese	General Assistant	James Madison University, VA	Not Applicable
Assigned to Unified Salary Scale	Appointments - Elementary School	Point O'View	9/6/2022	Victoria Noffsinger	Kindergarten Assistant	Not Applicable	Not Applicable
Assigned to Unified Salary Scale	Appointments - Elementary School	Point O'View	9/7/2022	Catina O Santee	Kindergarten Assistant	Old Dominion University, VA	Not Applicable
Assigned to Unified Salary Scale	Appointments - Elementary School	Point O'View	9/16/2022	Christine M Vrooman	General Assistant	Not Applicable	Not Applicable
Assigned to Unified Salary Scale	Appointments - Elementary School	Point O'View	9/16/2022	Robin Wolfe	Cafeteria Assistant, 5.0 Hours	Not Applicable	Not Applicable
Assigned to Unified Salary Scale	Appointments - Elementary School	Princess Anne	9/7/2022	Marjorie G Cuachon	Custodian I	Not Applicable	VBCPS
Assigned to Unified Salary Scale	Appointments - Elementary School	Princess Anne	9/9/2022	Melissa P Lopretto	Physical Education Assistant	Texas A & M College Station, TX	VBCPS
Assigned to Unified Salary Scale	Appointments - Elementary School	Princess Anne	9/19/2022	Catherine Stielper-Gilbert	Special Education Assistant	Not Applicable	Not Applicable
Assigned to Unified Salary Scale	Appointments - Elementary School	Red Mill	8/30/2022	Mallory J Sanders	Cafeteria Assistant, 5.0 Hours	Not Applicable	Not Applicable
Assigned to Unified Salary Scale	Appointments - Elementary School	Red Mill	9/16/2022	Marilyn A Ayala	Physical Education Assistant, .500	Tidewater Community College, VA	Not Applicable
Assigned to Unified Salary Scale	Appointments - Elementary School	Salem	9/9/2022	Alyson J Herman	Special Education Assistant	Finlandia University, MI	VBCPS
Assigned to Unified Salary Scale	Appointments - Elementary School	Seatack	9/14/2022	Kristen N Matthews	Special Education Assistant	Virginia Wesleyan University, VA	Not Applicable
Assigned to Unified Salary Scale	Appointments - Elementary School	Strawbridge	9/2/2022	Tina Q Nova	Special Education Assistant	Not Applicable	Not Applicable
Assigned to Unified Salary Scale	Appointments - Elementary School	Strawbridge	9/14/2022	Jordyn R Gunter	Kindergarten Assistant	Not Applicable	Not Applicable
Assigned to Unified Salary Scale	Appointments - Elementary School	Thalia	9/7/2022	Ebony N Tucker	Special Education Assistant	Not Applicable	VBCPS
Assigned to Unified Salary Scale	Appointments - Elementary School	Thalia	9/9/2022	Jessica Koonce	School Office Associate II	Not Applicable	Not Applicable
Assigned to Unified Salary Scale	Appointments - Elementary School	Three Oaks	9/2/2022	David S Wiggins	Physical Education Assistant	West Virginia University, WV	VBCPS
Assigned to Unified Salary Scale	Appointments - Elementary School	Windsor Woods	9/12/2022	Vanessa K Willie	General Assistant	Tidewater Community College, VA	Not Applicable
Assigned to Unified Salary Scale	Appointments - Elementary School	Windsor Woods	9/14/2022	Evelyn E Gray	Custodian I	Not Applicable	Not Applicable
Assigned to Unified Salary Scale	Appointments - Elementary School	Woodstock	9/2/2022	Duke W Grant	Custodian I	Not Applicable	Not Applicable
Assigned to Unified Salary Scale	Appointments - Elementary School	Woodstock	9/7/2022	Francia Y De Aza	Cafeteria Assistant, 5.0 Hours	Not Applicable	Not Applicable
Assigned to Unified Salary Scale	Appointments - Middle School	Bayside	9/14/2022	Sydney Shaw	Special Education Assistant	Not Applicable	Not Applicable
Assigned to Unified Salary Scale	Appointments - Middle School	Brandon	9/12/2022	Kalea Miller	Special Education Assistant	Not Applicable	Not Applicable
Assigned to Unified Salary Scale	Appointments - Middle School	Corporate Landing	8/31/2022	Malorie R Eggleston	Special Education Assistant	Not Applicable	Cumberland Hospital, VA
Assigned to Unified Salary Scale	Appointments - Middle School	Great Neck	9/12/2022	Shanyne Satchell	Clinic Assistant	Not Applicable	Nephrology Associates, VA
Assigned to Unified Salary Scale	Appointments - Middle School	Princess Anne	9/19/2022	Jacob C Sutliff	Security Assistant	Not Applicable	United States Navy, VA
Assigned to Unified Salary Scale	Appointments - Middle School	Salem	9/9/2022	Angelica H Chapman	Cafeteria Assistant, 5.0 Hours	Not Applicable	Not Applicable
Assigned to Unified Salary Scale	Appointments - High School	Cox	8/23/2022	Andrea M Jung	School Office Associate II	Not Applicable	Not Applicable
Assigned to Unified Salary Scale	Appointments - High School	Cox	8/25/2022	Robert Ellis	School Security Officer	Emporia State University, KS	US Probation Office, VA
Assigned to Unified Salary Scale	Appointments - High School	Cox	8/31/2022	Melinda S Macner	Security Assistant	Not Applicable	USAF
Assigned to Unified Salary Scale	Appointments - High School	Cox	8/31/2022	Akisha N Wimbush	School Office Associate II	Not Applicable	Not Applicable
Assigned to Unified Salary Scale	Appointments - High School	Cox	9/1/2022	Marissa N Staples	School Office Associate II	Not Applicable	USN
Assigned to Unified Salary Scale	Appointments - High School	First Colonial	9/20/2022	Corey Gregory	Security Assistant	Not Applicable	Not Applicable
Assigned to Unified Salary Scale	Appointments - High School	Green Run	9/9/2022	Jerri A Gould	Cafeteria Assistant, 5.0 Hours	Not Applicable	Not Applicable
Assigned to Unified Salary Scale	Appointments - High School	Green Run	10/13/2022	Dazje Allen	Clinic Assistant	Centura College, VA	Not Applicable
Assigned to Unified Salary Scale	Appointments - High School	Kellam	9/16/2022	Elvira L Adriano	Custodian II	Not Applicable	Not Applicable
Assigned to Unified Salary Scale	Appointments - High School	Kellam	9/16/2022	Pedro O Mariano Jr	Custodian II	Not Applicable	Not Applicable
Assigned to Unified Salary Scale	Appointments - High School	Kempsville	8/26/2022	Christopher M Anderson	Security Assistant	Not Applicable	Not Applicable
Assigned to Unified Salary Scale	Appointments - High School	Kempsville	9/19/2022	David Gianquitto	Special Education Assistant	Not Applicable	Not Applicable
Assigned to Unified Salary Scale	Appointments - High School	Princess Anne	9/14/2022	Temuchin Hodges	Security Assistant	Virginia Tech, VA	Not Applicable
Assigned to Unified Salary Scale	Appointments - High School	Princess Anne	9/16/2022	Sheila D Samuel	Special Education Assistant	Not Applicable	Not Applicable
Assigned to Unified Salary Scale	Appointments - High School	Princess Anne	9/19/2022	Domnina I Dumdum	Custodian I	Not Applicable	Not Applicable
Assigned to Unified Salary Scale	Appointments - High School	Princess Anne	9/19/2022	Uldarico M Dumdum	Custodian I	Not Applicable	Not Applicable
Assigned to Unified Salary Scale	Appointments - High School	Princess Anne	9/20/2022	Chandler C Osborne	Custodian I	Not Applicable	Not Applicable
Assigned to Unified Salary Scale	Appointments - High School	Renaissance Academy	9/7/2022	Andrew J Weinstein	Special Education Assistant	Not Applicable	Not Applicable
Assigned to Unified Salary Scale	Appointments - High School	Renaissance Academy	9/14/2022	Aldric Ellerbee	Custodian II	Not Applicable	Not Applicable
Assigned to Unified Salary Scale	Appointments - High School	Salem	9/14/2022	Kimberly L Etheridge	Cafeteria Assistant, 6.0 Hours	Not Applicable	Not Applicable
Assigned to Unified Salary Scale	Appointments - Miscellaneous	Office of Custodial and Distribution Services	9/22/2022	Matthew S Jamieson-Zoller	Distribution Driver	Not Applicable	Not Applicable
Assigned to Unified Salary Scale	Appointments - Miscellaneous	Office of Food Services	9/12/2022	Sharon L Hilliard	Accounts Payable Technician	Franklin University, OH	City of Norfolk, VA
Assigned to Unified Salary Scale	Appointments - Miscellaneous	Office of Food Services	9/28/2022	Lori A Taylor	Coord Food Service	University of North Florida, FL	St. Vincent's Health System, FL
Assigned to Unified Salary Scale	Appointments - Miscellaneous	Office of Student Support Services	8/19/2022	Mariana B Miller	School Social Worker	Azusa Pacific University, CA	San Diego USD, CA
Assigned to Unified Salary Scale	Appointments - Miscellaneous	Office of Student Support Services	9/9/2022	Lyndsey A McIntosh	Behavior Intervention Specialist	Norfolk State University, VA	VBCPS
Assigned to Unified Salary Scale	Appointments - Miscellaneous	Office of Transportation and Fleet Management Services	9/1/2022	Theresa M Waters	Office Associate II	Not Applicable	Not Applicable
Assigned to Unified Salary Scale	Appointments - Miscellaneous	Office of Transportation and Fleet Management Services	9/16/2022	Brittany R Agent	Bus Driver, 7.0 Hours	Not Applicable	Not Applicable
Assigned to Unified Salary Scale	Appointments - Miscellaneous	Office of Transportation and Fleet Management Services	9/16/2022	Jessilyn Barkman	Bus Driver, 6.5 Hours	Not Applicable	Not Applicable
Assigned to Unified Salary Scale	Appointments - Miscellaneous	Office of Transportation and Fleet Management Services	9/16/2022	Rachel M David	Bus Driver, 7.5 Hours	Not Applicable	Not Applicable
Assigned to Unified Salary Scale	Appointments - Miscellaneous	Office of Transportation and Fleet Management Services	9/16/2022	Sheila M Dozier	Bus Driver, 6.5 Hours	Not Applicable	Not Applicable
Assigned to Unified Salary Scale	Appointments - Miscellaneous	Office of Transportation and Fleet Management Services	9/16/2022	Heather R Elliott	Bus Driver, 6.5 Hours	Not Applicable	Not Applicable
Assigned to Unified Salary Scale	Appointments - Miscellaneous	Office of Transportation and Fleet Management Services	9/16/2022	Tina L Evans	Bus Driver, 6.5 Hours	Not Applicable	Not Applicable
Assigned to Unified Salary Scale	Appointments - Miscellaneous	Office of Transportation and Fleet Management Services	9/16/2022	Michael E Franklin	Bus Driver, 6.5 Hours	Not Applicable	Not Applicable
Assigned to Unified Salary Scale	Appointments - Miscellaneous	Office of Transportation and Fleet Management Services	9/16/2022	Maria Grant	Bus Driver, 6.5 Hours	Not Applicable	Not Applicable
Assigned to Unified Salary Scale	Appointments - Miscellaneous	Office of Transportation and Fleet Management Services	9/16/2022	R David B Joyner II	Bus Driver, 7.5 Hours	Not Applicable	Not Applicable
Assigned to Unified Salary Scale	Appointments - Miscellaneous	Office of Transportation and Fleet Management Services	9/16/2022	Heather Lebert	Bus Driver, 6.5 Hours	Not Applicable	Not Applicable
Assigned to Unified Salary Scale	Appointments - Miscellaneous	Office of Transportation and Fleet Management Services	9/16/2022	Matthew L Merciez	Bus Driver, 7.0 Hours	Not Applicable	Not Applicable
Assigned to Unified Salary Scale	Appointments - Miscellaneous	Office of Transportation and Fleet Management Services	9/16/2022	Deirdra M Powell	Bus Driver, 6.5 Hours	Not Applicable	Not Applicable
Assigned to Unified Salary Scale	Appointments - Miscellaneous	Office of Transportation and Fleet Management Services	9/16/2022	Fred Riddick	Bus Driver, 6.5 Hours	Not Applicable	Not Applicable
Assigned to Unified Salary Scale	Appointments - Miscellaneous	Office of Transportation and Fleet Management Services	9/16/2022	Christine A Tamayo	Bus Driver, 6.5 Hours	Not Applicable	Not Applicable

Virginiiai Beach City Public Schools

Personnel Report

September 27, 2022

2022-2023

<u>Scale</u>	<u>Class</u>	<u>Location</u>	<u>Effective</u>	<u>Employee</u>	<u>Position/Reason</u>	<u>College</u>	<u>Previous Employer</u>
Assigned to Unified Salary Scale	Appointments - Miscellaneous	Office of Transportation and Fleet Management Services	9/19/2022	John P Esposito	Fleet Technician I , 400	Not Applicable	Not Applicable
Assigned to Unified Salary Scale	Resignations - Elementary School	Cooke	9/23/2022	Ashley Peterson	Physical Education Assistant (personal reasons)	Not Applicable	Not Applicable
Assigned to Unified Salary Scale	Resignations - Elementary School	Corporate Landing	9/15/2022	Andrea Rabbiosi	Kindergarten Assistant (personal reasons)	Not Applicable	Not Applicable
Assigned to Unified Salary Scale	Resignations - Elementary School	Holland	6/30/2022	Shavell L Brown	Cafeteria Assistant, 4.5 Hours (personal reasons)	Not Applicable	Not Applicable
Assigned to Unified Salary Scale	Resignations - Elementary School	Holland	6/30/2022	Charlene Long	Cafeteria Assistant, 5.0 Hours (personal reasons)	Not Applicable	Not Applicable
Assigned to Unified Salary Scale	Resignations - Elementary School	Linkhorn Park	8/30/2022	Kelly A Remington	Cafeteria Assistant, 4.5 Hours (declined position)	Not Applicable	Not Applicable
Assigned to Unified Salary Scale	Resignations - Elementary School	Newtown	9/6/2022	Elisa J Fondren	Cafeteria Assistant, 6.5 Hours (personal reasons)	Not Applicable	Not Applicable
Assigned to Unified Salary Scale	Resignations - Elementary School	Ocean Lakes	9/12/2022	Alden B Wright	Custodian II Head Night (personal reasons)	Not Applicable	Not Applicable
Assigned to Unified Salary Scale	Resignations - Elementary School	Ocean Lakes	9/15/2022	Heather A Kleppe	Kindergarten Assistant (career enhancement opportunity)	Not Applicable	Not Applicable
Assigned to Unified Salary Scale	Resignations - Elementary School	Pembroke Meadows	9/2/2022	Janet E Weisman	Pre-Kindergarten Teacher Assistant (personal reasons)	Not Applicable	Not Applicable
Assigned to Unified Salary Scale	Resignations - Elementary School	Point O'View	8/31/2022	Paula S Wykle	General Assistant (personal reasons)	Not Applicable	Not Applicable
Assigned to Unified Salary Scale	Resignations - Elementary School	Rosemont	6/30/2022	Yissel D Rodriguez	Cafeteria Assistant, 5.0 Hours (personal reasons)	Not Applicable	Not Applicable
Assigned to Unified Salary Scale	Resignations - Elementary School	Seatack	6/30/2022	Raquel M Maynard	Special Education Assistant (personal reasons)	Not Applicable	Not Applicable
Assigned to Unified Salary Scale	Resignations - Elementary School	Thalia	6/30/2022	Melissa J McLaughlin	Special Education Assistant (relocation)	Not Applicable	Not Applicable
Assigned to Unified Salary Scale	Resignations - Elementary School	Thoroughgood	6/30/2022	Mary A Lavery	Cafeteria Assistant, 6.0 Hours (job abandonment)	Not Applicable	Not Applicable
Assigned to Unified Salary Scale	Resignations - Middle School	Corporate Landing	9/14/2022	Rebecca A Funderburk	Special Education Assistant (health)	Not Applicable	Not Applicable
Assigned to Unified Salary Scale	Resignations - Middle School	Larkspur	9/23/2022	Nasiya S Brown	Cafeteria Assistant, 6.0 Hours (career enhancement opportunity)	Not Applicable	Not Applicable
Assigned to Unified Salary Scale	Resignations - Middle School	Old Donation School	9/16/2022	Latoya A Bobo	Custodian I (personal reasons)	Not Applicable	Not Applicable
Assigned to Unified Salary Scale	Resignations - High School	Cox	6/30/2022	Shaune Matthews	School Office Associate II (career enhancement opportunity)	Not Applicable	Not Applicable
Assigned to Unified Salary Scale	Resignations - High School	Cox	9/23/2022	Andrea M Jung	School Office Associate II (career enhancement opportunity)	Not Applicable	Not Applicable
Assigned to Unified Salary Scale	Resignations - High School	Princess Anne	9/2/2022	Melissa M Keil	Clinic Assistant (personal reasons)	Not Applicable	Not Applicable
Assigned to Unified Salary Scale	Resignations - High School	Renaissance Academy	9/23/2022	Konlelle Timmons	Custodian I (career enhancement opportunity)	Not Applicable	Not Applicable
Assigned to Unified Salary Scale	Resignations - High School	Salem	9/14/2022	Fatou Sesay	Cafeteria Assistant, 6.0 Hours (career enhancement opportunity)	Not Applicable	Not Applicable
Assigned to Unified Salary Scale	Resignations - High School	Tallwood	9/10/2022	Thomas G Mullaly	Special Education Assistant (personal reasons)	Not Applicable	Not Applicable
Assigned to Unified Salary Scale	Resignations - Miscellaneous	Office of Programs for Exceptional Children	10/22/2022	Johnathan W Adams	Special Education Assistant (personal reasons)	Not Applicable	Not Applicable
Assigned to Unified Salary Scale	Resignations - Miscellaneous	Office of Student Support Services	6/30/2022	Alexis Knight	General Assistant (career enhancement opportunity)	Not Applicable	Not Applicable
Assigned to Unified Salary Scale	Resignations - Miscellaneous	Office of Transportation and Fleet Management Services	9/14/2022	Patrick Grady	Custodian I (personal reasons)	Not Applicable	Not Applicable
Assigned to Unified Salary Scale	Retirements - High School	Princess Anne	10/1/2022	James E Butts	Custodian I	Not Applicable	Not Applicable
Assigned to Unified Salary Scale	Retirements - Miscellaneous	Department of Teaching and Learning	9/30/2022	Patricia A Taylor	Instructional Specialist	Not Applicable	Not Applicable
Assigned to Instructional Salary Scale	Appointments - Elementary School	Arrowhead	9/9/2022	TyteAnna Frazier	School Counselor	Virginia State University, VA	Not Applicable
Assigned to Instructional Salary Scale	Appointments - Elementary School	Birdneck	9/14/2022	Michelle Stanek	Special Education Teacher	Old Dominion University, VA	VBCPS
Assigned to Instructional Salary Scale	Appointments - Elementary School	Holland	9/7/2022	Amy M Reineberg	Music/Vocal Teacher	Yorks College of Pennsylvania, PA	Not Applicable
Assigned to Instructional Salary Scale	Appointments - Elementary School	Kempsville	9/9/2022	Kathryn A McDonnell	Special Education Teacher	State University of NY, NY	Not Applicable
Assigned to Instructional Salary Scale	Appointments - Elementary School	Landstown	9/6/2022	Samantha L Brunson	Fourth Grade Teacher	Regent University, VA	Not Applicable
Assigned to Instructional Salary Scale	Appointments - Elementary School	Landstown	9/14/2022	Sherie Ashanti	Fourth Grade Teacher	Walden University, MN	Not Applicable
Assigned to Instructional Salary Scale	Appointments - Elementary School	Landstown	9/16/2022	Emily A Hegarty	Fourth Grade Teacher	Ramapo College, NJ	Not Applicable
Assigned to Instructional Salary Scale	Appointments - Elementary School	New Castle	9/6/2022	Leah Ortiz-Davis	Fourth Grade Teacher	Georgia Southern University, GA	Not Applicable
Assigned to Instructional Salary Scale	Appointments - Elementary School	Tallwood	9/2/2022	Andrew R Giedlin	Physical Education Teacher	Old Dominion University, VA	Not Applicable
Assigned to Instructional Salary Scale	Appointments - Elementary School	Windsor Oaks	9/9/2022	Cathy L Watson-Bloch	Art Teacher	Univ North Carolina Greensboro, NC	Not Applicable
Assigned to Instructional Salary Scale	Appointments - Middle School	Bayside	9/6/2022	Natalie Keznor	Eighth Grade Teacher	Gettysburg College, PA	Not Applicable
Assigned to Instructional Salary Scale	Appointments - Middle School	Bayside	9/14/2022	Trekita D Johnson	Special Education Teacher	Western Governors University, UT	Hampton City Schools, VA
Assigned to Instructional Salary Scale	Appointments - High School	Bayside	8/25/2022	Jesse R Ellison	Graduation Coach	Hampton University, VA	Portsmouth Public Schools, VA
Assigned to Instructional Salary Scale	Appointments - High School	Bayside	9/12/2022	Mary Reynolds	Science Teacher	Univ North Carolina Wilmington, NC	VBCPS, VA
Assigned to Instructional Salary Scale	Appointments - High School	Bayside	9/20/2022	Deven R Graves	Band Instructor	Old Dominion University, VA	Petersburg City Public Schools, VA
Assigned to Instructional Salary Scale	Appointments - High School	Cox	8/25/2022	Gregg H Norquist	Social Studies Teacher	Regent University, VA	Atlantic Shores Christian School, VA
Assigned to Instructional Salary Scale	Appointments - High School	Green Run Collegiate	9/12/2022	Rosiris Ward	Spanish Teacher, .800	Universidad Tecnologica de Bolivar, CO	Not Applicable
Assigned to Instructional Salary Scale	Appointments - High School	Salem	9/26/2022	Jordan W Barbee	Health and PE Teacher	East Carolina University, NC	Not Applicable
Assigned to Instructional Salary Scale	Appointments - Miscellaneous	Office of Programs for Exceptional Children	9/12/2022	Kammille DeGuzman	Speech/Language Pathologist	Old Dominion University, VA	Not Applicable
Assigned to Instructional Salary Scale	Appointments - Miscellaneous	Office of Programs for Exceptional Children	9/14/2022	Michelle K Galvin	Speech/Language Pathologist, .400	East Carolina University, NC	Not Applicable
Assigned to Instructional Salary Scale	Resignations - Elementary School	College Park	9/16/2022	Yolanda Y Roberts	Kindergarten Teacher (career enhancement opportunity)	Not Applicable	Not Applicable
Assigned to Instructional Salary Scale	Resignations - Elementary School	Salem	9/14/2022	Laura Rifenberry	Kindergarten Teacher (personal reasons)	Not Applicable	Not Applicable
Assigned to Instructional Salary Scale	Resignations - Elementary School	Seatack	9/15/2022	Vahan Moushegian III	Fifth Grade Teacher (personal reasons)	Not Applicable	Not Applicable
Assigned to Instructional Salary Scale	Resignations - Elementary School	White Oaks	6/30/2022	Heather L Sutherlin	Second Grade Teacher (personal reasons)	Not Applicable	Not Applicable
Assigned to Instructional Salary Scale	Resignations - Middle School	Brandon	9/19/2022	Jennifer L Graham	Sixth Grade Teacher (personal reasons)	Not Applicable	Not Applicable
Assigned to Instructional Salary Scale	Resignations - Middle School	Independence	9/21/2022	Rachael H Ginsburg	Seventh Grade Teacher (career enhancement opportunity)	Not Applicable	Not Applicable
Assigned to Instructional Salary Scale	Resignations - Middle School	Plaza	9/16/2022	Allison Lesh	Sixth Grade Teacher (expiration of long-term leave)	Not Applicable	Not Applicable
Assigned to Instructional Salary Scale	Resignations - High School	Bayside	9/12/2022	Kimberly P Shakallis	English Teacher (family)	Not Applicable	Not Applicable
Assigned to Instructional Salary Scale	Resignations - High School	Renaissance Academy	9/29/2022	Michael L Deatherage	English Teacher (career enhancement opportunity)	Not Applicable	Not Applicable
Assigned to Instructional Salary Scale	Resignations - High School	Salem	9/16/2022	Rex G Hamaker Jr	French Teacher (personal reasons)	Not Applicable	Not Applicable
Assigned to Instructional Salary Scale	Retirements - High School	First Colonial	9/30/2022	David G Verbano	Health & Physical Education Teacher	Not Applicable	Not Applicable
Administrative	Appointments - Miscellaneous	Department of Technology	10/10/2022	Muhammad Z Babar	Director Technology	Old Dominion University, VA	Not Applicable



Subject: 403(b) Oversight Committee Membership **Item Number:** 15B

Section: Action **Date:** September 27, 2022

Senior Staff: Crystal M. Pate, Chief Financial Officer

Prepared by: Crystal M. Pate, Chief Financial Officer

Presenter(s): Crystal M. Pate, Chief Financial Officer

Recommendation:

That the School Board approve the 403(b) Oversight Committee Membership as presented.

Background Summary:

Virginia Beach City Public Schools established the 403(b) Oversight Retirement Savings Plan Oversight Committee on February 25, 2020. The need for a vacant seat to be filled occurred with the shifting of positions from the Business Services Director to Chief Financial Officer and the Coordinator of Accounting to Director of Business Services.

Source:

Budget Impact:

Proposed 403(b) Oversight Committee (Suggested Membership)

1. Charlene Garran – Principal, Alanton Elementary School
2. Daniel Hopkins – Director Business Services
3. Tiffany Jacobs - Assistant Director Administration for Maintenance Services
4. Victoria Manning – School Board Member
5. Linda Matkins – Director of Consolidated Benefits
6. Crystal Pate – Chief Financial Officer
7. Debbie Robertson – Math Teacher, First Colonial High School
8. Cheryl Woodhouse – Chief Human Resource Officer
9. Scott Zellner – Human Resources Information Systems Specialist



Decorum and Order-School Board Meetings 1-48

School Board of the City of Virginia Beach
Bylaw 1-48

SCHOOL BOARD BYLAWS

Decorum and Order-School Board Meetings

A. Purpose of decorum and order during meetings

The School Board determines that decorum and order are necessary during School Board Meetings. The purposes for maintaining decorum and order are:

1. to ensure that the affairs of the School Board and School Board Committees may be conducted in an open, safe and orderly manner during meetings;
2. that all persons signed up to address the School Board during public comment sections of meetings have the opportunity to do so in an orderly and respectful manner and without being interrupted;
3. that persons in attendance may observe and hear the proceedings of the School Board without distraction and interruption;
4. that students and other young audience members who attend or watch such meetings are not subject to inappropriate language or conduct;
5. that School Board Members and School Division employees or other agents can transact the business of the School Board and the School Division with minimal disruption.

B. Limitations on addressing the School Board

Persons addressing the School Board during public comment sections of the meeting shall:

1. Limit their comments to matters relevant to PreK-12 public education in Virginia Beach and the business of the School Board and the School Division.
2. Refrain from obscenity, vulgarity, profanity, and comments or actions with the intent to incite violence or other breach of peace.
3. Comply with the time limits and other rules for public comment set forth in the agenda or Bylaws.
4. During special meetings or public hearings, the School Board may set different rules or time limits for public comments.

C. Other expressive activities during meetings

1. Public comments during meetings limited to matters relevant to public education and the business of the School Board

At regular School Board Meetings, the School Board accepts public comment during designated sections of the Meeting Agenda. The public comment sections of School Board Meetings are limited public forums for the sole purpose of accepting comments from members of the public relevant to PreK-12 public education in Virginia Beach and the business of the School Board and the School Division. The School Board does not accept other forms of public comment during Meetings or at those times immediately preceding or following a Meeting.

2. Expressive activities during meetings

To maintain decorum and order and conduct the business of the School Board and the School Division during meetings, expressive activities by members of the public in meetings will be limited or prohibited. On any day that a meeting is scheduled to take place, the School Board prohibits certain expressive activity, including but not limited to the following, expressive activities:

- Petitioning, demonstrating, picketing, pamphlet distribution, conducting polls, or solicitation in the Building where the Meeting is taking place.
- Displaying or using signs, posters or other items brought into the meeting room that block the view of persons in or observing the meeting or create a safety concern. Possession of such items while in the meeting location will not be prohibited.
- Use of noise making devices.
- Use of excessive cheering, booing, clapping, or similar activity that disrupts the meeting, as determined by the Chair or designee.
- Calling out or making comments when not called to address the School Board.
- Intimidation, harassment or threats to persons in the meeting or who are entering or departing the meeting or the location of the meeting.
- Instigating or attempting to instigate confrontations or other conduct for the purpose of disrupting the meeting.
- Other conduct that violates decorum and order as determined by the Chair or designee.

3. School Administration Building or other locations for meetings are not open public forums for public expression

The School Administration Building (or another building or location where a meeting is scheduled to take place) its grounds and reserved parking spaces are not open for expressive activities unless a facility use request or application has been approved by the Superintendent or designees. The Superintendent or designees are authorized to designate areas of the School Administration Building (or other building or location for a meeting), the grounds and parking lots that may be considered for facility use request or application. The Superintendent or designee are authorized to develop and implement regulations and/or procedures related to such facility use requests or applications.

D. Other methods of communicating with the School Board

The School Board encourages citizens and other interested parties to communicate with the School Board regarding matters related to public education. Due to the limited time scheduled to conduct business and the need to follow approved agenda items, School Board meetings may not be conducive for all forms of communication to the School Board. Persons seeking to communicate with the School Board may contact School Board Members through other methods of communication, including SchoolBoard@vbcpsboard.com or email individual School Board Members in addition to those provided at School Board meetings.

This Bylaw does not preclude persons addressing the School Board from delivering the School Board or its Clerk written materials including reports, statements, exhibits, letters, or signed petitions prior to or after a Meeting. While public speakers are addressing the School Board, they may not approach the School Board to hand out items but will instead be directed to leave items with the Clerk or designee for the School Board to consider after the Meeting.

This Bylaw does not preclude persons called to address the School Board during public comment sections from using a chart, graph or other item during their public comments so long as that item does not interfere with the School Board and other persons observing the Meeting from hearing or seeing the speaker and the item does not create a safety issue or otherwise violate the decorum and order rules. Furthermore, nothing herein shall be interpreted to prohibit members of the public from communicating with the School Board or the School Administration on matters relevant to PreK-12 public education in Virginia Beach and the business of the School Board and the School Division at times other than meetings.

- E.** The Chair with the assistance of the Superintendent or their designees shall preserve decorum and order in the room where the Meeting is taking place and shall decide all questions of decorum and order during the Meeting. School Board Members may vote to overrule the Chair's or designee's decision at the time that the Chair or designee makes the decision. The Chair or designee is authorized to work with the Superintendent, designees, law enforcement and authorized agents to maintain order and decorum prior to the start of, during and immediately after any Meeting.
- F.** The School Administration, law enforcement and authorized agents will have responsibility for maintaining decorum and order outside of the Meeting room and outside of a building where a meeting will be or is taking place.
- G.** No person attending a meeting of the School Board, in any capacity, shall use, or allow to sound, any device in a manner that disrupts the conduct of business within the room in which the School Board or a Committee thereof is meeting. Notice of this restriction shall be posted outside of School Board Meeting Room and on the agenda for any School Board meeting.
- H.** At the request of the Chair or Superintendent or their designees, a city police officer or other law enforcement officer shall act as sergeant-at-arms at all School Board meetings.