

Northeastern Local School District

Accumulated Monthly Financial Report
For the Month Ended January 31, 2023

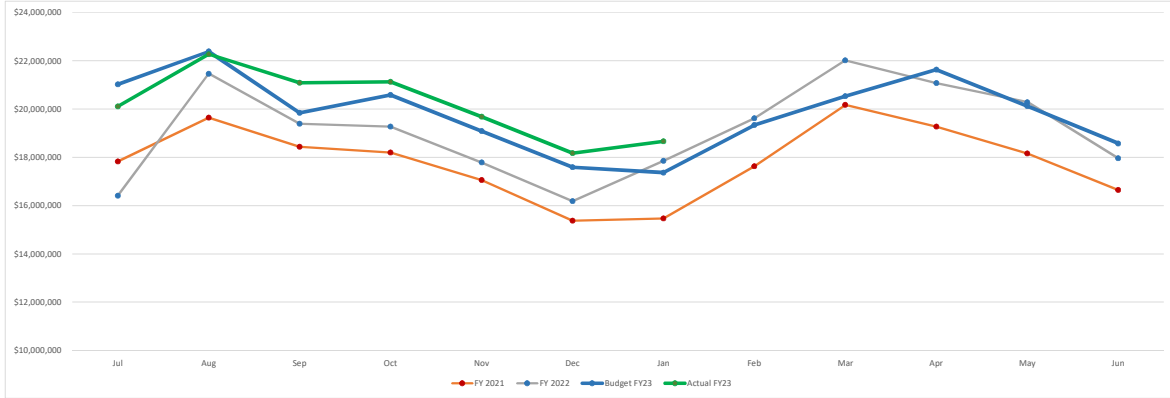


Prepared by:
Northeastern Local School District Treasurer's Office
Dale R Miller, CPA, Treasurer/CFO

937-325-7615

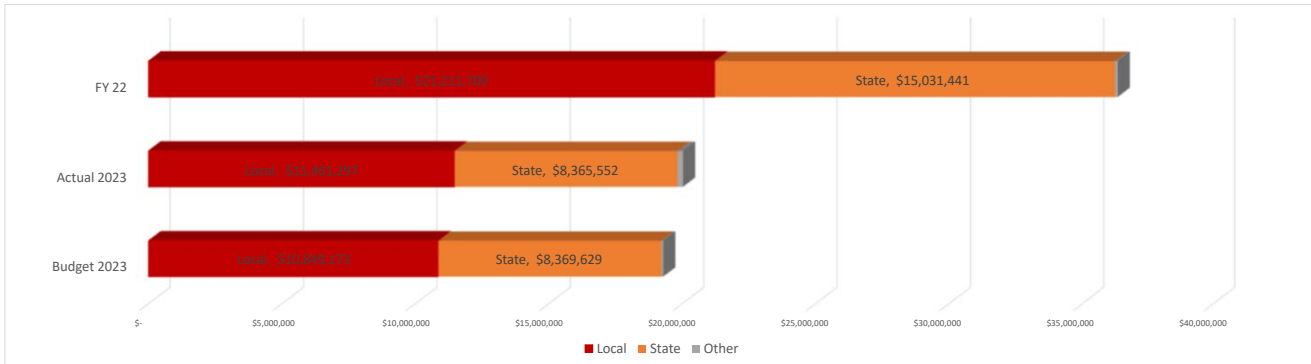
**Northeastern Local School District
General Fund & Related Fund Balances
Variance Report June 30, 2022**

	Jul	Aug	Sep	Oct	Nov	Dec	Jan	Feb	Mar	Apr	May	Jun
FY 2021	\$ 17,833,737	\$ 19,642,295	\$ 18,441,425	\$ 18,194,435	\$ 17,058,291	\$ 15,377,162	\$ 15,469,215	\$ 17,626,349	\$ 20,172,690	\$ 19,268,846	\$ 18,164,995	\$ 16,645,940
FY 2022	\$ 16,412,364	\$ 21,469,735	\$ 19,389,019	\$ 19,280,361	\$ 17,794,624	\$ 16,186,591	\$ 17,858,819	\$ 19,622,820	\$ 22,021,587	\$ 21,073,618	\$ 20,289,016	\$ 17,964,439
Budget FY23	\$ 21,030,209	\$ 22,385,888	\$ 19,843,160	\$ 20,587,250	\$ 19,086,411	\$ 17,585,575	\$ 17,369,087	\$ 19,335,377	\$ 20,529,778	\$ 21,629,600	\$ 20,128,761	\$ 18,577,926
Actual FY23	\$ 20,104,397	\$ 22,278,753	\$ 21,093,070	\$ 21,133,112	\$ 19,682,899	\$ 18,173,326	\$ 18,668,936	\$ 18,668,936	\$ 18,668,936	\$ 18,668,936	\$ 18,668,936	\$ 18,668,936



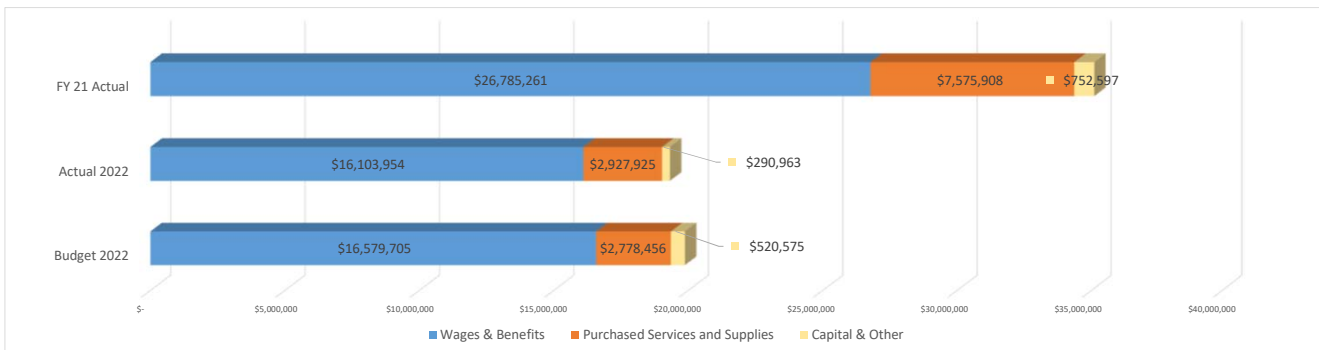
**Northeastern Local School District
General Fund & Related Fund Revenues
Variance Report June 30, 2022**

	Jul	Aug	Sep	Oct	Nov	Dec	Jan	Feb	Mar	Apr	May	Jun
FY 2021	\$ 5,194,217	\$ 9,568,488	\$ 11,964,072	\$ 14,705,155	\$ 15,965,971	\$ 17,052,623	\$ 19,702,896	\$ 24,459,635	\$ 30,053,768	\$ 32,675,817	\$ 34,824,488	\$ 36,346,600
FY 2022	\$ 2,652,528	\$ 10,175,588	\$ 11,221,882	\$ 13,669,624	\$ 14,679,243	\$ 15,682,818	\$ 19,869,726	\$ 23,968,155	\$ 29,303,450	\$ 31,625,291	\$ 33,381,455	\$ 34,266,586
Budget FY23	\$ 5,753,884	\$ 9,797,685	\$ 10,984,968	\$ 14,417,180	\$ 15,604,463	\$ 16,791,749	\$ 19,283,383	\$ 23,937,795	\$ 28,592,207	\$ 32,380,151	\$ 33,567,434	\$ 34,754,721
Actual FY23	\$ 5,213,669	\$ 9,834,379	\$ 11,861,204	\$ 14,703,581	\$ 15,821,683	\$ 16,934,915	\$ 20,027,338					



**Northeastern Local School District
General Fund & Related Fund Expenditures
Variance Report June 30, 2022**

	Jul	Aug	Sep	Oct	Nov	Dec	Jan	Feb	Mar	Apr	May	Jun
FY 2021	\$ 2,773,587	\$ 5,339,300	\$ 8,935,752	\$ 11,923,826	\$ 14,320,786	\$ 17,088,567	\$ 19,646,787	\$ 22,246,391	\$ 25,294,183	\$ 28,820,077	\$ 32,072,600	\$ 35,113,766
FY 2022	\$ 2,886,104	\$ 5,351,793	\$ 8,478,804	\$ 11,035,204	\$ 13,530,559	\$ 16,142,167	\$ 18,656,847	\$ 20,991,276	\$ 23,927,804	\$ 27,197,613	\$ 29,738,379	\$ 32,948,087
Budget FY23	\$ 2,688,115	\$ 5,376,237	\$ 9,106,248	\$ 11,794,370	\$ 14,482,492	\$ 17,170,614	\$ 19,878,736	\$ 22,566,858	\$ 26,026,869	\$ 28,714,991	\$ 31,403,113	\$ 34,141,235
Actual FY23	\$ 3,073,711	\$ 5,520,065	\$ 8,732,573	\$ 11,534,909	\$ 14,103,224	\$ 16,726,028	\$ 19,322,842					



Northeastern Local School District Spending Plan January 31, 2023

Forecast Line Number	Monthly Estimate	Monthly Actual	Monthly Difference	Fiscal Year To Date Estimate	Fiscal Year To Date Actual	Fiscal Year To Date Difference		
Revenues:								
01.010 General Property (Real Estate)	\$ -	\$ 531,200	\$ 531,200	▲	\$ 5,086,384	\$ 5,468,955	\$ 382,571	▲ 6.5%
01.020 Tangible Personal Property Tax	\$ -	\$ -	\$ -	-	\$ 626,652	\$ 616,961	\$ (9,691)	▼
01.030 Income Tax	\$ 1,304,351	\$ 1,356,606	\$ 52,255	▲	\$ 4,268,785	\$ 4,658,662	\$ 389,877	▲ 9.1%
01.035 Unrestricted Grants-in-Aid	\$ 997,651	\$ 1,090,741	\$ 93,090	▲	\$ 6,983,561	\$ 7,100,686	\$ 117,125	▲ 0.7%
01.040 Restricted Grants-in-Aid	\$ 63,641	\$ 54,107	\$ (9,534)	▼	\$ 445,490	\$ 379,178	\$ (66,312)	▼
01.045 Restricted Federal Grants-in-Aid - SF5F	\$ -	\$ -	\$ -	-	\$ -	\$ -	\$ -	-
01.050 Property Tax Allocation	\$ -	\$ -	\$ -	-	\$ 940,578	\$ 885,688	\$ (54,890)	▼
01.060 All Other Operating Revenue	\$ 123,908	\$ 59,770	\$ (64,138)	▼	\$ 867,352	\$ 716,718	\$ (150,634)	▼
01.070 Total Revenue	\$ 2,489,551	\$ 3,092,424	\$ 602,873	▲	\$ 19,218,802	\$ 19,826,848	\$ 608,046	▲ 3.2%
02.010 Proceeds from Sale of Notes	\$ -	\$ -	\$ -	-	\$ -	\$ -	\$ -	-
02.020 State Emergency Loans & Advancements (Approved)	\$ -	\$ -	\$ -	-	\$ -	\$ -	\$ -	-
02.040 Operating Transfers-In	\$ -	\$ -	\$ -	-	\$ -	\$ -	\$ -	-
02.050 Advances-In	\$ -	\$ -	\$ -	-	\$ 50,000	\$ 162,397	\$ 112,397	▲
02.060 All Other Financial Sources	\$ 2,083	\$ -	\$ (2,083)	▼	\$ 14,581	\$ 38,093	\$ 23,512	▲
02.070 Total Other Financing Sources	\$ 2,083	\$ -	\$ (2,083)	▼	\$ 64,581	\$ 200,490	\$ 135,909	▲
02.080 Total Revenues and Other Financing Sources	\$ 2,491,634	\$ 3,092,424	\$ 600,790	▲	\$ 19,283,383	\$ 20,027,338	\$ 743,955	▲ 3.9%
Expenditures:								
03.010 Personal Services	\$ 1,543,778	\$ 1,501,186	\$ (42,592)	▲	\$ 11,578,335	\$ 11,344,382	\$ (233,953)	▲ -2.9%
03.020 Employees' Retirement/Insurance Benefits	\$ 714,481	\$ 694,479	\$ (20,002)	▲	\$ 5,001,370	\$ 4,759,573	\$ (241,797)	▲
03.030 Purchased Services	\$ 295,494	\$ 280,959	\$ (14,535)	▲	\$ 2,068,456	\$ 1,762,914	\$ (305,542)	▲ -14.8%
03.040 Supplies and Materials	\$ 101,429	\$ 93,822	\$ (7,607)	▲	\$ 710,000	\$ 1,165,011	\$ 455,011	▲ 64.1%
03.050 Capital Outlay	\$ 20,000	\$ 3,293	\$ (16,708)	▲	\$ 290,000	\$ 39,714	\$ (250,286)	▲ -86.3%
03.060 Intergovernmental	\$ -	\$ -	\$ -	-	\$ -	\$ -	\$ -	-
04.010 Debt Service: All Principal (Historical)	\$ -	\$ -	\$ -	-	\$ -	\$ -	\$ -	-
04.020 Debt Service: Principal-Notes	\$ -	\$ -	\$ -	-	\$ -	\$ -	\$ -	-
04.030 Debt Service: Principal - State Loans	\$ -	\$ -	\$ -	-	\$ -	\$ -	\$ -	-
04.040 Debt Service: Principal - State Advancements	\$ -	\$ -	\$ -	-	\$ -	\$ -	\$ -	-
04.050 Debt Service: Principal - HB 264 Loans	\$ -	\$ -	\$ -	-	\$ -	\$ -	\$ -	-
04.055 Debt Service: Principal - Other	\$ -	\$ -	\$ -	-	\$ -	\$ -	\$ -	-
04.060 Debt Service: Interest and Fiscal Charges	\$ -	\$ -	\$ -	-	\$ -	\$ -	\$ -	-
04.300 Other Objects	\$ 32,940	\$ 23,076	\$ (9,864)	▲	\$ 230,575	\$ 251,249	\$ 20,674	▲
04.500 Total Expenditures	\$ 2,708,122	\$ 2,596,814	\$ (111,308)	▲	\$ 19,878,736	\$ 19,322,842	\$ (555,894)	▲ -2.8%
05.010 Operational Transfers - Out	\$ -	\$ -	\$ -	-	\$ -	\$ -	\$ -	-
05.020 Advances - Out	\$ -	\$ -	\$ -	-	\$ -	\$ -	\$ -	-
05.030 All Other Financing Uses	\$ -	\$ -	\$ -	-	\$ -	\$ -	\$ -	-
05.040 Total Other Financing Uses	\$ -	\$ -	\$ -	-	\$ -	\$ -	\$ -	-
05.050 Total Expenditure and Other Financing Uses	\$ 2,708,122	\$ 2,596,814	\$ (111,308)	▲	\$ 19,878,736	\$ 19,322,842	\$ (555,894)	▲
06.010 Excess Rev & Oth Financing Sources over(under) Ex	\$ (216,488)	\$ 495,609	\$ 712,097	▲	\$ (595,353)	\$ 704,496	\$ 1,299,849	▲
07.010 Cash Balance-July1 -Excluding Proposed Renew/Replace & New		\$ 18,173,326	\$ 18,173,326	▲		\$ 17,964,440	\$ 17,964,440	▲
07.020 Cash Balance June 30		\$ 18,668,936	\$ 18,885,424	▲		\$ 18,668,936	\$ 19,264,289	▲
08.010 Estimated Encumbrances June 30		\$ 2,528,670	\$ 2,528,670	▲		\$ 2,528,670	\$ 2,528,670	▲

Notes

Revenues

Line 1.01 Property Tax reflect the first advance of the March collection, nothing was budgeted in January.

Line 1.03 Income Tax is 9.1% over budget ¾ through the fiscal year. We are currently \$389,877 over budget.

Total Revenues is currently 3.2% over budget adjusted for the tax advance results in revenues \$76,846 higher than budgeted or 4/10% higher.

Expenditures

3.01 & 3.02 Wages and Benefits are 2.9% (\$475,751) under budget.

3.03 Purchased Services are now under budget and we will watch these as we progress though FY2023.. We will carefully watch the utility expenditure at the new Northeastern Pre-K 12 Building, NE utility appear to be significantly below budget through January. The expenditures for Instructional Purchase Services, Tuition for College Plus, and Repairs are the main factors of the purchased service under \$300,000 under budget.

3.04 Supplies are over budget for annual expenditures Edmentum, MVECA software, and Curriculum have expenditure higher than budget early in the school year carryover expenditures for the ELA curriculum accounts for most of the expenditures.

3.05 Capital Outlay –We are waiting on 4 buses, now expected in January? Now March?

Total Expenditures are \$555,894 under budget or 2.8%. We are starting to see the expenditures being impacted by the economy and we will need to carefully monitor the expenditures.

Summary – January Report continues to reflects a monthly report that is very similar to the five year forecast, we should add \$500,000 to our reserves. The administration will closely monitor the expenditures as we move forward.

NORTHEASTERN LOCAL SCHOOL DISTRICT

Fund Report

Code	Fund Description	FY Beginning Balance	MTD Actual Receipts	FYTD Actual Receipts	MTD Expended	FYTD Expended	Current Balance	FY Encumbrances	FYTD Unencumbered
001	GENERAL	\$ 17,964,439.51	\$ 3,092,423.70	\$ 20,027,338.42	\$ 2,596,814.27	\$ 19,322,842.05	\$ 18,668,935.88	\$ 2,528,669.50	\$ 16,140,266.38
002	BOND RETIREMENT	1,276,053.76	0.00	1,705,945.72	0.00	2,387,687.28	594,312.20	3,904,275.00	(3,309,962.80)
003	PERMANENT IMPROVEMENT	1,412,878.87	0.00	219,966.13	122,470.31	622,313.40	1,010,531.60	551,165.28	459,366.32
004	BUILDING	7,946,839.92	12,902.54	47,234.97	512,153.26	2,571,517.38	5,422,557.51	1,368,815.73	4,053,741.78
006	FOOD SERVICE	859,053.02	87,419.05	461,129.70	76,378.85	548,196.67	771,986.05	245,752.90	526,233.15
007	SPECIAL TRUST	28,684.91	0.00	2,000.00	2,050.00	2,050.00	28,634.91	4,050.00	24,584.91
008	ENDOWMENT	10,068.70	0.00	0.00	0.00	0.00	10,068.70	0.00	10,068.70
010	CLASSROOM FACILITIES	24,337,965.07	45,167.45	6,692,839.26	1,599,751.15	16,022,065.08	15,008,739.25	8,807,495.76	6,201,243.49
018	PUBLIC SCHOOL SUPPORT	77,251.55	8,719.56	26,246.45	931.62	28,471.91	75,026.09	2,689.20	72,336.89
019	OTHER GRANT	26,661.09	5,611.64	12,160.64	3,940.82	9,586.68	29,235.05	4,427.36	24,807.69
020	SPECIAL ENTERPRISE FUND	190,691.19	13,311.75	67,940.96	9,842.16	68,160.57	190,471.58	6,053.42	184,418.16
022	DISTRICT CUSTODIAL	0.00	220.00	2,035.00	0.00	1,295.00	740.00	1,725.50	(985.50)
027	WORKMANS COMPENSATION-SELF INS	324,228.71	1,309.02	1,309.02	0.00	82,754.00	242,783.73	90,806.00	151,977.73
031	UNDERGROUND STORAGE TANK FUND	11,000.00	0.00	0.00	0.00	0.00	11,000.00	0.00	11,000.00
034	CLASSROOM FACILITIES MAINT.	945,231.26	18.94	119,291.76	0.00	1,683.02	1,062,840.00	0.00	1,062,840.00
200	STUDENT MANAGED ACTIVITY	184,265.02	4,141.36	91,741.14	4,077.81	76,847.54	199,158.62	33,422.88	165,735.74
300	DISTRICT MANAGED ACTIVITY	38,246.49	33,370.92	258,537.40	22,227.61	184,799.30	111,984.59	156,305.82	(44,321.23)
401	AUXILIARY SERVICES	27,806.04	27.34	154,880.85	22,529.97	160,640.73	22,046.16	139.83	21,906.33
451	DATA COMMUNICATION FUND	50,400.00	0.00	5,400.00	0.00	0.00	55,800.00	0.00	55,800.00
467	STUDENT WELLNESS AND SUCCESS FUND	526,506.12	0.00	0.00	0.00	0.00	526,506.12	0.00	526,506.12
499	MISCELLANEOUS STATE GRANT FUND	14,492.00	0.00	0.00	0.00	0.00	14,492.00	6,875.00	7,617.00
507	ELEMENTARY AND SECONDARY SCHOOL EMERGENCY RELIEF FUND	0.00	43,681.01	380,326.54	42,549.14	422,875.68	(42,549.14)	0.00	(42,549.14)
516	IDEA PART B GRANTS	0.00	84,762.72	476,157.06	66,127.16	543,471.46	(67,314.40)	740.00	(68,054.40)
536	TITLE I SCHOOL IMPROVEMENT A	0.00	0.00	14,838.00	0.00	7,944.00	6,894.00	0.00	6,894.00

NORTHEASTERN LOCAL SCHOOL DISTRICT

Fund Report

Code	Fund Description	FY Beginning Balance	MTD Actual Receipts	FYTD Actual Receipts	MTD Expended	FYTD Expended	Current Balance	FY Encumbrances	FYTD Unencumbered
572	TITLE I DISADVANTAGED CHILDREN	\$ 0.00	\$ 31,220.20	\$ 212,425.00	\$ 27,655.72	\$ 238,556.26	\$ (26,131.26)	\$ 1,185.19	\$ (27,316.45)
584	Title IV-Student Support	0.00	0.00	22,815.45	0.00	26,482.20	(3,666.75)	0.00	(3,666.75)
587	IDEA PRESCHOOL- HANDICAPPED	0.00	0.00	24,698.14	0.00	26,293.46	(1,595.32)	0.00	(1,595.32)
590	IMPROVING TEACHER QUALITY	0.00	8,419.46	49,669.01	8,539.60	58,749.96	(9,080.95)	0.00	(9,080.95)
Grand Total		\$ 56,252,763.23	\$ 3,472,726.66	\$ 31,076,926.62	\$ 5,118,039.45	\$ 43,415,283.63	\$ 43,914,406.22	\$ 17,714,594.37	\$ 26,199,811.85

Northeastern Local School District
General Accounts Reconciliation
For Month Ended January 2023

Bank Balance per Statement	\$	227,106.94
Money Market Account	\$	13,146.61
PaySchool Account	\$	34,599.92
Fern Tingley Trust Certificate of Deposit	\$	10,000.00
Star Ohio	\$	3,001,934.11
Star Ohio Building- Debt	\$	1,617,165.15
RedTree Investment	\$	20,702,067.67
RedTree Building	\$	18,047,835.75
Park State Building	\$	418,965.77
Total Reconciling Items	\$	<u>(158,415.70)</u>
	\$	<u>43,914,406.22</u>

Cash Balance - General Fund	\$	18,668,935.88
Cash Balance - Debt Service (002)	\$	594,312.20
Cash Balance Building Funds (004 & 010)	\$	20,431,296.76
Cash Balance - Permanent Improvement (003)	\$	1,010,531.60
Cash Balance - Other	\$	<u>3,209,329.78</u>
	\$	<u>43,914,406.22</u>

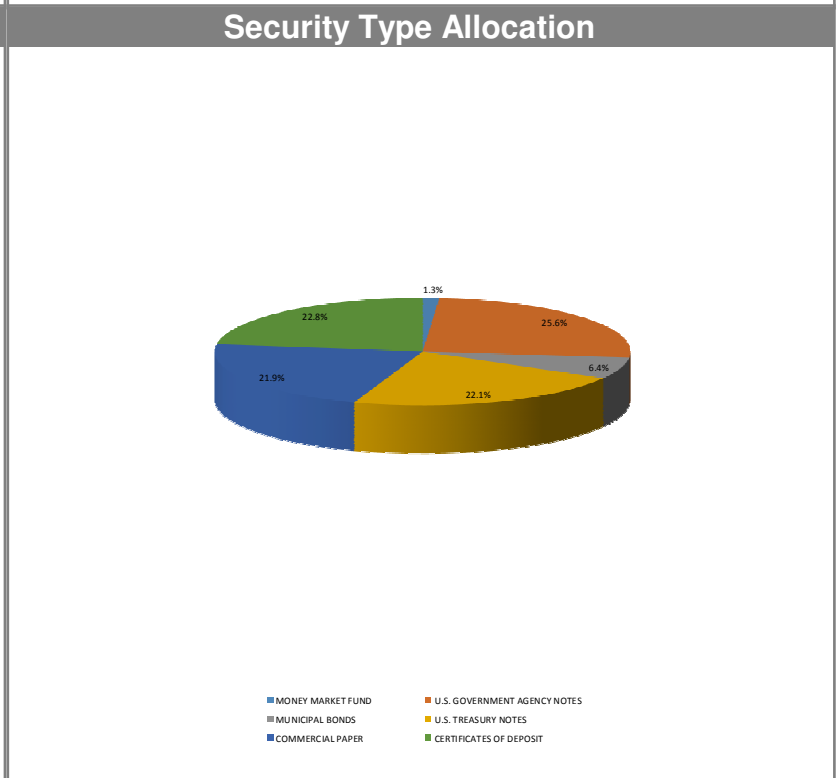
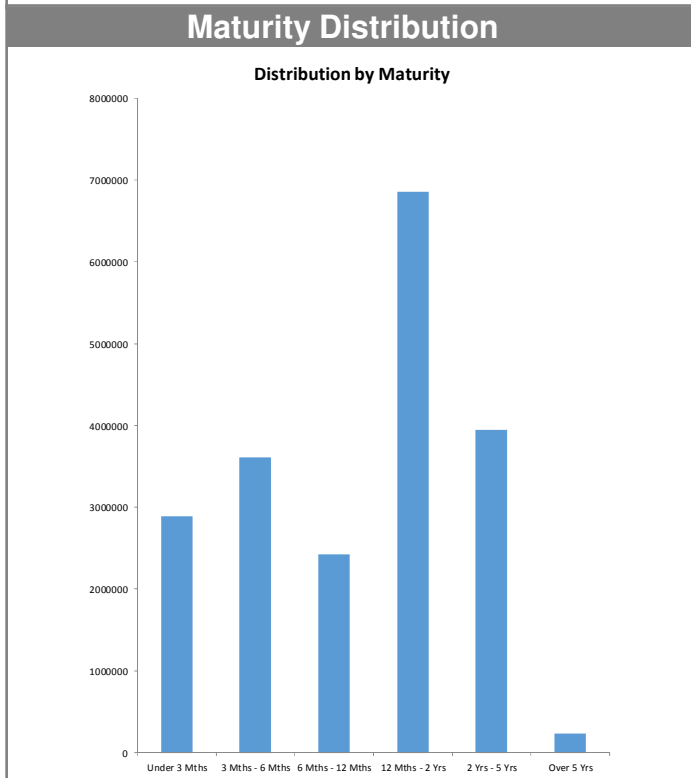
Northeastern Local School District
Revenue & Expenditure Report (Northeastern and Kenton Ridge Pre-K -12 Buildings
As of 1/31/2023

	Budget	Budget GMP	Fiscal Years 2018-2022	Month	Fiscal Year to Date	Project to Date
Revenue:						
Local Money (Debt)	\$ 61,452,457	\$ 61,452,457	\$ 61,452,457			\$ 61,452,457
Local Funded (Debt)	\$ 17,882,543	\$ 17,882,543	\$ 17,882,543			\$ 17,882,543
Debt Total	\$ 79,335,000	\$ 79,335,000	\$ 79,335,000			\$ 79,335,000
State Funding	\$ 40,968,961	\$ 40,968,961	\$ 30,360,259	\$ -	\$ 6,523,857	\$ 36,884,116
Interest						\$ -
Fund 004			\$ 788,156	\$ 12,903	\$ 47,236	\$ 835,392
Fund 010 Local			\$ 2,778,064	\$ 20,416	\$ 122,515	\$ 2,900,579
Fund 010 State			\$ 40,553	\$ 24,751	\$ 46,467	\$ 87,020
Other Debt Premium	\$ -	\$ -	\$ 867,674	\$ -	\$ -	\$ 867,674
Total Revenues & Resources	\$ 120,303,961	\$ 120,303,961	\$ 114,169,706	\$ 58,070	\$ 6,740,075	\$ 120,909,781
By Fund						
Fund 004			\$ 18,670,699	\$ 12,903	\$ 47,236	\$ 18,717,935
Fund 010			\$ 95,499,007	\$ 45,167	\$ 6,692,839	\$ 102,191,846
						\$ 120,909,781
Expenditures:						
Building						
Northeastern PK-12	\$ 41,666,465	\$ 41,925,237	\$ 36,680,086	\$ 236,482	\$ 4,027,865	\$ 40,707,951
Kenton Ridge PK12	\$ 57,367,196	\$ 58,523,273	\$ 34,954,557	\$ 1,735,513	\$ 13,874,474	\$ 48,829,031
Architect & Professional Service		\$ 7,946,045	\$ 6,942,096	\$ 139,910	\$ 690,965	\$ 7,633,061
CMR -PreCon and Early Site		\$ 3,512,983	\$ 1,063,444		\$ -	\$ 1,063,444
Land		\$ 1,069,869	\$ 1,069,869		\$ -	\$ 1,069,869
Other cost	\$ 17,882,543	\$ 828,804	\$ 72,530	\$ -	\$ -	\$ 72,530
Abate and Demo	\$ 3,388,742	\$ 3,388,742				
Debt Payment from Sale			\$ 866,624			\$ 866,624
To Contingency	\$ -	\$ 964,678	\$ 235,696	\$ -	\$ -	\$ 235,696
	\$ 120,304,946	\$ 118,159,631	\$ 81,884,902	\$ 2,111,905	\$ 18,593,304	\$ 100,478,206
By Fund						
Fund 004			\$ 10,726,445	\$ 512,154	\$ 2,571,518	\$ 13,297,963
Fund 010			\$ 71,161,043	\$ 1,599,751	\$ 16,022,065	\$ 87,183,108
				\$ 2,111,905	\$ 18,593,583	\$ 5,419,972

Special Project Summary						
Fund Balance						
a	Fund 004		\$ 7,946,839		\$ 5,422,557	
	Less Encumbered	Wengers	Music Rooms		\$ 481,412	
		Stan Assoc	Balance Bldg		\$ 1,452	
		Shook	Construction		\$ 773,803	
		Ruetschle	Architect		\$ 56,385	
		Kleinger	Traffic Engineer		\$ 5,265	
		Equipment Guy	Weight Room		\$ 50,499	
b	Total Encumbered				\$ 1,368,816	
c	LFO (Tracks KR \$7K, NE \$3K, BOE \$3K)				\$ 1,290,000	
	a minus b-minus c	Special Project Available			\$ 2,763,741	
Fund 010						
a	Fund 010				\$ 15,008,739	
	Less Encumbered	Shook	Construction		\$ 8,146,077	
		Ruetschle	Architect		\$ 602,837	
		MVECA	Phone System		\$ 39,296	
		Stan Assoc	Balance Bldg		\$ 19,285	
					\$ 2,826,176	
b	Total Encumbered				\$ 11,633,671	
c	Less State				\$ (3,522,998)	
	Special Project Available				\$ (147,930)	
	Total Special Projects & LFO				\$ 3,905,811	

Monthly Investment Summary
Northeastern Local School District
US Bank Custodian Acct Ending x70762
 January 31, 2023

Monthly Cash Flow Activity		Market Value Summary				
From 12-31-22 through 01-31-23						
Beginning Book Value	20,673,371.82	Security Type	Market Value	Pct. Assets	Avg Yield at Cost	Wght Avg Mat
Contributions	0.00	Money Market Fund				
Withdrawals	0.00	MONEY MARKET FUND	256,430.64	1.3	4.20	0.00
Prior Month Management Fees	-1,540.09	Fixed Income				
Realized Gains/Losses	-1,560.60	MUNICIPAL BONDS	1,296,130.95	6.4	0.97	3.21
Gross Interest Earnings	31,796.54	U.S. GOVERNMENT AGENCY NOTES	5,146,342.76	25.5	1.34	1.94
Ending Book Value	20,702,067.67	U.S. TREASURY NOTES	4,441,452.66	22.0	1.80	0.94
		Accrued Interest	43,270.39	0.2		
		Commercial Paper				
		COMMERCIAL PAPER	4,413,218.43	21.8	4.35	0.28
		Certificate of Deposit				
		CERTIFICATES OF DEPOSIT	4,584,802.02	22.7	3.00	1.47
		Accrued Interest	28,633.01	0.1		
		TOTAL PORTFOLIO	20,210,280.86	100.0	2.49	1.31



Disclosures:

RedTree's internal accounting system is used as the source of the market value of this account. Although obtained from a source believed to be reliable, we cannot guarantee its accuracy. You should review all account statements provided by the custodian and compare with the statements provided by RedTree.

Portfolio Holdings Report
Northeastern Local School District
US Bank Custodian Acct Ending x70762
 January 31, 2023

Quantity	Cusip	Security Description	Moody's	S&P	Cost Basis	Market Value	Yield at Cost	Wtd Maturity	Purchase Date
U.S. GOVERNMENT AGENCY NOTES									
250,000	3130ANDP2	Federal Home Ln Bank 0.250% Due 08-18-23	Aaa	AA+	250,000.00	243,631.50	0.25	0.54	08-18-21
305,000	3133EMHL9	Federal Farm Credit Bank 0.310% Due 11-30-23	Aaa	AA+	304,673.65	293,652.29	0.36	0.81	10-06-21
410,000	3133EMJQ6	Federal Farm Credit Bank 0.280% Due 12-08-23	Aaa	AA+	410,205.00	394,243.75	0.26	0.83	06-16-21
500,000	3130A0XE5	Federal Home Ln Bank 3.250% Due 03-08-24	Aaa	AA+	499,225.00	491,800.22	3.35	1.06	08-17-22
350,000	3130ALKS2	Federal Home Ln Bank 0.375% Due 03-15-24	Aaa	AA+	349,597.50	333,312.42	0.42	1.10	10-04-21
310,000	3130AMFP2	Federal Home Ln Bank 0.500% Due 08-27-24	Aaa	AA+	310,000.00	290,759.28	0.50	1.53	05-27-21
250,000	3130AKDS2	Federal Home Ln Bank 0.390% Due 10-28-24	Aaa	AA+	250,242.50	232,742.32	0.36	1.70	02-19-21
250,000	3130AMNR9	Federal Home Ln Bank 0.625% Due 11-27-24	Aaa	AA+	250,000.00	233,209.68	0.63	1.78	05-28-21
500,000	3130AP6F7	Federal Home Ln Bank 0.600% Due 01-07-25	Aaa	AA+	500,000.00	464,407.45	0.60	1.88	10-07-21
450,000	3133EMER9	Federal Farm Credit Bank 0.470% Due 01-27-25	Aaa	AA+	449,482.50	416,226.17	0.50	1.94	10-29-20
500,000	3134GWUG9	Federal Home Ln Mtg 0.570% Due 09-24-25	Aaa	AA+	500,000.00	454,827.47	0.57	2.57	09-24-20
235,000	3134GXHD9	Federal Home Ln Mtg 0.700% Due 12-23-25	Aaa	AA+	235,000.00	213,123.60	0.70	2.81	12-23-20
300,000	3133ENXS4	Federal Farm Credit Bank 3.375% Due 05-26-26	Aaa	AA+	300,000.00	289,936.12	3.37	3.08	05-26-22
250,000	3133ENF96	Federal Farm Credit Bank 3.960% Due 08-17-26	Aaa	AA+	250,000.00	244,186.42	3.96	3.21	08-17-22
200,000	3130ANMH0	Federal Home Ln Bank 1.100% Due 08-20-26	Aaa	AA+	200,000.00	179,960.27	1.10	3.40	08-20-21
120,000	3130ANNP1	Federal Home Ln Bank 1.100% Due 08-24-26	Aaa	AA+	120,000.00	107,947.31	1.10	3.41	08-30-21
265,000	3130AT3P0	Federal Home Ln Bank 5.000% Due 09-14-27	Aaa	AA+	265,000.00	262,376.47	5.00	4.01	09-28-22
	Accrued Interest					22,191.09			
					5,443,426.15	5,168,533.85	1.34	1.94	
MUNICIPAL BONDS									
145,000	071149FM5	Bath LSD, OH GO 1.000% Due 12-01-23	A1	AA	147,784.00	142,347.95	0.40	0.82	09-10-20
155,000	733845MS7	Port Clinton CSD, OH GO 0.000% Due 12-01-23		AA+	150,195.00	149,475.80	0.99	0.81	09-02-20
100,000	564283YW3	City of Mansfield, OH GO 5.000% Due 12-01-24	A2	AA	117,917.00	104,278.00	0.58	1.74	10-22-20
200,000	51280UCN5	Lakota LSD, OH GO 2.392% Due 12-01-26	Aa1	AA+	214,912.00	187,136.00	1.00	3.59	05-24-21
290,000	927620CV4	Violet Township, OH GO 0.989% Due 12-01-26	Aa2		290,000.00	255,275.40	0.99	3.68	08-25-21
100,000	915489B56	City of Upper Arlington, OH GO 1.098% Due 12-01-27		AAA	99,461.00	86,340.00	1.18	4.60	06-11-21
145,000	774829JC0	Rocky River CSD, OH GO 4.000% Due 12-01-27	Aa2		169,586.20	142,797.45	1.19	4.32	08-18-21
265,000	199492P86	City of Columbus, OH GO 1.215% Due 04-01-28	Aaa	AAA	265,000.00	228,480.35	1.21	4.89	02-17-21
	Accrued Interest					4,573.27			
					1,454,855.20	1,300,704.22	0.97	3.21	

Disclosures:

RedTree's internal accounting system is used as the source of the market value of this account. Although obtained from a source believed to be reliable, we cannot guarantee its accuracy. You should review all account statements provided by the custodian and compare with the statements provided by RedTree.

Questions? Call 888.596.2293 or email info@redtreeinv.com

Portfolio Holdings Report
Northeastern Local School District
US Bank Custodian Acct Ending x70762
 January 31, 2023

Quantity	Cusip	Security Description	Moody's	S&P	Cost Basis	Market Value	Yield at Cost	Wtd Maturity	Purchase Date
U.S. TREASURY NOTES									
640,000	91282CBX8	US Treasury Note 0.125% Due 04-30-23	Aaa	AA+	638,150.00	632,885.76	0.32	0.24	10-25-21
725,000	91282CCK5	US Treasury Note 0.125% Due 06-30-23	Aaa	AA+	722,875.97	711,406.25	0.27	0.41	06-30-21
500,000	91282CCN9	US Treasury Note 0.125% Due 07-31-23	Aaa	AA+	498,906.25	488,769.50	0.24	0.49	08-12-21
250,000	91282CDA6	US Treasury Note 0.250% Due 09-30-23	Aaa	AA+	249,718.08	242,666.00	0.31	0.65	09-30-21
475,000	9128285U0	US Treasury Note 2.625% Due 12-31-23	Aaa	AA+	471,845.71	465,926.55	3.08	0.89	06-30-22
500,000	91282CEG2	US Treasury Note 2.250% Due 03-31-24	Aaa	AA+	493,457.03	486,094.00	3.02	1.12	06-28-22
500,000	91282CEK3	US Treasury Note 2.500% Due 04-30-24	Aaa	AA+	493,398.44	486,933.50	3.30	1.20	08-12-22
400,000	91282CFG1	US Treasury Note 3.250% Due 08-31-24	Aaa	AA+	399,218.75	392,624.80	3.35	1.50	08-31-22
250,000	9128283V0	US Treasury Note 2.500% Due 01-31-25	Aaa	AA+	246,875.00	241,787.00	3.00	1.92	06-13-22
300,000	9128285J5	US Treasury Note 3.000% Due 10-31-25	Aaa	AA+	300,000.00	292,359.30	3.00	2.58	06-10-22
	Accrued Interest					16,506.03			
					4,514,445.23	4,457,958.69	1.80	0.94	
CERTIFICATES OF DEPOSIT									
249,000	20033AS23	Comenity Capital Bank, UT 2.850% Due 03-15-23			248,564.25	248,566.24	2.91	0.12	03-18-19
246,000	61760AYK9	Morgan Stanley Private Bank, NY 2.700% Due 04-11-23			245,803.20	245,169.75	2.72	0.19	04-23-19
249,000	06426KBC1	Bank of New England, NH 2.550% Due 05-23-23			248,526.90	247,450.22	2.61	0.30	05-23-19
246,000	38148P5F0	Goldman Sachs Bank USA, NY 3.050% Due 02-20-24			245,692.50	241,748.14	3.08	1.01	02-20-19
246,000	856285PG0	State Bank of India, NY 3.150% Due 02-28-24			245,508.00	241,915.17	3.20	1.03	03-01-19
249,000	538036KC7	Live Oak Banking Co, NC 1.650% Due 03-06-24			248,502.00	240,759.84	1.71	1.06	03-06-20
249,000	90348JJQ4	UBS Bank USA, UT 2.900% Due 04-03-24			248,352.60	243,777.97	2.97	1.13	04-03-19
249,000	58404DKK6	Medallion Bank, UT 0.350% Due 05-21-24			248,875.50	235,190.96	0.37	1.27	05-24-21
246,000	14042RLP4	Capital One, NA, Mclean, VA 2.650% Due 05-22-24			244,856.10	239,573.99	2.75	1.25	05-24-19
246,000	254673J72	Discover Bank, DE 3.100% Due 06-28-24			245,754.00	240,604.48	3.15	1.35	06-28-22
246,000	02589AD41	American Express Nat'l Bank, UT 3.300% Due 07-01-24			245,754.00	241,243.59	3.35	1.36	06-29-22
245,000	02007GUN1	Ally Bank, UT 3.150% Due 07-08-24			244,632.50	239,700.89	3.23	1.38	07-07-22
245,000	795451BP7	Sallie Mae Bank, UT 3.300% Due 07-08-24			244,755.00	240,206.33	3.34	1.38	07-07-22
247,000	14042TBQ9	Capital One Bank USA, Glen Allen, VA 2.250% Due 08-07-24			246,506.00	238,169.75	2.29	1.45	08-07-19
246,000	05580AP24	BMW Bank of North America, UT 3.250% Due 08-12-24			245,754.00	240,727.48	3.30	1.45	08-12-22
245,000	87164YN67	Synchrony Bank, UT 3.350% Due 07-01-25			244,632.50	237,678.42	3.40	2.28	07-01-22

Disclosures:

RedTree's internal accounting system is used as the source of the market value of this account. Although obtained from a source believed to be reliable, we cannot guarantee its accuracy. You should review all account statements provided by the custodian and compare with the statements provided by RedTree.

Questions? Call 888.596.2293 or email info@redtreeinv.com

Portfolio Holdings Report
Northeastern Local School District
US Bank Custodian Acct Ending x70762
 January 31, 2023

Quantity	Cusip	Security Description	Moody's	S&P	Cost Basis	Market Value	Yield at Cost	Wtd Maturity	Purchase Date
244,000	319477AN5	First-Citizens B&T, NC 4.700% Due 10-28-25			243,634.00	244,240.10	4.75	2.51	10-28-22
249,000	34520LAX1	Forbright Bank, MD 4.100% Due 12-15-26			248,502.00	244,532.19	4.19	3.50	12-15-22
245,000	89235MNW7	Toyota Financial Savings Bank, NV 3.450% Due 08-18-27			244,387.50	233,546.49	3.50	4.08	08-18-22
	Accrued Interest					28,633.01			
					4,678,992.55	4,613,435.03	3.00	1.47	
COMMERCIAL PAPER									
250,000	17327BQ81	Citigroup 0.000% Due 03-08-23	P-1	A-1	244,756.67	248,828.50	3.71	0.10	08-12-22
250,000	13608BQD9	Canadian Imp Holdings 0.000% Due 03-13-23	P-1	A-1	243,887.50	248,720.50	3.34	0.11	06-16-22
250,000	78015DQD5	Royal Bank of Canada (RBC) 0.000% Due 03-13-23	P-1	A-1+	243,962.50	248,709.75	3.30	0.11	06-16-22
250,000	62479MQL0	MUFG Bank 0.000% Due 03-20-23	P-1	A-1	244,162.78	248,491.50	3.24	0.13	06-27-22
250,000	89119BQN9	TD USA 0.000% Due 03-22-23	P-1	A-1+	243,970.00	248,433.25	3.32	0.14	06-27-22
265,000	89119BR65	TD USA 0.000% Due 04-06-23	P-1	A-1+	259,589.58	262,829.91	5.00	0.18	11-07-22
260,000	63873KRQ2	Natixis NY 0.000% Due 04-24-23	P-1	A-1	253,103.14	257,192.78	3.65	0.23	07-29-22
250,000	17327BS89	Citigroup 0.000% Due 05-08-23	P-1	A-1	242,994.79	246,781.25	3.86	0.27	08-12-22
400,000	46590ESA7	JP Morgan 0.000% Due 05-10-23	P-1	A-1	389,041.78	394,808.00	3.78	0.27	08-15-22
250,000	78015DTL4	Royal Bank of Canada (RBC) 0.000% Due 06-20-23	P-1	A-1+	241,680.42	245,325.50	5.04	0.38	10-17-22
565,000	89233HTP9	Toyota Motor Credit 0.000% Due 06-23-23	P-1	A-1+	546,085.68	554,206.80	5.15	0.39	10-24-22
170,000	89233HTU8	Toyota Motor Credit 0.000% Due 06-28-23	P-1	A-1+	166,065.59	166,630.60	5.05	0.40	01-10-23
440,000	89233HTV6	Toyota Motor Credit 0.000% Due 06-29-23	P-1	A-1+	430,790.80	431,214.96	4.93	0.41	01-24-23
250,000	78013WU65	Royal Bank of Canada (RBC) 0.000% Due 07-06-23	P-1	A-1+	243,194.45	244,741.50	5.14	0.42	12-22-22
250,000	06054PUK0	Bank of America 0.000% Due 07-19-23		A-1	240,322.22	244,200.00	5.41	0.46	10-24-22
125,000	89233HUM4	Toyota Motor Credit 0.000% Due 07-21-23	P-1	A-1+	120,310.00	122,103.62	5.24	0.46	10-26-22
					4,353,917.90	4,413,218.43	4.35	0.28	
MONEY MARKET FUND									
	USBMMF	First American Treasury Obligations Fund			256,430.64	256,430.64	4.20		
TOTAL PORTFOLIO					20,702,067.67	20,210,280.86	2.49	1.31	

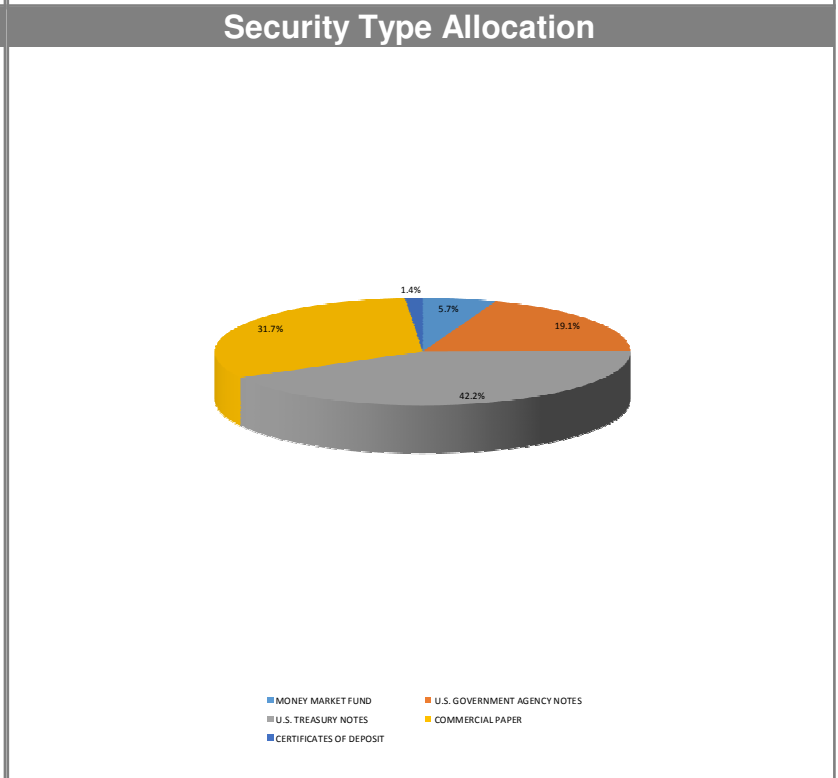
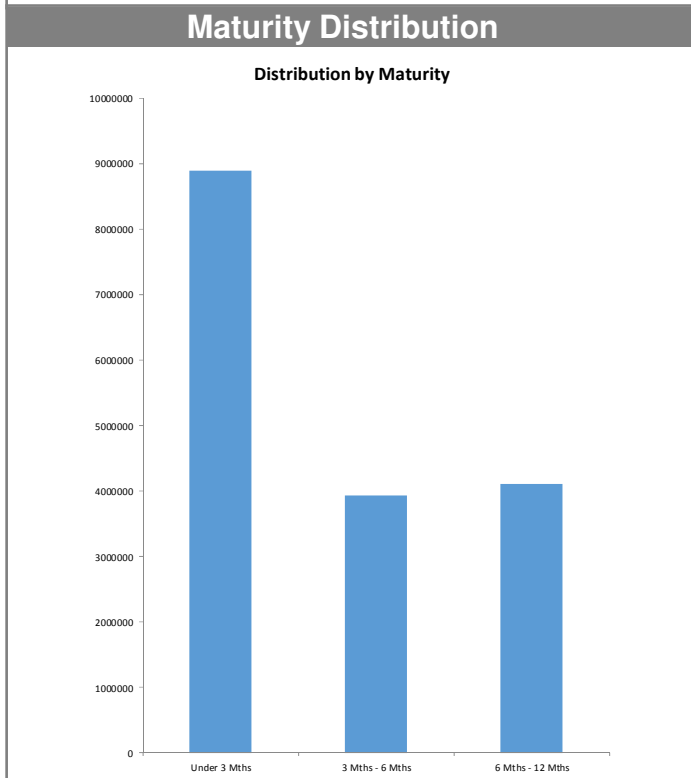
Disclosures:

RedTree's internal accounting system is used as the source of the market value of this account. Although obtained from a source believed to be reliable, we cannot guarantee its accuracy. You should review all account statements provided by the custodian and compare with the statements provided by RedTree.

Questions? Call 888.596.2293 or email info@redtreeinv.com

Monthly Investment Summary
Northeastern Local School District - 2018 Bond Proceeds
US Bank Custodian Acct Ending x99845
 January 31, 2023

Monthly Cash Flow Activity		Market Value Summary				
From 12-31-22 through 01-31-23						
Beginning Book Value	21,771,786.52	Security Type	Market Value	Pct. Assets	Avg Yield at Cost	Wght Avg Mat
Contributions	0.00	Money Market Fund				
Withdrawals	-3,780,000.00	MONEY MARKET FUND	1,024,277.76	5.7	4.20	0.00
Prior Month Management Fees	-1,659.75	Fixed Income				
Realized Gains/Losses	0.00	U.S. GOVERNMENT AGENCY NOTES	3,428,362.96	19.1	0.26	0.44
Gross Interest Earnings	57,708.98	U.S. TREASURY NOTES	7,566,589.83	42.1	0.41	0.31
Ending Book Value	18,047,835.75	Accrued Interest	8,328.28	0.0		
		Commercial Paper				
		COMMERCIAL PAPER	5,682,121.50	31.6	4.53	0.24
		Certificate of Deposit				
		CERTIFICATES OF DEPOSIT	245,795.87	1.4	0.23	0.29
		Accrued Interest	100.96	0.0		
		TOTAL PORTFOLIO	17,955,577.16	100.0	1.90	0.30



Disclosures:

RedTree's internal accounting system is used as the source of the market value of this account. Although obtained from a source believed to be reliable, we cannot guarantee its accuracy. You should review all account statements provided by the custodian and compare with the statements provided by RedTree.

Portfolio Holdings Report
Northeastern Local School District - 2018 Bond Proceeds
US Bank Custodian Acct Ending x99845
 January 31, 2023

Quantity	Cusip	Security Description	Moody's	S&P	Cost Basis	Market Value	Yield at Cost	Wtd Maturity	Purchase Date
U.S. GOVERNMENT AGENCY NOTES									
1,000,000	3133EMSS2	Federal Farm Credit Bank 0.125% Due 03-09-23	Aaa	AA+	999,180.00	995,612.52	0.17	0.11	05-13-21
1,500,000	3133EL3E2	Federal Farm Credit Bank 0.320% Due 08-10-23	Aaa	AA+	1,500,052.50	1,463,794.02	0.32	0.51	09-16-21
1,000,000	3133EMBQ4	Federal Farm Credit Bank 0.270% Due 10-05-23	Aaa	AA+	999,900.00	968,956.42	0.27	0.66	09-08-21
	Accrued Interest					3,643.06			
					3,499,132.50	3,432,006.02	0.26	0.44	
U.S. TREASURY NOTES									
1,000,000	91282CBN0	US Treasury Note 0.125% Due 02-28-23	Aaa	AA+	998,750.00	996,678.00	0.20	0.08	06-22-21
950,000	91282CBU4	US Treasury Note 0.125% Due 03-31-23	Aaa	AA+	948,589.85	943,212.25	0.21	0.16	06-22-21
1,000,000	91282CBU4	US Treasury Note 0.125% Due 03-31-23	Aaa	AA+	998,906.25	992,855.00	0.20	0.16	09-30-21
1,500,000	91282CBX8	US Treasury Note 0.125% Due 04-30-23	Aaa	AA+	1,497,246.09	1,483,326.00	0.23	0.24	06-30-21
1,000,000	91282CCD1	US Treasury Note 0.125% Due 05-31-23	Aaa	AA+	999,101.56	985,156.00	0.17	0.32	08-06-21
500,000	9128284U1	US Treasury Note 2.625% Due 06-30-23	Aaa	AA+	497,871.10	495,820.50	3.05	0.41	06-17-22
1,720,000	91282CDA6	US Treasury Note 0.250% Due 09-30-23	Aaa	AA+	1,718,060.41	1,669,542.08	0.31	0.65	09-30-21
	Accrued Interest					4,685.23			
					7,658,525.26	7,571,275.06	0.41	0.31	
CERTIFICATES OF DEPOSIT									
249,000	27004PBQ5	Eaglemark Savings Bank, NV 0.200% Due 05-19-23			248,875.50	245,795.87	0.23	0.29	05-19-21
	Accrued Interest					100.96			
					248,875.50	245,896.83	0.23	0.29	
COMMERCIAL PAPER									
1,000,000	46640QPQ8	JP Morgan 0.000% Due 02-24-23	P-1	A-1	984,445.00	996,967.00	4.66	0.07	10-25-22
500,000	62479MQL0	MUFG Bank 0.000% Due 03-20-23	P-1	A-1	488,325.56	496,983.00	3.24	0.13	06-27-22
500,000	89119BQN9	TD USA 0.000% Due 03-22-23	P-1	A-1+	487,940.00	496,866.50	3.32	0.14	06-27-22
500,000	62479MQV8	MUFG Bank 0.000% Due 03-29-23	P-1	A-1	494,237.50	496,370.00	4.66	0.16	12-29-22
1,000,000	17327BRJ6	Citigroup 0.000% Due 04-18-23	P-1	A-1	975,600.00	989,855.00	5.00	0.21	10-20-22
750,000	17327BTD7	Citigroup 0.000% Due 06-13-23	P-1	A-1	727,331.25	736,336.50	4.16	0.36	09-16-22
500,000	89119BTV8	TD USA 0.000% Due 06-29-23	P-1	A-1+	482,828.75	490,126.50	5.31	0.41	10-31-22
1,000,000	60689GUA2	Mizuho Securities 0.000% Due 07-10-23	P-1	A-1	976,316.67	978,617.00	5.02	0.43	01-17-23
					5,617,024.73	5,682,121.50	4.53	0.24	
MONEY MARKET FUND									
	USBMMF	First American Treasury Obligations Fund			1,024,277.76	1,024,277.76	4.20		
TOTAL PORTFOLIO					18,047,835.75	17,955,577.16	1.90	0.30	

Disclosures:

RedTree's internal accounting system is used as the source of the market value of this account. Although obtained from a source believed to be reliable, we cannot guarantee its accuracy. You should review all account statements provided by the custodian and compare with the statements provided by RedTree.

Questions? Call 888.596.2293 or email info@redtreeinv.com