

SCHOOL FUNDING 101

PRESENTED BY THE OLENTANGY
SCHOOL ADVOCACY COMMITTEE



OLENTANGY SCHOOLSSM
Flourish Here.

WELCOME

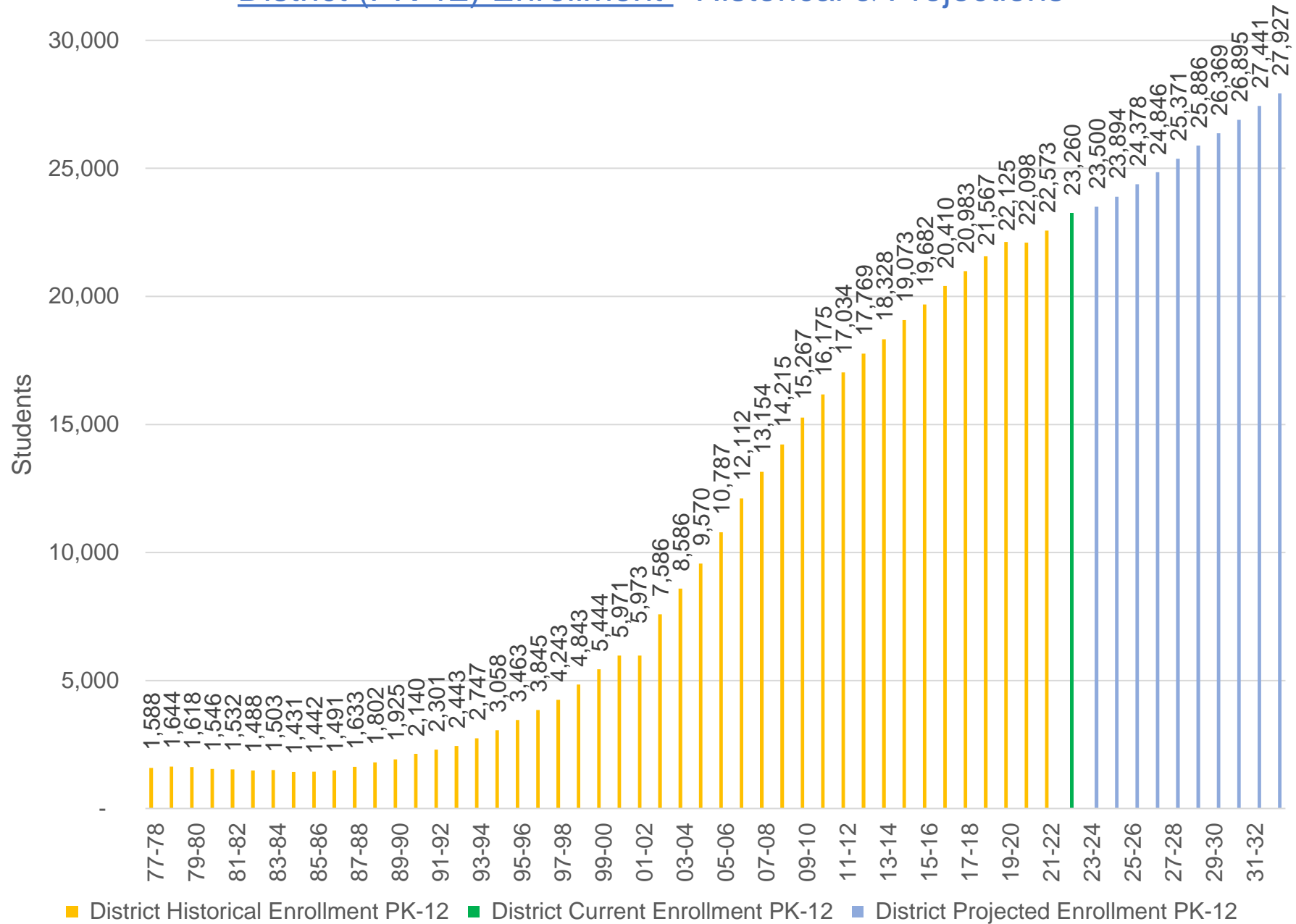
MARK T. RAIFF

OLENTANGY SCHOOLS SUPERINTENDENT



OLENTANGY SCHOOLSSM
Flourish Here.

District (PK-12) Enrollment - Historical & Projections



STUDENT ENROLLMENT GROWTH

CURRENT ENROLLMENT FOR 2022-2023

7,260
Grades 9-12

5,350
Grades 6-8

10,102
Grades K-5

548
Preschool

23,260

PS-12 Total
Enrollment

PROJECTED ENROLLMENT FOR 2032-2033

8,587
Grades 9-12

6,499
Grades 6-8

12,299
Grades K-5

552
Preschool

27,927

PS-12 Total
Enrollment



COST TO EDUCATE

MARK T. RAIFF, OLENTANGY SCHOOLS SUPERINTENDENT

RYAN JENKINS, OLENTANGY SCHOOLS TREASURER



OLENTANGY SCHOOLSSM
Flourish Here.

COST TO EDUCATE COMPARISON

COST PER PUPIL COMPARISON

Olentangy Schools



Similar Districts



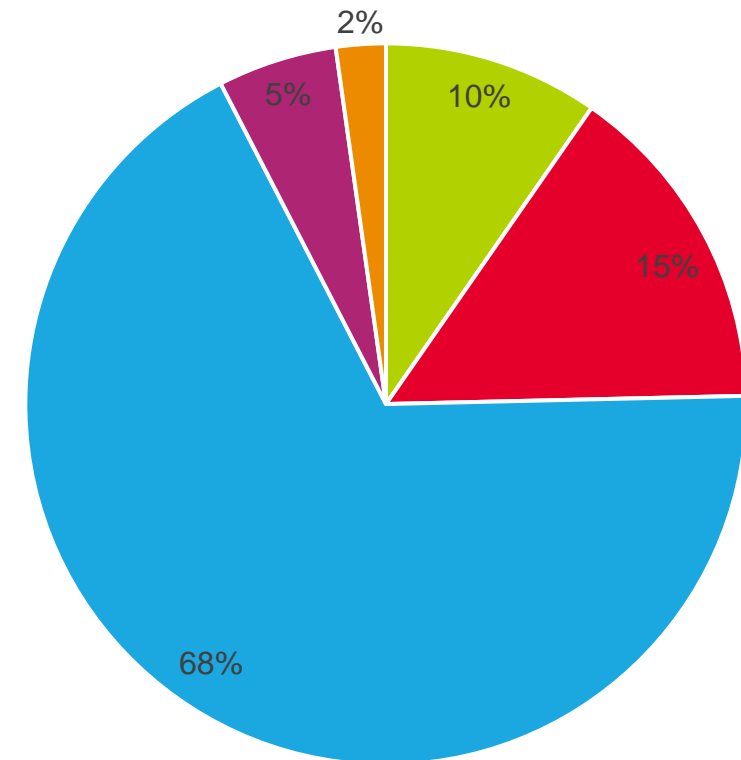
State Average



Funding gap per pupil

\$11,626

2021 Expenditures Per Pupil



Administration

Building Operation

Instructional

Pupil Support

Staff Support



FUNDING CHANGES DUE TO VALUE GROWTH

RYAN JENKINS

OLENTANGY SCHOOLS TREASURER



OLENTANGY SCHOOLSSM
Flourish Here.

HOW DOES NEW PROPERTY AFFECT REVENUE?

TIMING OF TAX LIEN DATE

- County Auditor values homes as of January 1 of each year
- Taxes are paid in the year *following* the tax lien date
- For a new home, the timing of construction completion can delay full tax receipts for up to 18 months

HOME VALUE AND TAXES GENERATED VS. COST TO EDUCATE STUDENTS

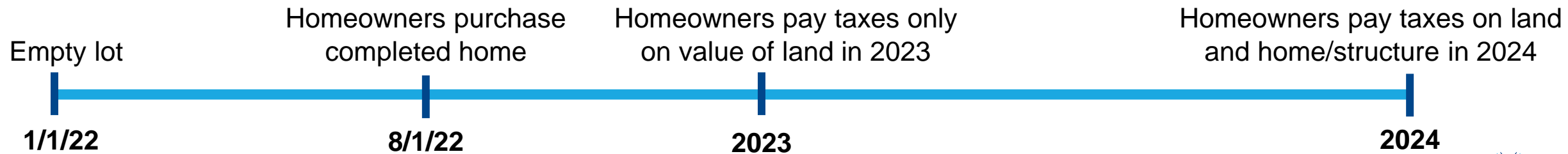
- Operational cost to educate one student in Olentangy was \$12,615 for the 2020-21 school year

Value of Home	Local Operational Real Estate Taxes Generated
\$300,000	\$5,163
\$400,000	\$6,884
\$500,000	\$8,605
\$600,000	\$10,327
\$700,000	\$12,048
\$800,000	\$13,769
\$900,000	\$15,490



EXAMPLE

- A home is finished in late August of 2022, but it was a vacant lot on January 1, 2022
- Therefore, taxes in 2023 will only be for the value of the land
- The home/structure will not be added to the tax duplicate via lien until January 1, 2023
- Homeowners will make their first tax payable on home/structure in 2024



WHAT HAPPENS WHEN EXISTING PROPERTY VALUE GROWS?

Olentangy Schools Residential Effective Levy Rates				
Levy and Year Authorized	Gross	2021 Effective Mills	2022 Effective Mills	% Change
General (Inside)	5.000000	5.000000	5.000000	0.00%
1976 Current Expense	11.500000	2.655534	2.631495	-0.9052%
1976 Current Expense	2.000000	0.461832	0.457651	-0.9052%
1981 Current Expense	3.000000	0.692748	0.686477	-0.9052%
1989 Current Expense	7.000000	1.778049	1.761954	-0.9052%
1993 Current Expense	7.900000	2.568606	2.545354	-0.9052%
1999 Current Expense	7.200000	3.506925	3.475179	-0.9052%
2004 Current Expense	10.500000	7.322374	7.256090	-0.9052%
2008 Current Expense	7.900000	6.190037	6.134003	-0.9052%
2011 Current Expense	7.900000	6.190037	6.134003	-0.9052%
2016 Current Expense	5.900000	4.789271	4.745917	-0.9052%
2020 Current Expense	7.400000	6.678603	6.618146	-0.9052%
Total Operating Millage	83.20000	47.83402	47.44627	-0.811%

House Bill 920 Tax Reduction Factors

- Voted levies are adjusted each year so that aggregate collections on levies for existing properties do not increase



OHIO SCHOOL FUNDING FORMULA

RYAN JENKINS

OLENTANGY SCHOOLS TREASURER



OLENTANGY SCHOOLSSM
Flourish Here.

OLENTANGY STATE FUNDING

STATE FUNDING FORMULA SUPPORT PER PUPIL

Olentangy Schools

 **\$988**

Similar Districts

 **\$1,702**

Central Ohio

 **\$3,434**

State Average

 **\$5,027**

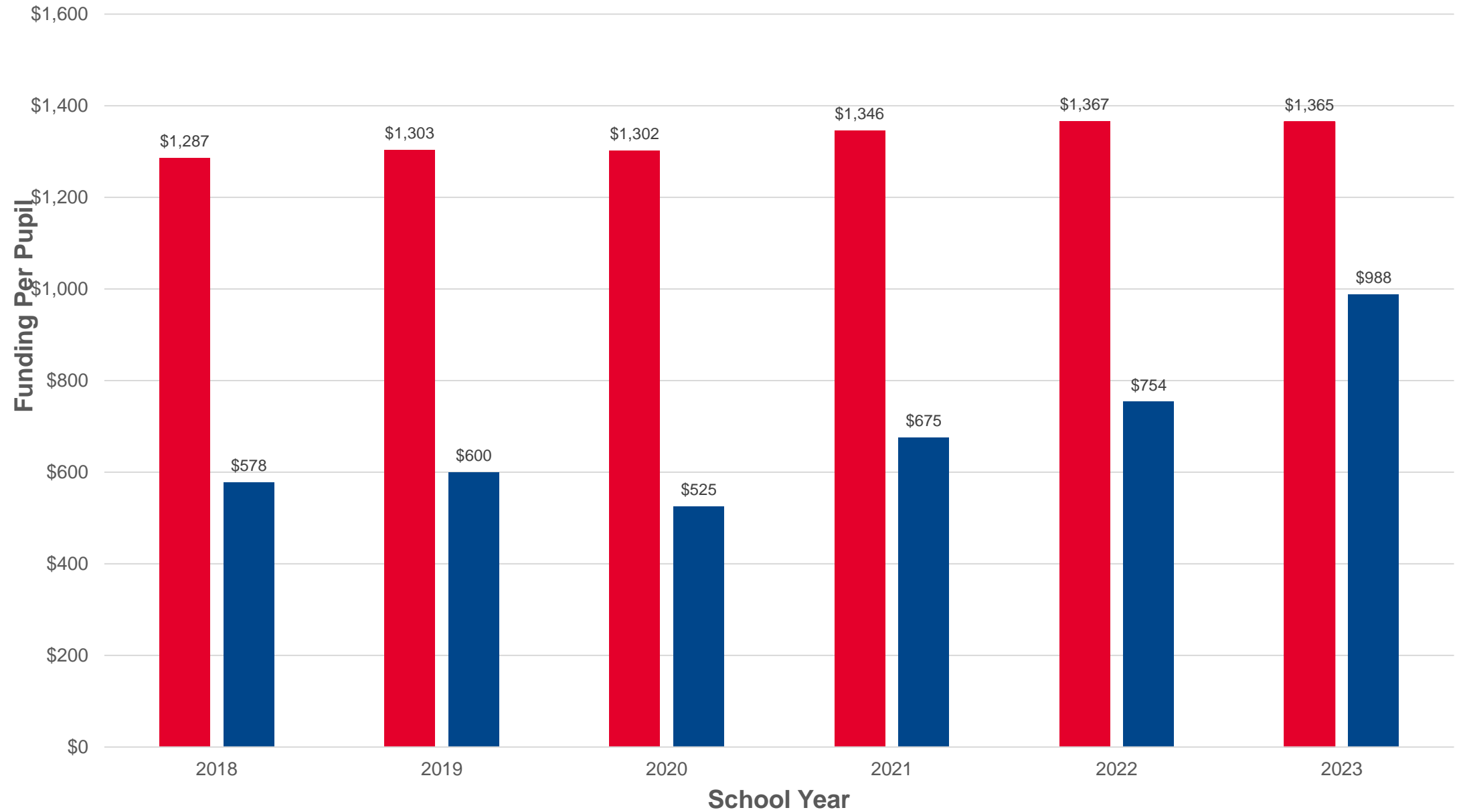
Private Schools

 **\$1,365**

**Olentangy receives \$377
less per pupil than Ohio
private schools**



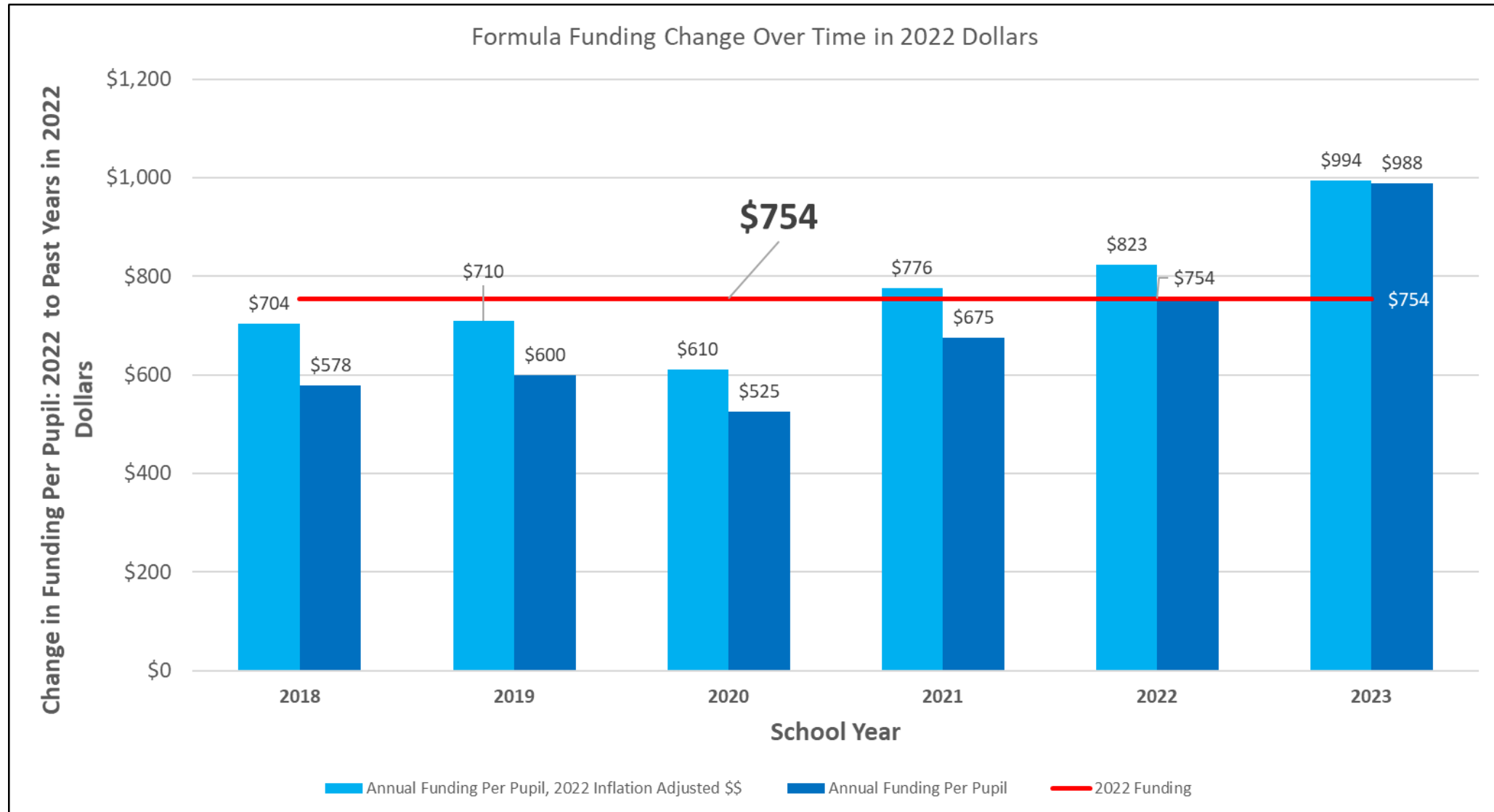
Non-Public Per Pupil Funding vs. OLSD Per Pupil Funding by School Year



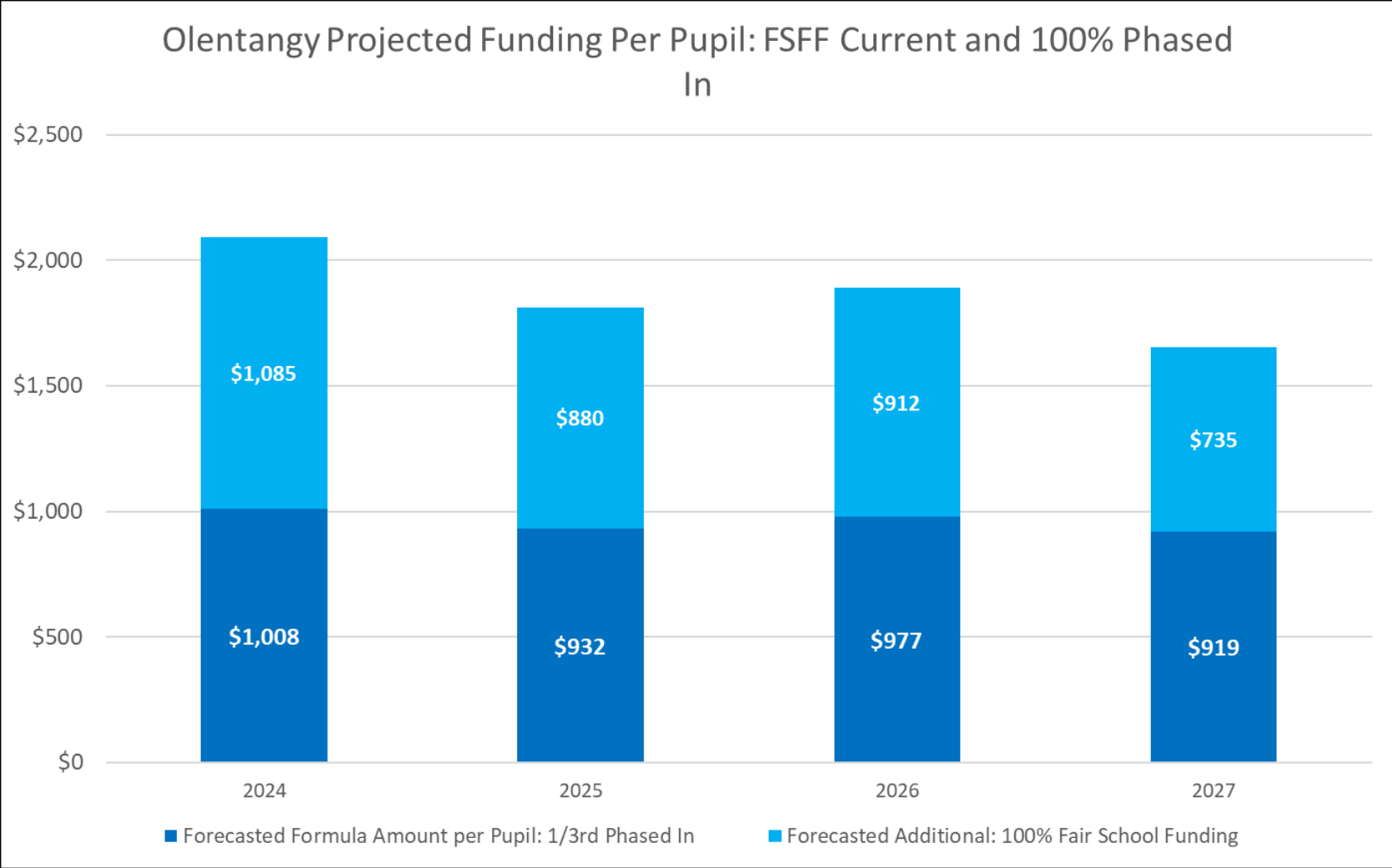
■ Non-Public Funding Per Pupil ■ OLSD Funding per Pupil



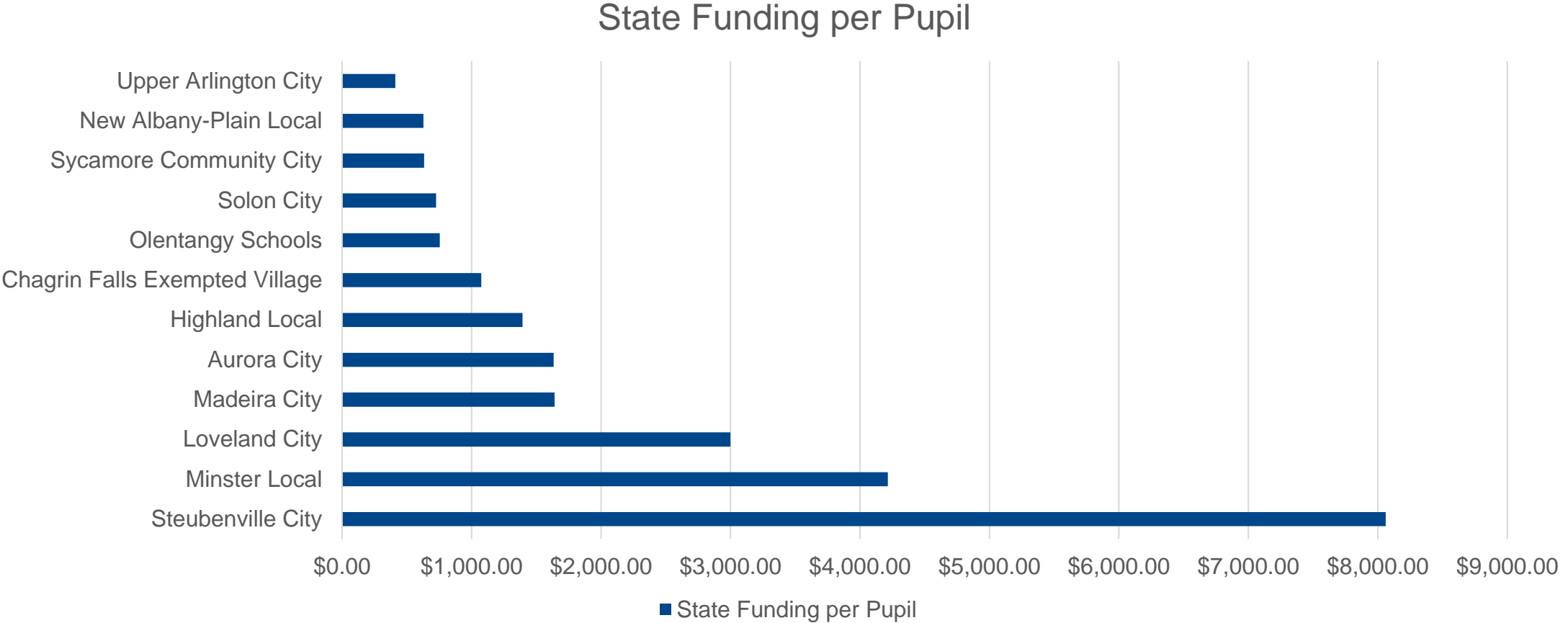
HISTORY OF OLENTANGY STATE FUNDING



CALL TO ACTION: FUNDING FORMULA IMPACTS OLENTANGY SIGNIFICANTLY

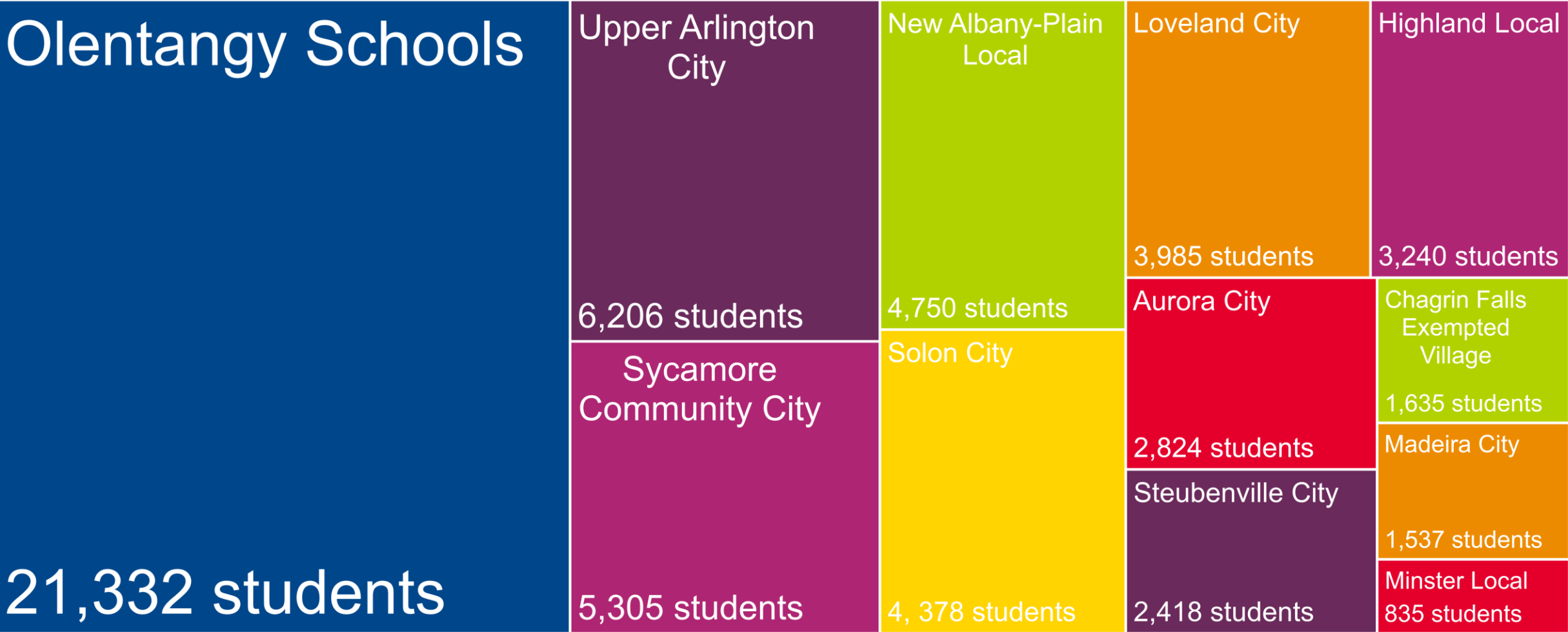


OHIO STATE REPORT CARD – TOP RANKED DISTRICTS



OHIO STATE REPORT CARD – TOP RANKED DISTRICTS

SCHOOL DISTRICTS COMPARED BY STUDENT ENROLLMENT



ACADEMIC ACHIEVEMENTS

DR. KEVIN DABERKOW

OLENTANGY SCHOOLS BOARD OF EDUCATION MEMBER



OLENTANGY SCHOOLSSM
Flourish Here.

ACADEMIC ACHIEVEMENTS

STATE REPORT CARD

Achievement ★ ★ ★ ★ ★

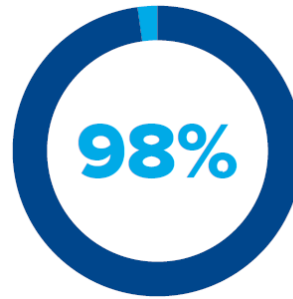
Progress ★ ★ ★ ★ ★

Gap Closing ★ ★ ★ ★ ★

Graduation ★ ★ ★ ★ ★

Early Literacy ★ ★ ★ ★ ★

Only 12 out of 607 school districts in the state received five stars in all categories.



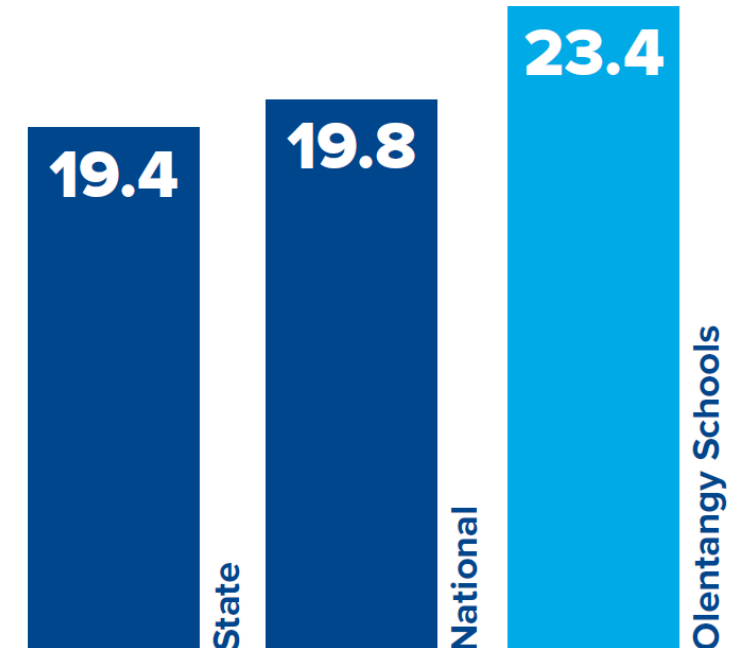
Olentangy Schools
4 Year Graduation
Rate

Ohio Average: 87%



**Blue Ribbon
Schools**

STATE & NATIONAL AVERAGE ACT SCORES



ACADEMIC AND EXTRACURRICULAR OPPORTUNITIES

Athletic Programs



19 middle school

29 high school

Visual Arts Courses



11 middle school

35 high school

Performing Arts Courses



14 middle school

25 high school



of high school juniors and seniors enrolled in an Advanced placement course



of enrolled students scored a 3 or above on an AP exam

815

students participated in College Credit Plus

17,621

college credits earned in 2021-2022

71.9%

of teachers have masters degrees



SPECIAL EDUCATION

Pupil Services provides direct support for 22.6% of Olentangy students on IEPs, 504s, and English Learners

- **236 Intervention Specialists serve 3,322 students with disabilities**

Specific Learning Disability, Other Health Impaired, Autism, Speech and Language, Developmental Delay, Multiple Disabilities, Hearing and Visual Impairments, Emotional, Intellectual, Traumatic Brain Injury

- **107 related services staff**

Occupational Therapists (20), Physical Therapists (3), Speech Language Pathologists (36), School Psychologists (33), Vision Specialists (2), APE (4), Behavior Specialists (5), Transition Coordinators (4)

142

Orton Gillingham trained staff support **970** students with dyslexia

Only Orton Gillingham Certified district in the nation

36

Speech and language pathologists support **1,574** students

20

Occupational therapists support **709** students

2

Vision specialists support **60** students

3

Physical therapists support **115** students

4

Adapted physical therapists support **191** students

4

Transition coordinators support **203** students

5

Behavior specialists support **77** students



ENGLISH LANGUAGE LEARNERS

- 1,272 students
- 37 teachers
- 58 languages EL students/ families
- Growth in 5 years: 319 students in 2016-2017 to 1,035 end of 2021-2022 school year

81 

different languages are spoken by our students

4,709

students are considered multilingual (20.0% of our student population)

LANGUAGE	STUDENT COUNT	% SPEAKING
Telugu	945	4.0%
Spanish	473	2.0%
Tamil	401	1.7%
Hindi	343	1.5%
Other	341	1.4%



CLOSING

MARK T. RAIFF, OLENTANGY SCHOOLS SUPERINTENDENT

JULIE WAGNER FEASEL, SCHOOL ADVOCACY COMMITTEE



OLENTANGY SCHOOLSSM
Flourish Here.

CALL TO ACTION

ACTION TO TAKE IN THE NEXT 24 HOURS:

- Join the School Advocacy Committee (QR code on handout as well)
- Tell at least five friends and neighbors about what you learned tonight
- Watch for information on the status of the budget

FUTURE ACTION:

- Join us for a spring advocacy event
- Contact our Delaware County General Assembly Members



DELAWARE COUNTY ELECTED OFFICIALS

HOUSE MEMBERS

Rep. Kris Jordan, District 60

- 614-644-6711
- Rep60@ohiohouse.gov

Rep. Beth Lear, District 61

- 614-466-1431
- Rep61@ohiohouse.gov

SENATOR

Sen. Andy Brenner

- 614-466-8086
- Brenner@OhioSenate.gov





OLENTANGY SCHOOLSSM

THANK YOU