







SLCC South City Visitor Parking Kiosk instructions

1. Drive into the parking lot and select a "yellow" (student) parking space. Avoid parking meters and reserved stalls.
2. Walk to the yellow kiosk machine located on the center walkway between parking lots 4 & 5.
3. Push any button to wake machine.
4. When prompted, enter the license plate number. Incorrect license plates will be cited.
5. Enter the number of days as 1.
6. When asked if you have a coupon code, press "yes" and enter the coupon code: SLCS DART.
7. After the coupon code processes you will have received your day permit. No receipt is given.
8. For questions call Parking Services at 801-957-4011.

-  STUDENT PERMIT REQUIRED
-  FACULTY/STAFF PERMIT REQUIRED
-  MOTORCYCLE PARKING
-  VISITOR METERS
-  RESERVED PARKING
-  SLCC DISABILITY PERMIT REQUIRED

SOUTH CITY PARKING

