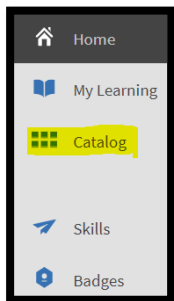
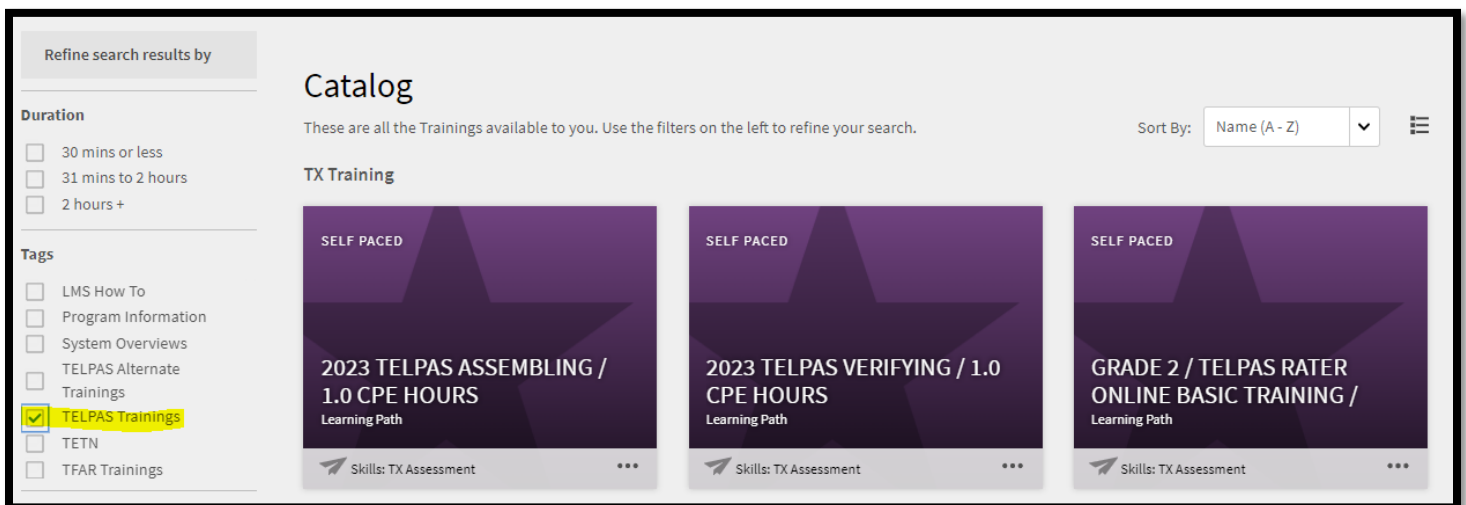


INSTRUCTIONS ON HOW TO ACCESS THE TELPAS TRAININGS IN CAMBIUM'S LEARNING MANAGEMENT SYSTEM (LMS)

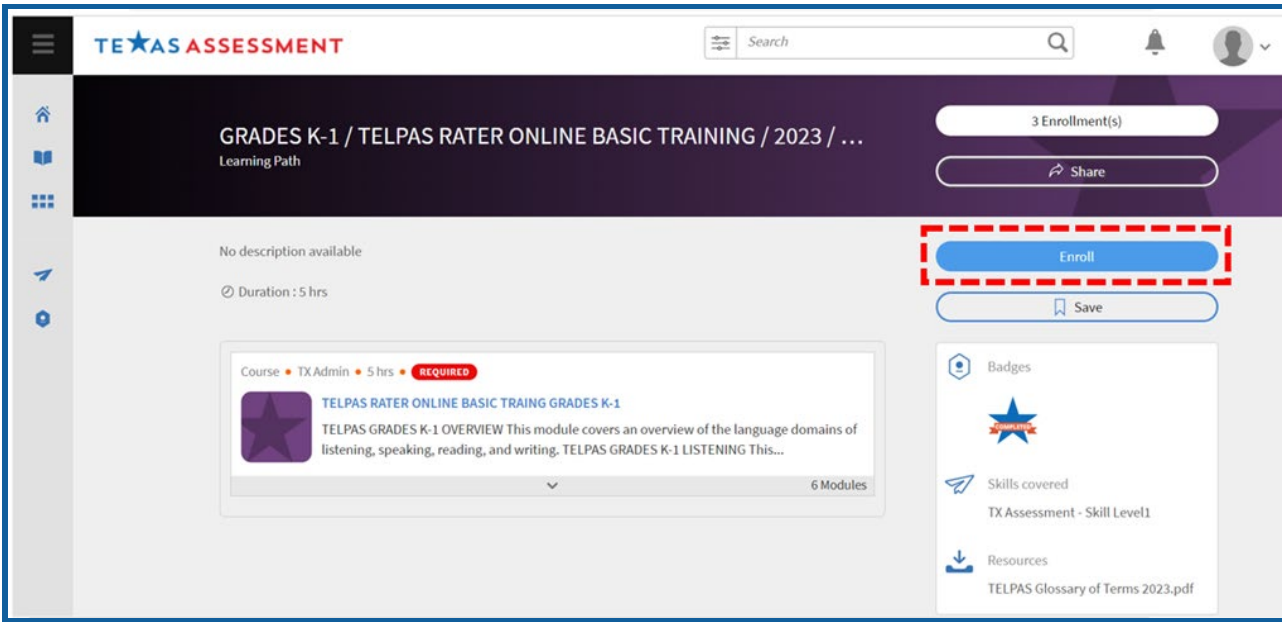
1. Log in to www.texasassessment.gov
2. Select EDUCATORS Tab
3. Click on card labeled as LEARNING MANAGEMENT SYSTEM
4. From the LEFT menu select the option labeled as CATALOG



5. From the REFINE SEARCH RESULTS BY area select under TAGS the TELPAS TRAININGS Option. This will allow you to view only the trainings related to TELPAS. **IMPORTANT NOTE: Your staff does NOT have to take all displayed trainings.** Please refer to the [TELPAS 2023 Required Trainings chart](#) located in our website.



6. When the training opens, click the blue button to "ENROLL" in the training. This will ensure you are properly credited for completion of the training.



7. After completion of any training, please go to left menu and select BADGES. Once here, you will have to select the training for which you'd like to print your certificate (PDF).

