

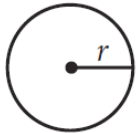


Titan Learning Center
Mathematics SAT Prep
Week 2 Set A




NO CALCULATOR – Multiple Choice

REFERENCE (This reference sheet is given on the SAT!)

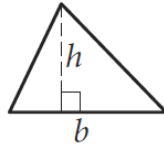


$$A = \pi r^2$$

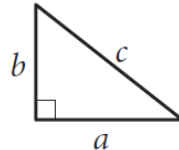
$$C = 2\pi r$$



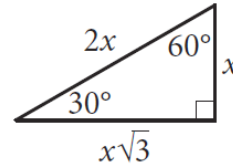
$$A = \ell w$$



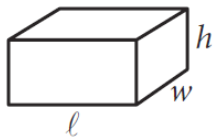
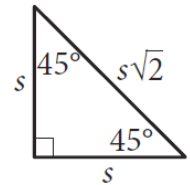
$$A = \frac{1}{2}bh$$



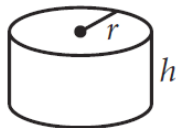
$$c^2 = a^2 + b^2$$



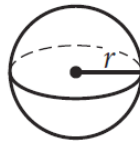
Special Right Triangles



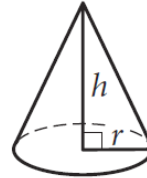
$$V = \ell wh$$



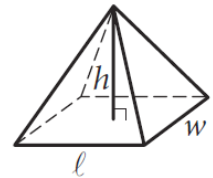
$$V = \pi r^2 h$$



$$V = \frac{4}{3}\pi r^3$$



$$V = \frac{1}{3}\pi r^2 h$$



$$V = \frac{1}{3}\ell wh$$

The number of degrees of arc in a circle is 360.

The number of radians of arc in a circle is 2π .

The sum of the measures in degrees of the angles of a triangle is 180.

6

$$h = 3a + 28.6$$

A pediatrician uses the model above to estimate the height h of a boy, in inches, in terms of the boy's age a , in years, between the ages of 2 and 5. Based on the model, what is the estimated increase, in inches, of a boy's height each year?

- A) 3
- B) 5.7
- C) 9.5
- D) 14.3

7

If $\frac{a}{b} = 2$, what is the value of $\frac{4b}{a}$?

- A) 0
- B) 1
- C) 2
- D) 4

$$\begin{aligned} 3x + 4y &= -23 \\ 2y - x &= -19 \end{aligned}$$

What is the solution (x, y) to the system of equations above?

- A) $(-5, -2)$
- B) $(3, -8)$
- C) $(4, -6)$
- D) $(9, -6)$

$$g(x) = ax^2 + 24$$

For the function g defined above, a is a constant and $g(4) = 8$. What is the value of $g(-4)$?

- A) 8
- B) 0
- C) -1
- D) -8

$$m = \frac{\left(\frac{r}{1,200}\right)\left(1 + \frac{r}{1,200}\right)^N}{\left(1 + \frac{r}{1,200}\right)^N - 1} P$$

The formula above gives the monthly payment m needed to pay off a loan of P dollars at r percent annual interest over N months. Which of the following gives P in terms of m , r , and N ?

$$\text{A) } P = \frac{\left(\frac{r}{1,200}\right)\left(1 + \frac{r}{1,200}\right)^N}{\left(1 + \frac{r}{1,200}\right)^N - 1} m$$

$$\text{B) } P = \frac{\left(1 + \frac{r}{1,200}\right)^N - 1}{\left(\frac{r}{1,200}\right)\left(1 + \frac{r}{1,200}\right)^N} m$$

$$\text{C) } P = \left(\frac{r}{1,200}\right) m$$

$$\text{D) } P = \left(\frac{1,200}{r}\right) m$$

TLC Stamp

