

Budget Introduction Elementary Schools



Cook Hill Elementary School Ms. Amy Yost, Principal																			
2022-23 Student Information	Grade																		
	PS	K	1	2	TOTAL														
Number of Students	62	95	98	74	329														
Number of Sections	5	5	5	4	19														
Average Class Size (PK-2)	12.40	19.00	19.60	18.50	17.32														
Students in Special Programs	57	0	0	0	57														
Number of Free and Reduced Lunch Students	39	43	46	31	159														
Number of Special Education Students	35	8	14	9	66														
Percentage of Special Education Students	29.41%	8.42%	14.29%	12.16%	17.10%														
Number of Bilingual Students	N/A	6	16	8	30														
Percentage of Bilingual Students	N/A	6.32%	16.33%	10.81%	7.77%														
Number of English Language (EL) Students	N/A	9	18	10	37														
Percentage of English Language (EL) Students	N/A	9.47%	18.37%	13.51%	9.59%														
Number of Intervention Students	N/A	0	16	17	33														
Percentage of Intervention Students	N/A	0.00%	21.62%	5.17%	8.55%														
5 Year Enrollment Chart																			
<div><div>Cook Hill Elementary School</div><div>5 Year Enrollment History</div><table><thead><tr><th>School Year</th><th>Enrollment</th></tr></thead><tbody><tr><td>2018-19</td><td>266</td></tr><tr><td>2019-20</td><td>299</td></tr><tr><td>2020-21</td><td>303</td></tr><tr><td>2021-22</td><td>365</td></tr><tr><td>2022-23</td><td>386</td></tr><tr><td>Projected 2023-24</td><td>424</td></tr></tbody></table></div>						School Year	Enrollment	2018-19	266	2019-20	299	2020-21	303	2021-22	365	2022-23	386	Projected 2023-24	424
School Year	Enrollment																		
2018-19	266																		
2019-20	299																		
2020-21	303																		
2021-22	365																		
2022-23	386																		
Projected 2023-24	424																		
PROJECTED 2023-24 Student Information	Grade																		
	PS	K	1	2	TOTAL														
Number of Students	64	97	95	98	354														
Number of Sections	4	5	5	5	19														
Average Class Size (K-2)	16.00	19.40	19.00	19.60	18.63														
Students in Special Programs	70	0	0	0	70														
Number of Special Education Students*			8	14	22														
Percentage of Special Education Students*			8.42%	14.29%	5.19%														
Number of Bilingual Students**					28														
Percentage of Bilingual Students**					6.60%														
Number of English Language (EL) Students**					36														
Percentage of English Language (EL) Students**					8.49%														
*Data is based on incoming known student population including kindergarten at this time.																			
**Data is based on current kindergarten student population.																			

COOK HILL ELEMENTARY SCHOOL Ms. Amy Yost, Principal						
Personnel						
	Position	Function Code	Object Code	2022-23 FTE	2023-24 FTE	Variance
Core Program						
	Classroom Teachers	1100	111B	16	17	1
	Art Teacher	1101	111B	0.5	0.5	0
	Vocal Music Teacher	1108	111B	0.5	0.5	0
	PE/Health Teacher	1109	111B	1	1	0
	Computer Science Teacher	1118	111B	0.5	0.5	0
	Position	Function Code	Object Code	2022-23 FTE	2023-24 FTE	Variance
Intervention and Special Education						
	Librarian	2222	111B	1	1	0
	Social Worker	2110	111B	1	1	0
	Psychologist	2140	111B	2	2	0
	Special Education Teachers*	1200	111B	5.25	5.25	0
	Interventionists	1380	111B	3	3	0
	Speech Language Pathologist	2150	111B	3	3	0
	English Learner (EL) Teacher	1380	111B	1	1	0
	Bilingual Teacher	1380	111B	1	1	0
	Instructional Coach Literacy	2211	111B	0.5	0.5	0
	Instructional Coach Numeracy	2211	111B	0.5	0.5	0
	General Education Paraeducators	1100	112A	9	9	0
	Special Education Paraeducators	1200	112A	8	10	2
	PreSchool Paraeducators	1200	112A	12.5	13	0.5
	Bilingual Paraeducators	1100	112A	1	1	0
	Computer Science Paraeducator	1100	112A	0.5	0.5	0
Operational Staff						
	Lunch/Recess Aides	1100	112Q	3	3	0
	School Secretary	2400	112F	1	1	0
	School Clerk	2400	112F	2	2	0
	Library Clerk	2222	112F	0.5	0.5	0
	Custodian	2540	112Y	1.5	1.5	0
	Nurse	2130	112N	1	1	0
	Certified Nursing Assistant	2130	112A	0.325	0.325	0
Administration						
	Principal	2400	111A	1	1	0

*Includes BCBA

COOK HILL ELEMENTARY SCHOOL		
Languages Spoken		
English	Bengali	Russian
Spanish	Gujarati	Sinhala
Albanian	Mandarin	Urdu
Filipino	Polish	Vietnamese
German	Arabic	Punjabi

EVARTS C. STEVENS ELEMENTARY SCHOOL Ms. Kristina Kiely, Principal																			
2022-23 STUDENT INFORMATION	GRADE																		
	PS	K	1	2	TOTAL														
Number of Students	19	103	91	93	306														
Number of Sections	2	5	5	5	17														
Average Class Size (PK-2)	9.50	20.60	18.20	18.60	18.00														
Students in Special Programs	4	5	4	1	14														
Number of Free and Reduced Lunch Students	10	42	33	41	126														
Number of Special Education Students	8	16	19	11	54														
Percentage of Special Education Students	34.78%	14.81%	20.00%	11.70%	16.88%														
Number Of Bilingual Students	N/A	11	10	8	29														
Percentage of Bilingual Students	N/A	10.68%	10.99%	8.60%	9.06%														
Number of English Language (EL) Students	N/A	19	18	11	48														
Percentage of English Language (EL) Students	N/A	18.45%	19.78%	11.83%	15.00%														
Number of Intervention Students	N/A	0	19	20	39														
Percentage of Intervention Students	N/A	0.00%	20.88%	21.51%	12.19%														
5 Year Enrollment Chart																			
<div><div>Evarts C. Stevens Elementary School</div><div>5 Year Enrollment History</div><div><table><tr><th>Year</th><th>Enrollment</th></tr><tr><td>2018-19</td><td>306</td></tr><tr><td>2019-20</td><td>313</td></tr><tr><td>2020-21</td><td>295</td></tr><tr><td>2021-22</td><td>306</td></tr><tr><td>2022-23</td><td>320</td></tr><tr><td>Projected 2023-24</td><td>340</td></tr></table></div></div>						Year	Enrollment	2018-19	306	2019-20	313	2020-21	295	2021-22	306	2022-23	320	Projected 2023-24	340
Year	Enrollment																		
2018-19	306																		
2019-20	313																		
2020-21	295																		
2021-22	306																		
2022-23	320																		
Projected 2023-24	340																		
PROJECTED 2023-24 STUDENT INFORMATION	GRADE																		
	PS	K	1	2	TOTAL														
Number of Students	32	98	103	91	324														
Number of Sections	2	5	5	5	17														
Average Class Size (K-2)	16.00	19.60	20.60	18.20	19.06														
Students in Special Programs	0	7	5	4	16														
Number of Special Education Students*			16	19	35														
Percentage of Special Education Students*					10.29%														
Number of Bilingual Students**					32														
Percentage of Bilingual Students**					9.41%														
Number of English Language (EL) Students**					56														
Percentage of English Language (EL) Students**					16.47%														
*Data is based on incoming known student population including kindergarten at this time.																			
**Data is based on current kindergarten student population.																			

EVARTS C. STEVENS ELEMENTARY SCHOOL Ms. Kristina Kiely, Principal						
Personnel						
	Position	Function Code	Object Code	2022-23 FTE	2023-24 FTE	Variance
Core Program						
	Classroom Teachers	1100	111B	17	17	0
	Art Teacher	1101	111B	0.5	0.5	0
	Vocal Music Teacher	1108	111B	0.5	0.5	0
	PE/Health Teacher	1109	111B	1	1	0
	Position	Function Code	Object Code	2022-23 FTE	2023-24 FTE	Variance
Intervention and Special Education						
	Computer Science Teacher	1118	111B	0.5	0.5	0
	Librarian	2222	111B	1	1	0
	Social Worker	2110	111B	1.5	1.5	0
	Psychologist	2140	111B	1	1	0
	Special Education Teachers*	1200	111B	5.25	5.25	0
	Interventionists	1380	111B	3	3	0
	Speech Language Pathologist	2150	111B	2	2	0
	English Learner (EL) Teacher	1380	111B	1	1	0
	Bilingual Teacher	1380	111B	1	1	0
	Instructional Coach Literacy	2211	111B	0.5	0.5	0
	Instructional Coach Numeracy	2211	111B	0.5	0.5	0
	General Education Paraeducators	1100	112A	10	10	0
	Special Education Paraeducators	1200	112A	16	16	0
	Preschool Paraeducators	1200	112A	4	4	0
	Bilingual Paraeducators	1100	112A	1	1	0
	Computer Science Paraeducator	1100	112A	0.5	0.5	0
Operational Staff						
	Lunch/Recess Aides	1100	112Q	2.5	2.5	0
	School Secretary	2400	112F	1	1	0
	School Clerk	2400	112F	1	1	0
	Library Clerk	2222	112F	0.5	0.5	0
	Custodian	2540	112Y	1	1	0
	Nurse	2130	112N	1	1	0
	Certified Nursing Assistant	2130	112A	0.325	0.325	0
Administration						
	Principal	2400	111A	1	1	0

*Includes BCBA

EVARTS C. STEVENS ELEMENTARY SCHOOL		
Languages Spoken		
English	Bengali	Mandarin
Spanish	Creole-Haitian	Polish
Albanian	Gujarati	Russian
Arabic	Italian	Turkish
		Urdu

HIGHLAND ELEMENTARY SCHOOL Ms. Emily Banach, Principal																			
2022-23 STUDENT INFORMATION	GRADE																		
	PS	K	1	2	TOTAL														
Number of Students	31	98	90	76	295														
Number of Sections	2	5	5	4	16														
Average Class Size	15.50	19.60	18.00	19.00	18.44														
Students in Special Programs	0	2	1	4	7														
Number of Free and Reduced Lunch Students	12	26	22	22	82														
Number of Special Education Students	8	9	11	16	44														
Percentage of Special Education Students	25.81%	9.00%	12.09%	20.00%	14.57%														
Number Of Bilingual Students	N/A	0	0	0	0														
Percentage of Bilingual Students	N/A	0.00%	0.00%	0.00%	0.00%														
Number of English Language (EL) Students	N/A	2	5	6	13														
Percentage of English Language (EL) Students	N/A	2.04%	5.56%	7.89%	4.30%														
Number of Intervention Students	N/A	0	11	18	29														
Percentage of Intervention Students	N/A	0.00%	12.22%	23.68%	9.60%														
5 Year Enrollment Chart																			
<div><div>Highland Elementary School</div><div>5 Year Enrollment History</div><div><table><thead><tr><th>Year</th><th>Enrollment</th></tr></thead><tbody><tr><td>2018-19</td><td>324</td></tr><tr><td>2019-20</td><td>322</td></tr><tr><td>2020-21</td><td>281</td></tr><tr><td>2021-22</td><td>310</td></tr><tr><td>2022-23</td><td>302</td></tr><tr><td>Projected 2023-24</td><td>322</td></tr></tbody></table></div></div>						Year	Enrollment	2018-19	324	2019-20	322	2020-21	281	2021-22	310	2022-23	302	Projected 2023-24	322
Year	Enrollment																		
2018-19	324																		
2019-20	322																		
2020-21	281																		
2021-22	310																		
2022-23	302																		
Projected 2023-24	322																		
PROJECTED 2023-24 STUDENT INFORMATION	GRADE																		
	PS	K	1	2	TOTAL														
Number of Students	32	99	98	90	319														
Number of Sections	2	5	5	5	17														
Average Class Size (K-2)	16.00	19.80	19.60	22.50	19.94														
Students in Special Programs			2	1	3														
Number of Special Education Students*			9	11	20														
Percentage of Special Education Students*					6.21%														
Number of Bilingual Students**					0														
Percentage of Bilingual Students**					0.00%														
Number of English Language (EL) Students**					9														
Percentage of English Language (EL) Students**					2.80%														
*Data is based on incoming known student population including kindergarten at this time.																			
**Data is based on current kindergarten student population.																			

HIGHLAND ELEMENTARY SCHOOL Ms. Emily Banach, Principal						
Personnel						
	Position	Function Code	Object Code	2022-23 FTE	2023-24 FTE	Variance
Core Program						
	Classroom Teachers*	1100	111B	16	17	1
	Art Teacher	1101	111B	0.5	0.5	0
	Vocal Music Teacher	1108	111B	0.5	0.5	0
	PE/Health Teacher	1109	111B	1	1	0
	Position	Function Code	Object Code	2022-23 FTE	2023-24 FTE	Variance
Intervention and Special Education						
	Computer Science Teacher	1118	111B	0.5	0.5	0
	Librarian	2222	111B	1	1	0
	Social Worker	2110	111B	2	2	0
	Psychologist	2140	111B	1	1	0
	Special Education Teachers*	1200	111B	4.25	4.25	0
	Interventionists	1380	111B	3	3	0
	Speech Language Pathologist	2150	111B	1	1	0
	English Learner (EL) Teacher	1380	111B	0.5	0.5	0
	Bilingual Teacher	1380	111B	0	0	0
	Instructional Coach Literacy	2211	111B	0.5	0.5	0
	Instructional Coach Numeracy	2211	111B	0.5	0.5	0
	General Education Paraeducators	1100	112A	10	10	0
	Preschool Paraeducators	1200	112A	4	4	0
	Bilingual Paraeducators	1100	112A	0.5	0.5	
	Special Education Paraeducators	1200	112A	6	6	0
	Computer Science Paraeducator	1100	112A	0.5	0.5	0
Operational Staff						
	Lunch/Recess Aides	1100	112Q	3	3	0
	School Secretary	2400	112F	1	1	0
	School Clerk	2400	112F	1	1	0
	Library Clerk	2222	112F	0.5	0.5	0
	Custodian	2540	112Y	1	1	0
	Nurse	2130	112N	1	1	0
Administration						
	Principal	2400	111A	1	1	0

*1 Section is on Covid Staffing Page *Includes BCBA

HIGHLAND ELEMENTARY SCHOOL	
Languages Spoken	
English	Nyanja
Spanish	Polish
Mandarin	Urdu
French	Gujarati

MOSES Y. BEACH ELEMENTARY SCHOOL Mr. Robert Arciero, Principal																			
2022-23 STUDENT INFORMATION	GRADE																		
	PS	K	1	2	TOTAL														
Number of Students	31	87	91	102	311														
Number of Sections	2	5	5	5	17														
Average Class Size	15.50	17.40	18.20	20.40	18.29														
Students in Special Programs	26	0	0	0	26														
Number of Free and Reduced Lunch Students	15	28	32	28	103														
Number of Special Education Students	19	13	13	21	66														
Percentage of Special Education Students	33.33%	14.94%	14.29%	20.59%	19.58%														
Number Of Bilingual Students	N/A	3	7	6	16														
Percentage of Bilingual Students	N/A	3.45%	7.69%	5.88%	4.75%														
Number of English Language (EL) Students	N/A	8	12	7	27														
Percentage of English Language (EL) Students	N/A	9.20%	13.19%	6.86%	8.01%														
Number of Intervention Students	N/A	0	12	22	34														
Percentage of Intervention Students	N/A	0.00%	13.19%	21.57%	10.09%														
5 Year Enrollment Chart																			
<div><div>Moses Y. Beach Elementary School</div><div>5 Year Enrollment History</div><table><thead><tr><th>Year</th><th>Enrollment</th></tr></thead><tbody><tr><td>2018-19</td><td>348</td></tr><tr><td>2019-20</td><td>320</td></tr><tr><td>2020-21</td><td>290</td></tr><tr><td>2021-22</td><td>316</td></tr><tr><td>2022-23</td><td>337</td></tr><tr><td>Projected 2023-24</td><td>296</td></tr></tbody></table></div>						Year	Enrollment	2018-19	348	2019-20	320	2020-21	290	2021-22	316	2022-23	337	Projected 2023-24	296
Year	Enrollment																		
2018-19	348																		
2019-20	320																		
2020-21	290																		
2021-22	316																		
2022-23	337																		
Projected 2023-24	296																		
PROJECTED 2023-24 STUDENT INFORMATION	GRADE																		
	PS	K	1	2	TOTAL														
Number of Students	32	86	87	91	296														
Number of Sections	2	5	5	5	17														
Average Class Size (K-2)	16.00	17.20	17.40	18.20	17.41														
Students in Special Programs		0	0	0	0														
Number of Special Education Students*			13	13	26														
Percentage of Special Education Students*			14.94%	14.29%	0.00%														
Number of Bilingual Students**					13														
Percentage of Bilingual Students**					4.04%														
Number of English Language (EL) Students**					28														
Percentage of English Language (EL) Students**					8.70%														
*Data is based on incoming known student population including kindergarten at this time.																			
**Data is based on current kindergarten student population.																			

MOSES Y. BEACH ELEMENTARY SCHOOL Mr. Robert Arciero, Principal						
Personnel						
	Position	Function Code	Object Code	2022-23 FTE	2023-24 FTE	Variance
Core Program						
	Classroom Teachers	1100	111B	17	17	0
	Art Teacher	1101	111B	0.5	0.5	0
	Vocal Music Teacher	1108	111B	0.5	0.5	0
	PE/Health Teacher	1109	111B	1	1	0
	Computer Science Teacher	1118	111B	0.5	0.5	0
	Position	Function Code	Object Code	2022-23 FTE	2023-24 FTE	Variance
Intervention and Special Education						
	Librarian	2222	111B	1	1	0
	Social Worker	2110	111B	1	1	0
	Psychologist	2140	111B	1	1	0
	Special Education Teachers*	1200	111B	3.75	3.75	0
	Interventionists	1380	111B	3	3	0
	Speech Language Pathologist	2150	111B	1	1	0
	English Learner (EL) Teacher	1380	111B	1	1	0
	Bilingual Teacher	1380	111B	1	1	0
	Instructional Coach Literacy	2211	111B	0.5	0.5	0
	Instructional Coach Numeracy	2211	111B	0.5	0.5	0
	General Education Paraeducators	1100	112A	10.5	10.5	0
	Special Education Paraeducators	1200	112A	4	6	2
	Preschool Paraeducators	1200	112A	7	7	0
	Bilingual Paraeducators	1100	112A	0	0	0
	Computer Science Paraeducator	1100	112A	0.5	0.5	0
Operational Staff						
	Lunch/Recess Aides	1100	112Q	3	3	0
	School Secretary	2400	112F	1	1	0
	School Clerk	2400	112F	1	1	0
	Library Clerk	2222	112F	0.5	0.5	0
	Custodian	2540	112Y	1	1	0
	Nurse	2130	112N	1	1	0
	Certified Nursing Assistant	2130	112A	0.325	0.325	0
Administration						
	Principal	2400	111A	1	1	0

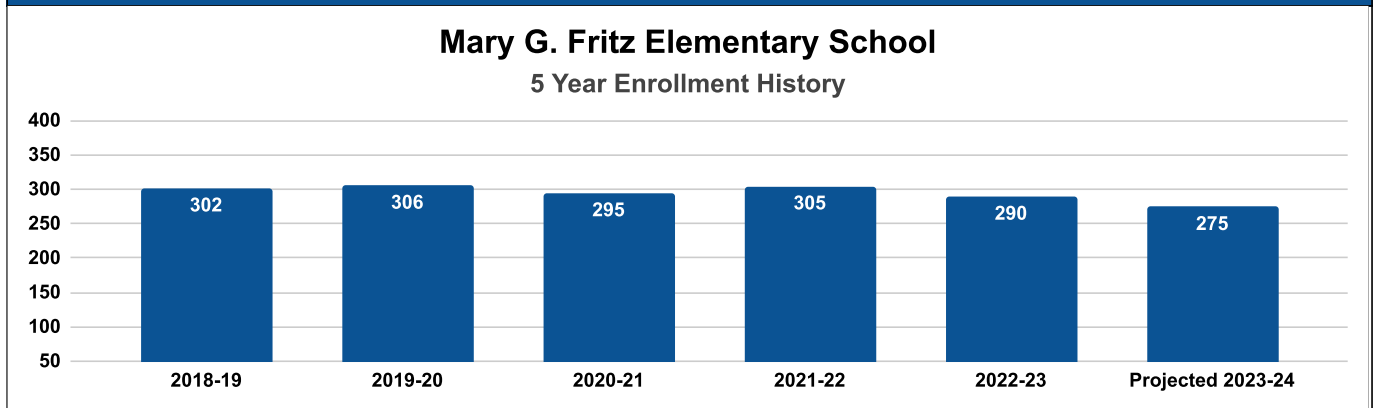
*Includes BCBA

MOSES Y. BEACH ELEMENTARY SCHOOL	
Languages Spoken	
English	Mandarin
Spanish	Polish
Arabic	Portuguese
Bengali	Tamil
Gujarati	Turkish
Italian	Urdu

MARY G. FRITZ ELEMENTARY SCHOOL
Mr. Eric Carbone, Principal

2022-23 STUDENT INFORMATION	GRADE			
	3	4	5	TOTAL
Number of Students	101	88	94	283
Number of Sections	5	4	5	14
Average Class Size	20.20	22.00	18.80	20.21
Students in Special Programs	0	3	4	7
Number of Free and Reduced Lunch Students	30	26	23	79
Number of Special Education Students	8	15	18	41
Percentage of Special Education Students	7.92%	16.48%	18.37%	14.14%
Number Of Bilingual Students	0	0	0	0
Percentage of Bilingual Students	0.00%	0.00%	0.00%	0.00%
Number of English Language (EL) Students	4	6	4	14
Percentage of English Language (EL) Students	3.96%	6.82%	4.26%	4.83%
Number of Intervention Students	18	15	17	50
Percentage of Intervention Students	17.82%	16.48%	17.35%	17.24%

5 Year Enrollment Chart



PROJECTED 2023-24 STUDENT INFORMATION	GRADE			
	3	4	5	TOTAL
Number of Students	76	101	91	268
Number of Sections	4	5	5	14
Average Class Size	19.00	20.20	18.20	19.14
Students in Special Programs	4	0	3	7
Number of Special Education Students	11	8	15	34
Percentage of Special Education Students	14.47%	7.92%	16.48%	12.36%
Number of Bilingual Students**				0
Percentage of Bilingual Students**				0.00%
Number of English Language (EL) Students				16
Percentage of English Language (EL) Students				5.82%
Number of Intervention Students				55
Percentage of Intervention Students				20.00%

MARY G. FRITZ ELEMENTARY SCHOOL Mr. Eric Carbone, Principal						
Personnel						
	Position	Function Code	Object Code	2022-23 FTE	2023-24 FTE	Variance
Core Program						
	Classroom Teachers	1100	111B	14	13	-1
	Art Teacher	1101	111B	0.5	0.5	0
	Vocal Music Teacher	1108	111B	0.5	0.5	0
	Instrumental Music Teacher	1108	111B	1	1	0
	PE/Health Teacher	1109	111B	1	1	0
	Position	Function Code	Object Code	2022-23 FTE	2023-24 FTE	Variance
Core Program						
	Computer Science Teacher	1118	111B	0.5	0.5	0
	Librarian	2222	111B	1	1	0
	STEP Teacher	1280	111B	0.25	0.25	0
	World Language	1103	111B	0.5	0.5	0
Intervention and Special Education						
	Social Worker**	2110	111B	1	1	0
	Psychologist	2140	111B	2	2	0
	Special Education Teachers**	1200	111B	5.25	3.25	-2
	Interventionists	1380	111B	3	3	0
	Speech Language Pathologist**	2150	111B	1	1	0
	English Learner (EL) Teacher	1380	111B	0.5	0.5	0
	Bilingual Teacher	1380	111B	0	0	0
	Instructional Coach Literacy	2211	111B	0	0	0
	Instructional Coach Numeracy	2211	111B	0	0	0
	Bilingual Paraeducators	1100	112A	0.5	0.5	
	Special Education Paraeducators	1200	112A	10	8	-2
Operational Staff						
	Lunch/Recess Aides	1100	112Q	2.5	2.5	0
	School Secretary	2400	112F	1	1	0
	School Clerk	2400	112F	1	1	0
	Custodian	2540	112Y	1	1	0
	Nurse	2130	112N	1	1	0
	Certified Nursing Assistant	2130	112A	0.325	0.325	0
Administration						
	Principal	2400	111A	1	1	0

**Includes BCBA

MARY G. FRITZ ELEMENTARY SCHOOL	
Languages Spoken	
English	Filipino
Spanish	Portugese
Arabic	Vietnamese
Gujarati	French
Nepali	Visayan
Mandarin	

PARKER FARMS ELEMENTARY SCHOOL Mrs. Christina Sagnella, Principal																		
2022-23 STUDENT INFORMATION	GRADE																	
	3	4	5	TOTAL														
Number of Students	82	80	66	228														
Number of Sections	4	4	3	11														
Average Class Size	20.50	20.00	22.00	20.73														
Students in Special Programs	1	1	3	5														
Number of Free and Reduced Lunch Students	35	36	29	100														
Number of Special Education Students	11	11	21	43														
Percentage of Special Education Students	13.25%	13.58%	30.43%	18.45%														
Number Of Bilingual Students	4	4	4	12														
Percentage of Bilingual Students	4.82%	4.94%	5.80%	5.15%														
Number of English Language (EL) Students	15	16	10	41														
Percentage of English Language (EL) Students	18.07%	19.75%	14.49%	17.60%														
Number of Intervention Students	23	20	18	61														
Percentage of Intervention Students	27.71%	24.69%	26.09%	26.18%														
5 Year Enrollment Chart																		
<div><div>Parker Farms Elementary School</div><div>5 Year Enrollment History</div><table><thead><tr><th>Year</th><th>Enrollment</th></tr></thead><tbody><tr><td>2018-19</td><td>269</td></tr><tr><td>2019-20</td><td>282</td></tr><tr><td>2020-21</td><td>225</td></tr><tr><td>2021-22</td><td>228</td></tr><tr><td>2022-23</td><td>233</td></tr><tr><td>Projected 2023-24</td><td>238</td></tr></tbody></table></div>					Year	Enrollment	2018-19	269	2019-20	282	2020-21	225	2021-22	228	2022-23	233	Projected 2023-24	238
Year	Enrollment																	
2018-19	269																	
2019-20	282																	
2020-21	225																	
2021-22	228																	
2022-23	233																	
Projected 2023-24	238																	
PROJECTED 2023-24 STUDENT INFORMATION	GRADE																	
	3	4	5	TOTAL														
Number of Students	74	82	80	236														
Number of Sections	4	4	4	12														
Average Class Size	18.50	20.50	20.00	19.67														
Students in Special Programs	0	1	1	2														
Number of Special Education Students	9	11	11	31														
Percentage of Special Education Students	12.16%	13.41%	13.75%	13.03%														
Number of Bilingual Students**				16														
Percentage of Bilingual Students**				6.72%														
Number of English Language (EL) Students				41														
Percentage of English Language (EL) Students				17.23%														
Number of Intervention Students				63														
Percentage of Intervention Students				26.47%														

PARKER FARMS ELEMENTARY SCHOOL Mrs. Christina Sagnella, Principal						
Personnel						
	Position	Function Code	Object Code	2022-23 FTE	2023-24 FTE	Variance
Core Program						
	Classroom Teachers	1100	111B	11	12	1
	Art Teacher	1101	111B	0.5	0.5	0
	Vocal Music Teacher	1108	111B	0.5	0.5	0
	Instrumental Music Teacher	1108	111B	1	1	0
	PE/Health Teacher	1109	111B	1	1	0
	Position	Function Code	Object Code	2022-23 FTE	2023-24 FTE	Variance
Core Program						
	Computer Science Teacher	1118	111B	0.5	0.5	0
	Librarian	2222	111B	1	1	0
	STEP Teacher	1280	111B	0.25	0.25	0
	World Language Teacher	1103	111B	0.5	0.5	0
Intervention and Special Education						
	Social Worker	2110	111B	1	1	0
	Psychologist	2140	111B	1	1	0
	Special Education Teachers*	1200	111B	3.25	3.25	0
	Interventionists	1380	111B	3	3	0
	Speech Language Pathologist	2150	111B	1	1	0
	English Learner (EL) Teacher	1380	111B	1	1	0
	Bilingual Teacher	1380	111B	0.5	0.5	0
	Instructional Coach Literacy	2211	111B	0	0	0
	Instructional Coach Numeracy	2211	111B	0	0	0
	Special Education Paraeducators	1200	112A	9	8	-1
	Bilingual Paraeducators	1100	112A	0.5	0.5	0
Operational Staff						
	Lunch/Recess Aides	1100	112Q	2	2	0
	School Secretary	2400	112F	1	1	0
	School Clerk	2400	112F	1	1	0
	Custodian	2540	112Y	1	1	0
	Nurse	2130	112N	1	1	0
	Certified Nursing Assistant	2130	112A	0.325	0.325	0
Administration						
	Principal	2400	111A	1	1	0

*Includes BCBA

PARKER FARMS ELEMENTARY SCHOOL		
Languages Spoken		
English	Bengali	Swahili
Spanish	Polish	Turkish
Arabic	Punjabi	Urdu
Portugese	Mandarin	Hindi
	Gujarati	

POND HILL ELEMENTARY SCHOOL Mr. Gregory Dirksen, Interim Principal				
2022-23 STUDENT INFORMATION	GRADE			
	3	4	5	TOTAL
Number of Students	72	95	93	260
Number of Sections	4	5	5	14
Average Class Size	18.00	19.00	18.60	18.57
Students in Special Programs	5	1	3	9
Number of Free and Reduced Lunch Students	27	34	34	95
Number of Special Education Students	17	27	18	62
Percentage of Special Education Students	22.08%	28.13%	18.75%	23.05%
Number Of Bilingual Students	0	0	0	0
Percentage of Bilingual Students	0.00%	0.00%	0.00%	0.00%
Number of English Language (EL) Students	6	15	6	27
Percentage of English Language (EL) Students	7.79%	15.63%	6.25%	10.04%
Number of Intervention Students	10	15	11	36
Percentage of Intervention Students	12.99%	15.63%	11.46%	13.38%
5 Year Enrollment Chart				
<div><div><div><div><div><div></div><div></div><div></div><div></div><div></div><div></div></div><div><div><div></div><div></div><div></div><div></div><div></div><div></div></div></div><div><div><div></div><div></div><div></div><div></div><div></div><div></div></div></div><div><div><div></div><div></div><div></div><div></div><div></div><div></div></div></div><div><div><div></div><div></div><div></div><div></div><div></div><div></div></div></div><div><div><div></div><div></div><div></div><div></div><div></div><div></div></div></div><div><div><div></div><div></div><div></div><div></div><div></div><div></div></div></div></div><div><div><div><div><div></div><div></div></div><div><div></div><div></div></div></div><div><div><div></div><div></div></div><div><div></div><div></div></div></div><div><div><div></div><div></div></div><div><div></div><div></div></div></div><div><div><div></div><div></div></div><div><div></div><div></div></div></div><div><div><div></div><div></div></div><div><div></div><div></div></div></div></div><div><div><div><div></div><div></div></div><div><div></div><div></div></div></div><div><div><div></div><div></div></div><div><div></div><div></div></div></div><div><div><div></div><div></div></div><div><div></div><div></div></div></div><div><div><div></div><div></div></div><div><div></div><div></div></div></div></div><div><div><div><div></div><div></div></div><div><div></div><div></div></div></div><div><div><div></div><div></div></div><div><div></div><div></div></div></div><div><div><div></div><div></div></div><div><div></div><div></div></div></div></div><div><div><div><div></div><div></div></div><div><div></div><div></div></div></div><div><div><div></div><div></div></div><div><div></div><div></div></div></div><div><div><div></div><div></div></div><div><div></div><div></div></div></div></div><div><div><div><div></div><div></div></div><div><div></div><div></div></div></div><div><div><div></div><div></div></div><div><div></div><div></div></div></div><div><div><div></div><div></div></div><div><div></div><div></div></div></div></div></div></div><div><div><div><div></div><div></div></div><div><div></div><div></div></div></div><div><div><div></div><div></div></div><div><div></div><div></div></div></div><div><div><div></div><div></div></div><div><div></div><div></div></div></div></div><div><div><div><div></div><div></div></div><div><div></div><div></div></div></div><div><div><div></div><div></div></div><div><div></div><div></div></div></div><div><div><div></div><div></div></div><div><div></div><div></div></div></div></div></div></div> <div><div><div><div></div><div></div></div><div><div></div><div></div></div></div><div><div><div></div><div></div></div><div><div></div><div></div></div></div><div><div><div></div><div></div></div><div><div></div><div></div></div></div></div> <div><div><div><div></div><div></div></div><div><div></div><div></div></div></div><div><div><div></div><div></div></div><div><div></div><div></div></div></div><div><div><div></div><div></div></div><div><div></div><div></div></div></div></div> <div><div><div><div></div><div></div></div><div><div></div><div></div></div></div><div><div><div></div><div></div></div><div><div></div><div></div></div></div><div><div><div></div><div></div></div><div><div></div><div></div></div></div></div> <div><div><div><div></div><div></div></div><div><div></div><div></div></div></div><div><div><div></div><div></div></div><div><div></div><div></div></div></div><div><div><div></div><div></div></div><div><div></div><div></div></div></div></div> <div><div><div><div></div><div></div></div><div><div></div><div></div></div></div><div><div><div></div><div></div></div><div><div></div><div></div></div></div><div><div><div></div><div></div></div><div><div></div><div></div></div></div></div> <div><div><div><div></div><div></div></div><div><div></div><div></div></div></div><div><div><div></div><div></div></div><div><div></div><div></div></div></div><div><div><div></div><div></div></div><div><div></div><div></div></div></div></div> <div><div><div><div></div><div></div></div><div><div></div><div></div></div></div><div><div><div></div><div></div></div><div><div></div><div></div></div></div><div><div><div></div><div></div></div><div><div></div><div></div></div></div></div> <div><div><div><div></div><div></div></div><div><div></div><div></div></div></div><div><div><div></div><div></div></div><div><div></div><div></div></div></div><div><div><div></div><div></div></div><div><div></div><div></div></div></div></div> <div><div><div><div></div><div></div></div><div><div></div><div></div></div></div><div><div><div></div><div></div></div><div><div></div><div></div></div></div><div><div><div></div><div></div></div><div><div></div><div></div></div></div></div> <div><div><div><div></div><div></div></div><div><div></div><div></div></div></div><div><div><div></div><div></div></div><div><div></div><div></div></div></div><div><div><div></div><div></div></div><div><div></div><div></div></div></div></div> <div><div><div><div></div><div></div></div><div><div></div><div></div></div></div><div><div><div></div><div></div></div><div><div></div><div></div></div></div><div><div><div></div><div></div></div><div><div></div><div></div></div></div></div> <div><div><div><div></div><div></div></div><div><div></div><div></div></div></div><div><div><div></div><div></div></div><div><div></div><div></div></div></div><div><div><div></div><div></div></div><div><div></div><div></div></div></div></div> <div><div><div><div></div><div></div></div><div><div></div><div></div></div></div><div><div><div></div><div></div></div><div><div></div><div></div></div></div><div><div><div></div><div></div></div><div><div></div><div></div></div></div></div> <div><div><div><div></div><div></div></div><div><div></div><div></div></div></div><div><div><div></div><div></div></div><div><div></div><div></div></div></div><div><div><div></div><div></div></div><div><div></div><div></div></div></div></div> <div><div><div><div></div><div></div></div><div><div></div><div></div></div></div><div><div><div></div><div></div></div><div><div></div><div></div></div></div><div><div><div></div><div></div></div><div><div></div><div></div></div></div></div> <div><div><div><div></div><div></div></div><div><div></div><div></div></div></div><div><div><div></div><div></div></div><div><div></div><div></div></div></div><div><div><div></div><div></div></div><div><div></div><div></div></div></div></div> <div><div><div><div></div><div></div></div><div><div></div><div></div></div></div><div><div><div></div><div></div></div><div><div></div><div></div></div></div><div><div><div></div><div></div></div><div><div></div><div></div></div></div></div> <div><div><div><div></div><div></div></div><div><div></div><div></div></div></div><div><div><div></div><div></div></div><div><div></div><div></div></div></div><div><div><div></div><div></div></div><div><div></div><div></div></div></div></div> <div><div><div><div></div><div></div></div><div><div></div><div></div></div></div><div><div><div></div><div></div></div><div><div></div><div></div></div></div><div><div><div></div><div></div></div><div><div></div><div></div></div></div></div> <div><div><div><div></div><div></div></div><div><div></div><div></div></div></div><div><div><div></div><div></div></div><div><div></div><div></div></div></div><div><div><div></div><div></div></div><div><div></div><div></div></div></div></div> <div><div><div><div></div><div></div></div><div><div></div><div></div></div></div><div><div><div></div><div></div></div><div><div></div><div></div></div></div><div><div><div></div><div></div></div><div><div></div><div></div></div></div></div> <div><div><div><div></div><div></div></div><div><div></div><div></div></div></div><div><div><div></div><div></div></div><div><div></div><div></div></div></div><div><div><div></div><div></div></div><div><div></div><div></div></div></div></div> <div><div><div><div></div><div></div></div><div><div></div><div></div></div></div><div><div><div></div><div></div></div><div><div></div><div></div></div></div><div><div><div></div><div></div></div><div><div></div><div></div></div></div></div> <div><div><div><div></div><div></div></div><div><div></div><div></div></div></div><div><div><div></div><div></div></div><div><div></div><div></div></div></div><div><div><div></div><div></div></div><div><div></div><div></div></div></div></div> <div><div><div><div></div><div></div></div><div><div></div><div></div></div></div><div><div><div></div><div></div></div><div><div></div><div></div></div></div><div><div><div></div><div></div></div><div><div></div><div></div></div></div></div> <div><div><div><div></div><div></div></div><div><div></div><div></div></div></div><div><div><div></div><div></div></div><div><div></div><div></div></div></div><div><div><div></div><div></div></div><div><div></div><div></div></div></div></div> <div><div><div><div></div><div></div></div><div><div></div><div></div></div></div><div><div><div></div><div></div></div><div><div></div><div></div></div></div><div><div><div></div><div></div></div><div><div></div><div></div></div></div></div> <div><div><div><div></div><div></div></div><div><div></div><div></div></div></div><div><div><div></div><div></div></div><div><div></div><div></div></div></div><div><div><div></div><div></div></div><div><div></div><div></div></div></div></div> <div><div><div><div></div><div></div></div><div><div></div><div></div></div></div><div><div><div></div><div></div></div><div><div></div><div></div></div></div><div><div><div></div><div></div></div><div><div></div><div></div></div></div></div> <div><div><div><div></div><div></div></div><div><div></div><div></div></div></div><div><div><div></div><div></div></div><div><div></div><div></div></div></div><div><div><div></div><div></div></div><div><div></div><div></div></div></div></div> <div><div><div><div></div><div></div></div><div><div></div><div></div></div></div><div><div><div></div><div></div></div><div><div></div><div></div></div></div><div><div><div></div><div></div></div><div><div></div><div></div></div></div></div> <div><div><div><div></div><div></div></div><div><div></div><div></div></div></div><div><div><div></div><div></div></div><div><div></div><div></div></div></div><div><div><div></div><div></div></div><div><div></div><div></div></div></div></div> <div><div><div><div></div><div></div></div><div><div></div><div></div></div></div><div><div><div></div><div></div></div><div><div></div><div></div></div></div><div><div><div></div><div></div></div><div><div></div><div></div></div></div></div> <div><div><div><div></div><div></div></div><div><div></div><div></div></div></div><div><div><div></div><div></div></div><div><div></div><div></div></div></div><div><div><div></div><div></div></div><div><div></div><div></div></div></div></div> <div><div><div><div></div><div></div></div><div><div></div><div></div></div></div><div><div><div></div><div></div></div><div><div></div><div></div></div></div><div><div><div></div><div></div></div><div><div></div><div></div></div></div></div> <div><div><div><div></div><div></div></div><div><div></div><div></div></div></div><div><div><div></div><div></div></div><div><div></div><div></div></div></div><div><div><div></div><div></div></div><div><div></div><div></div></div></div></div> <div><div><div><div></div><div></div></div><div><div></div><div></div></div></div><div><div><div></div><div></div></div><div><div></div><div></div></div></div><div><div><div></div><div></div></div><div><div></div><div></div></div></div></div> <div><div><div><div></div><div></div></div><div><div></div><div></div></div></div><div><div><div></div><div></div></div><div><div></div><div></div></div></div><div><div><div></div><div></div></div><div><div></div><div></div></div></div></div> <div><div><div><div></div><div></div></div><div><div></div><div></div></div></div><div><div><div></div><div></div></div><div><div></div><div></div></div></div><div><div><div></div><div></div></div><div><div></div><div></div></div></div></div> <div><div><div><div></div><div></div></div><div><div></div><div></div></div></div><div><div><div></div><div></div></div><div><div></div><div></div></div></div><div><div><div></div><div></div></div><div><div></div><div></div></div></div></div> <div><div><div><div></div><div></div></div><div><div></div><div></div></div></div><div><div><div></div><div></div></div><div><div></div><div></div></div></div><div><div><div></div><div></div></div><div><div></div><div></div></div></div></div> <div><div><div><div></div><div></div></div><div><div></div><div></div></div></div><div><div><div></div><div></div></div><div><div></div><div></div></div></div><div><div><div></div><div></div></div><div><div></div><div></div></div></div></div> <div><div><div><div></div><div></div></div><div><div></div><div></div></div></div><div><div><div></div><div></div></div><div><div></div><div></div></div></div><div><div><div></div><div></div></div><div><div></div><div></div></div></div></div> <div><div><div><div></div><div></div></div><div><div></div><div></div></div></div><div><div><div></div><div></div></div><div><div></div><div></div></div></div><div><div><div></div><div></div></div><div><div></div><div></div></div></div></div> <div><div><div><div></div><div></div></div><div><div></div><div></div></div></div><div><div><div></div><div></div></div><div><div></div><div></div></div></div><div><div><div></div><div></div></div><div><div></div><div></div></div></div></div> <div><div><div><div></div><div></div></div><div><div></div><div></div></div></div><div><div><div></div><div></div></div><div><div></div><div></div></div></div><div><div><div></div><div></div></div><div><div></div><div></div></div></div></div> <div><div><div><div></div><div></div></div><div><div></div><div></div></div></div><div><div><div></div><div></div></div><div><div></div><div></div></div></div><div><div><div></div><div></div></div><div><div></div><div></div></div></div></div> <div><div><div><div></div><div></div></div><div><div></div><div></div></div></div><div><div><div></div><div></div></div><div><div></div><div></div></div></div><div><div><div></div><div></div></div><div><div></div><div></div></div></div></div> <div><div><div><div></div><div></div></div><div><div></div><div></div></div></div><div><div><div></div><div></div></div><div><div></div><div></div></div></div><div><div><div></div><div></div></div><div><div></div><div></div></div></div></div> <div><div><div><div></div><div></div></div><div><div></div><div></div></div></div><div><div><div></div><div></div></div><div><div></div><div></div></div></div><div><div><div></div><div></div></div><div><div></div><div></div></div></div></div> <div><div><div><div></div><div></div></div><div><div></div><div></div></div></div><div><div><div></div><div></div></div><div><div></div><div></div></div></div><div><div><div></div><div></div></div><div><div></div><div></div></div></div></div> <div><div><div><div></div><div></div></div><div><div></div><div></div></div></div><div><div><div></div><div></div></div><div><div></div><div></div></div></div><div><div><div></div><div></div></div><div><div></div><div></div></div></div></div> <div><div><div><div></div><div></div></div><div><div></div><div></div></div></div><div><div><div></div><div></div></div><div><div></div><div></div></div></div><div><div><div></div><div></div></div><div><div></div><div></div></div></div></div> <div><div><div><div></div><div></div></div><div><div></div><div></div></div></div><div><div><div></div><div></div></div><div><div></div><div></div></div></div><div><div><div></div><div></div></div><div><div></div><div></div></div></div></div> <div><div><div><div></div><div></div></div><div><div></div><div></div></div></div><div><div><div></div><div></div></div><div><div></div><div></div></div></div><div><div><div></div><div></div></div><div><div></div><div></div></div></div></div> <div><div><div><div></div><div></div></div><div><div></div><div></div></div></div><div><div><div></div><div></div></div><div><div></div><div></div></div></div><div><div><div></div><div></div></div><div><div></div><div></div></div></div></div> <div><div><div><div></div><div></div></div><div><div></div><div></div></div></div><div><div><div></div><div></div></div><div><div></div><div></div></div></div><div><div><div></div><div></div></div><div><div></div><div></div></div></div></div> <div><div><div><div></div><div></div></div><div><div></div><div></div></div></div><div><div><div></div><div></div></div><div><div></div><div></div></div></div><div><div><div></div><div></div></div><div><div></div><div></div></div></div></div> <div><div><div><div></div><div></div></div><div><div></div><div></div></div></div><div><div><div></div><div></div></div><div><div></div><div></div></div></div><div><div><div></div><div></div></div><div><div></div><div></div></div></div></div> <div><div><div><div></div><div></div></div><div><div></div><div></div></div></div><div><div><div></div><div></div></div><div><div></div><div></div></div></div><div><div><div></div><div></div></div><div><div></div><div></div></div></div></div> <div><div><div><div></div><div></div></div><div><div></div><div></div></div></div><div><div><div></div><div></div></div><div><div></div><div></div></div></div><div><div><div></div><div></div></div><div><div></div><div></div></div></div></div> <div><div><div><div></div><div></div></div><div><div></div><div></div></div></div><div><div><div></div><div></div></div><div><div></div><div></div></div></div><div><div><div></div><div></div></div><div><div></div><div></div></div></div></div> <div><div><div><div></div><div></div></div><div><div></div><div></div></div></div><div><div><div></div><div></div></div><div><div></div><div></div></div></div><div><div><div></div><div></div></div><div><div></div><div></div></div></div></div> <div><div><div><div></div><div></div></div><div><div></div><div></div></div></div><div><div><div></div><div></div></div><div><div></div><div></div></div></div><div><div><div></div><div></div></div><div><div></div><div></div></div></div></div> <div><div><div><div></div><div></div></div><div><div></div><div></div></div></div><div><div><div></div><div></div></div><div><div></div><div></div></div></div><div><div><div></div><div></div></div><div><div></div><div></div></div></div></div> <div><div><div><div></div><div></div></div><div><div></div><div></div></div></div><div><div><div></div><div></div></div><div><div></div><div></div></div></div><div><div><div></div><div></div></div><div><div></div><div></div></div></div></div> <div><div><div><div></div><div></div></div><div><div></div><div></div></div></div><div><div><div></div><div></div></div><div><div></div><div></div></div></div><div><div><div></div><div></div></div><div><div></div><div></div></div></div></div> <div><div><div><div></div><div></div></div><div><div></div><div></div></div></div><div><div><div></div><div></div></div><div><div></div><div></div></div></div><div><div><div></div><div></div></div><div><div></div><div></div></div></div></div> <div><div><div><div></div><div></div></div><div><div></div><div></div></div></div><div><div><div></div><div></div></div><div><div></div><div></div></div></div><div><div><div></div><div></div></div><div><div></div><div></div></div></div></div> <div><div><div><div></div><div></div></div><div><div></div><div></div></div></div><div><div><div></div><div></div></div><div><div></div><div></div></div></div><div><div><div></div><div></div></div><div><div></div><div></div></div></div></div> <div><div><div><div></div><div></div></div><div><div></div><div></div></div></div><div><div><div></div><div></div></div><div><div></div><div></div></div></div><div><div><div></div><div></div></div><div><div></div><div></div></div></div></div> <div><div><div><div></div><div></div></div><div><div></div><div></div></div></div><div><div><div></div><div></div></div><div><div></div><div></div></div></div><div><div><div></div><div></div></div><div><div></div><div></div></div></div></div> <div><div><div><div></div><div></div></div><div><div></div><div></div></div></div><div><div><div></div><div></div></div><div><div></div><div></div></div></div><div><div><div></div><div></div></div><div><div></div><div></div></div></div></div> <div><div><div><div></div><div></div></div><div><div></div><div></div></div></div><div><div><div></div><div></div></div><div><div></div><div></div></div></div><div><div><div></div><div></div></div><div><div></div><div></div></div></div></div> <div></div>				

POND HILL ELEMENTARY SCHOOL
Mr. Gregory Dirkson, Interim Principal

Personnel						
	Position	Function Code	Object Code	2022-23 FTE	2023-24 FTE	Variance
Core Program						
	Classroom Teachers	1100	111B	14	14	0
	Art Teacher	1101	111B	0.5	0.5	0
	Vocal Music Teacher	1108	111B	0.5	0.5	0
	Instrumental Music Teacher	1108	111B	1	1	0
	PE/Health Teacher	1109	111B	1	1	0
	Position	Function Code	Object Code	2022-23 FTE	2023-24 FTE	Variance
Core Program						
	Computer Science Teacher	1118	111B	0.5	0.5	0
	Librarian	2222	111B	1	1	0
	STEP Teacher	1280	111B	0.25	0.25	0
	World Language Teacher	1103	111B	0.5	0.5	0
Intervention and Special Education						
	Social Worker	2110	111B	1.5	1.5	0
	Psychologist	2140	111B	1	1	0
	Special Education Teachers*	1200	111B	5.25	5.25	0
	Interventionists	1380	111B	3	3	0
	Speech Language Pathologist	2150	111B	1	1	0
	English Learner (EL) Teacher	1380	111B	1	1	0
	Bilingual Teacher	1380	111B	0	0	0
	Instructional Coach Literacy	2211	111B	0	0	0
	Instructional Coach Numeracy	2211	111B	0	0	0
	Special Education Paraeducators	1200	112A	12	12	0
	Bilingual Paraeducators	1100	112A	0	0	0
Operational Staff						
	Lunch/Recess Aides	1100	112Q	3	2.5	-0.5
	School Secretary	2400	112F	1	1	0
	School Clerk	2400	112F	1	1	0
	Custodian	2540	112Y	1	1	0
	Nurse	2130	112N	1	1	0
	Certified Nursing Assistant	2130	112A	0.533	0.533	0
Administration						
	Principal	2400	111A	1	1	0

*Includes BCBA

POND HILL ELEMENTARY SCHOOL		
Languages Spoken		
English	Bosnian	Armenian
Spanish	Gujarati	Turkish
Albanian	Mandarin	Urdu
Arabic	Polish	Vietnamese
	Baluchi	

ROCK HILL ELEMENTARY SCHOOL Ms. Lisa Carlson, Principal																		
2022-23 STUDENT INFORMATION	GRADE																	
	3	4	5	TOTAL														
Number of Students	88	115	101	304														
Number of Sections	4	5	5	14														
Average Class Size	22.00	23.00	20.20	21.71														
Students in Special Programs	0	0	0	0														
Number of Free and Reduced Lunch Students	36	31	28	95														
Number of Special Education Students	13	20	14	47														
Percentage of Special Education Students	14.77%	17.39%	13.86%	15.46%														
Number Of Bilingual Students	3	4	1	8														
Percentage of Bilingual Students	3.41%	3.48%	0.99%	2.63%														
Number of English Language (EL) Students	14	17	8	39														
Percentage of English Language (EL) Students	15.91%	14.78%	7.92%	12.83%														
Number of Intervention Students	13	18	20	51														
Percentage of Intervention Students	14.77%	15.65%	19.80%	16.78%														
5 Year Enrollment Chart																		
<div><div>Rock Hill Elementary School</div><div>5 Year Enrollment History</div><table><thead><tr><th>Year</th><th>Enrollment</th></tr></thead><tbody><tr><td>2018-19</td><td>305</td></tr><tr><td>2019-20</td><td>299</td></tr><tr><td>2020-21</td><td>298</td></tr><tr><td>2021-22</td><td>307</td></tr><tr><td>2022-23</td><td>304</td></tr><tr><td>Projected 2023-24</td><td>303</td></tr></tbody></table></div>					Year	Enrollment	2018-19	305	2019-20	299	2020-21	298	2021-22	307	2022-23	304	Projected 2023-24	303
Year	Enrollment																	
2018-19	305																	
2019-20	299																	
2020-21	298																	
2021-22	307																	
2022-23	304																	
Projected 2023-24	303																	
PROJECTED 2023-24 STUDENT INFORMATION	GRADE																	
	3	4	5	TOTAL														
Number of Students	102	89	112	303														
Number of Sections	5	4	5	14														
Average Class Size	20.40	22.25	22.40	21.64														
Students in Special Programs	0	0	0	0														
Number of Special Education Students	21	13	20	54														
Percentage of Special Education Students	20.00%	14.61%	17.86%	17.82%														
Number of Bilingual Students**				13														
Percentage of Bilingual Students**				4.29%														
Number of English Language (EL) Students				38														
Percentage of English Language (EL) Students				12.54%														
Number of Intervention Students				49														
Percentage of Intervention Students				16.17%														

ROCK HILL ELEMENTARY SCHOOL Ms. Lisa Carlson, Principal						
Personnel						
	Position	Function Code	Object Code	2022-23 FTE	2023-24 FTE	Variance
Core Program						
	Classroom Teachers	1100	111B	14	14	0
	Art Teacher	1101	111B	0.5	0.5	0
	Vocal Music Teacher	1108	111B	0.5	0.5	0
	Instrumental Music Teacher	1108	111B	1	1	0
	PE/Health Teacher	1109	111B	1	1	0
	Position	Function Code	Object Code	2022-23 FTE	2023-24 FTE	Variance
Core Program						
	Computer Science Teacher	1118	111B	0.5	0.5	0
	Librarian	2222	111B	1	1	0
	STEP Teacher	1280	111B	0.25	0.25	0
	World Language Teacher	1103	111B	0.5	0.5	0
Intervention and Special Education						
	Social Worker	2110	111B	1	1	0
	Psychologist	2140	111B	1	1	0
	Special Education Teachers*	1200	111B	3.25	4.25	1
	Interventionists	1380	111B	3	3	0
	Speech Language Pathologist	2150	111B	1	1	0
	English Learner (EL) Teacher	1380	111B	1	1	0
	Bilingual Teacher	1380	111B	0.5	0.5	0
	Instructional Coach Literacy	2211	111B	0	0	0
	Instructional Coach Numeracy	2211	111B	0	0	0
	Special Education Paraeducators	1200	112A	7	7	0
	Bilingual Paraeducators	1100	112A	0.5	0.5	0
Operational Staff						
	Lunch/Recess Aides	1100	112Q	2.5	2.5	0
	School Secretary	2400	112F	1	1	0
	School Clerk	2400	112F	1	1	0
	Custodian	2540	112Y	1	1	0
	Nurse	2130	112N	1	1	0
	Certified Nursing Assistant	2130	112A	0.325	0.325	0
Administration						
	Principal	2400	111A	1	1	0

*Includes BCBA

ROCK HILL ELEMENTARY SCHOOL		
Languages Spoken		
English	Italian	Punjabi
Spanish	Khmer(Cambodian)	Gujarati
Albanian	Mandarin	Turkish
Bengali	Pilipino (Filipino)	Urdu
Hindi	Polish	Portugese
	French	

Budget Introduction

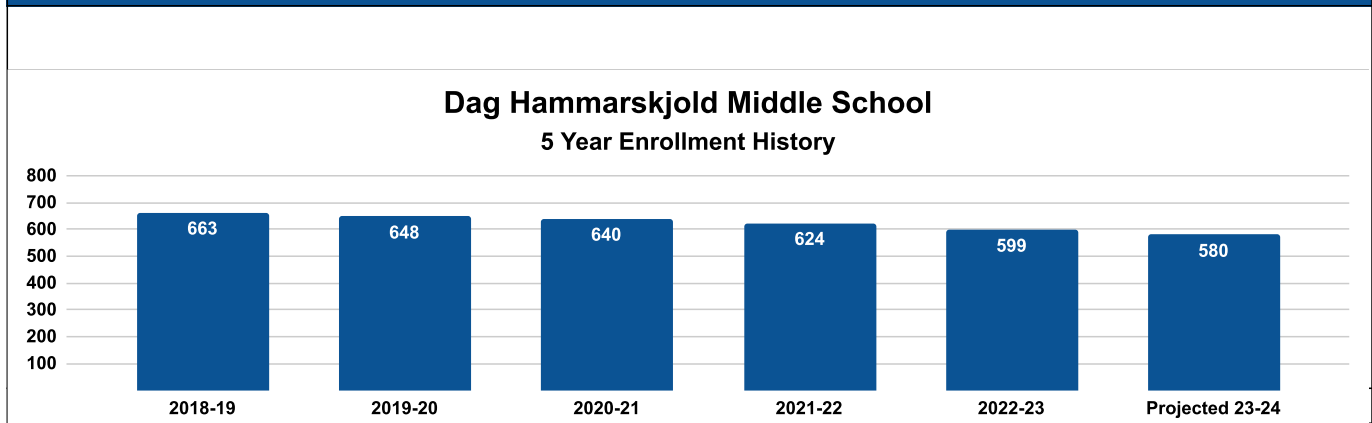
Middle Schools



DAG HAMMARSKJOLD MIDDLE SCHOOL
Mr. Todd Snyder, Principal
Ms. Christine Melita, Assistant Principal

2022-23 STUDENT INFORMATION	GRADE			
	6	7	8	TOTAL
Number of Students	178	196	209	583
Number of Teams	2	2	2	6
Students in Special Programs	6	3	7	16
Number of Free and Reduced Lunch Students	60	71	72	203
Number of Special Education Students	37	26	43	106
Percentage of Special Education Students	20.11%	13.07%	19.91%	17.70%
Number of Bilingual Students	4	6	3	13
Percentage of Bilingual Students	2.17%	3.02%	1.39%	2.17%
Number of English Language (EL) Students	12	14	17	43
Percentage of English Language (EL) Students	6.52%	7.04%	7.87%	7.18%
Number of Intervention Students	34	54	51	139
Percentage of Intervention Students	18.48%	27.14%	23.61%	23.21%

5 Year Enrollment Chart



PROJECTED 2022-23 STUDENT INFORMATION	6	7	8	TOTAL
Number of Students	194	178	196	568
Number of Sections	10	10	10	30
Average Class Size Core Areas	19.4	17.8	19.6	18.93
Students in Special Programs	3	6	3	12
Number of Special Education Students	32	37	26	95
Percentage of Special Education Students	16.24%	20.11%	13.07%	16.38%
Number of Bilingual Students**				11
Percentage of Bilingual Students**				1.90%
Number of English Language (EL) Students				40
Percentage of English Language (EL) Students				6.90%
Number of Intervention Students				119
Percentage of Intervention Students				20.52%

DAG HAMMARSKJOLD MIDDLE SCHOOL						
Personnel						
	Position	Function Code	Object Code	2022-23 FTE	2023-24 FTE	Variance
Core Program						
	World Language Teachers	1103	111B	6	6	0
	Art Teachers	1101	111B	2	2	0
	Technology Teachers	1123	111B	2	2	0
	Physical Education Teachers	1109	111B	3	3	0
	Health Teacher	1113	111B	1	1	0
	Librarian	2222	111B	1	1	0
	Music Teachers	1108	111B	3	3	0
	Family Consumer Science Teachers	1123	111B	1	1	0
	Capstone Teacher	1100	111B	1	1	0
	STEP Teacher	1280	111B	1	1	0
	Computer Science Teacher	1118	111B	1	1	0
Intervention and Special Education						
	Social Worker	2110	111B	2	2	0
	Instructional Coach Humanities	2211	111B	0.5	0.5	0
	Instructional Coach STEM	2211	111B	0.5	0.5	0
	Psychologist	2140	111B	1	1	0
	Special Education Teachers*	1200	111B	10.25	10.25	0
	Special Ed Department Heads	2450	111B	0.5	0.5	0
	Counselors	2120	111B	3	3	0
	EL Teachers	1380	111B	2	2	0
	Bilingual Teacher	1380	111B	0	0	0
	Speech Language Pathologist	2150	111B	1.5	1.5	0
	Reading Interventionist	1380	111B	2	2	0
	Mathematics Interventionist	1380	111B	2	2	0
	General Education Paraeducators	1100	112A	1	1	0
	Special Education Paraeducators	1200	112A	20	20	0
	EL/Bilingual Paraeducators	1100	112A	0	0	0
Operational Staff						
	Lunch/Recess Aides	1100	112Q	2	2	0
	School Secretary	2400	112F	1	1	0
	School Clerks	2400	112F	1.5	1.5	0
	Counseling Clerk	2120	112F	1	1	0
	Library Clerk	2222	112F	1	1	0
	Custodians	2540	112Y	6	6	0
	Nurse	2130	112N	1	1	0
	Certified Nursing Assistant	2130	112A	0.65	0.65	0
Administration						
	Principal	2400	111A	1	1	0
	Assistant Principal	2400	111C	1	1	0

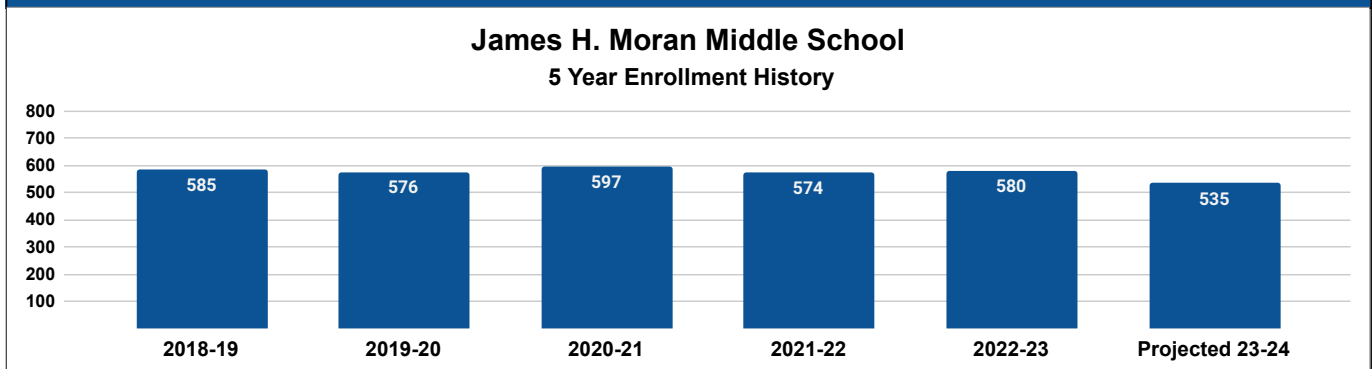
*Includes BCBA

DAG HAMMARSKJOLD MIDDLE SCHOOL				
Languages Spoken				
English	Arabic	Russian	Khmer(Cambodian)	Turkish
Spanish	Bengali	Gujarati	Slovak	Urdu
Albanian	Bosnian	Italian	Malay(Indonesian)	Tagalog
	Mandarin	Cantonese		

JAMES H. MORAN MIDDLE SCHOOL
Mr. Joseph Piacentini Principal
Mr. Daniel Bologna, Assistant Principal

2022-23 STUDENT INFORMATION	GRADE			
	6	7	8	TOTAL
Number of Students	193	172	209	574
Number of Teams	2	2	2	6
Students in Special Programs	2	1	3	6
Number of Free and Reduced Lunch Students	57	54	63	174
Number of Special Education Students	38	32	46	116
Percentage of Special Education Students	19.49%	18.50%	21.70%	20.00%
Number of Bilingual Students	0	0	0	0
Percentage of Bilingual Students	0.00%	0.00%	0.00%	0.00%
Number of English Language (EL) Students	9	7	12	28
Percentage of English Language (EL) Students	4.62%	4.05%	5.66%	4.83%
Number of Intervention Students	41	32	50	123
Percentage of Intervention Students	21.03%	18.50%	23.58%	21.21%

5 Year Enrollment Chart



PROJECTED 2023-24 STUDENT INFORMATION	GRADE			
	6	7	8	TOTAL
Number of Students	160	193	172	525
Number of Sections	10	10	10	30
Average Class Size Core Areas	16	19.3	17.2	17.50
Students in Special Programs	7	2	1	10
Number of Special Education Students	39	57	54	150
Percentage of Special Education Students	23.35%	29.23%	31.21%	28.04%
Number of Bilingual Students**				0
Percentage of Bilingual Students**				0.00%
Number of English Language (EL) Students				30
Percentage of English Language (EL) Students				5.61%
Number of Intervention Students				108
Percentage of Intervention Students				20.19%

JAMES H. MORAN MIDDLE SCHOOL

Personnel						
	Position	Function Code	Object Code	2022-23 FTE	2023-24 FTE	Variance
Core Program						
	Language Arts Teachers	1100	111B	6	6	0
	Mathematics Teachers	1100	111B	6	6	0
	Science Teachers	1100	111B	6	6	0
	Social Studies Teachers	1100	111B	6	6	0
	World Language Teachers	1103	111B	6	6	0
	Art Teachers	1101	111B	2	2	0
	Technology Teachers	1123	111B	2	2	0

JAMES H. MORAN MIDDLE SCHOOL						
Personnel						
	Position	Function Code	Object Code	2022-23 FTE	2023-24 FTE	Variance
Core Program						
	Physical Education Teachers	1109	111B	3	3	0
	Health Teacher	1113	111B	1	1	0
	Librarian	2222	111B	1	1	0
	Music Teachers	1108	111B	3	3	0
	Family Consumer Science Teachers	1123	111B	1	1	0
	Capstone Teacher	1100	111B	1	1	0
	STEP Teacher	1280	111B	1	1	0
	Computer Science Teacher	1118	111B	1	1	0
Intervention and Special Education						
	Social Worker	2110	111B	2	2	0
	Psychologist	2140	111B	1	1	0
	Special Education Teachers*	1200	111B	8.25	8.25	0
	Special Ed Department Heads	2450	111B	0.5	0.5	0
	Counselors	2120	111B	3	3	0
	EL Teachers	1380	111B	1	1	0
	Bilingual Teacher	1380	111B	0	0	0
	Instructional Coach Humanities	2211	111B	0.5	0.5	0
	Instructional Coach STEM	2211	111B	0.5	0.5	0
	Speech Language Pathologist	2150	111B	1.5	1.5	0
	Reading Interventionist	1380	111B	2	2	0
	Mathematics Interventionist	1380	111B	2	2	0
	General Education Paraeducators	1100	112A	1	1	0
	Special Education Paraeducators	1200	112A	8	8	0
	EL/Bilingual Paraeducators	1100	112A	1	1	0
Operational Staff						
	Lunch/Recess Aides	1100	112Q	2	2	0
	School Secretary	2400	112F	1	1	0
	School Clerks	2400	112F	1.5	1.5	0
	Counseling Clerk	2120	112F	1	1	0
	Library Clerk	2222	112F	1	1	0
	Custodians	2540	112Y	6	6	0
	Nurse	2130	112N	1	1	0
	Certified Nursing Assistant	2130	112A	0.65	0.65	0
Administration						
	Principal	2400	111A	1	1	0
	Assistant Principal	2400	111C	1	1	0

*Includes BCBA

JAMES H. MORAN MIDDLE SCHOOL					
Languages Spoken					
English	Bengali	Hindi	Kurdish	Tibetan	Tamil
Spanish	Gola	Hungarian	Mandarin	Tagalog	Urdu
Arabic	Pilipino (Filipino)	Korean	Gujarati	Polish	Vietnamese
		Telugu			

Budget Introduction High Schools



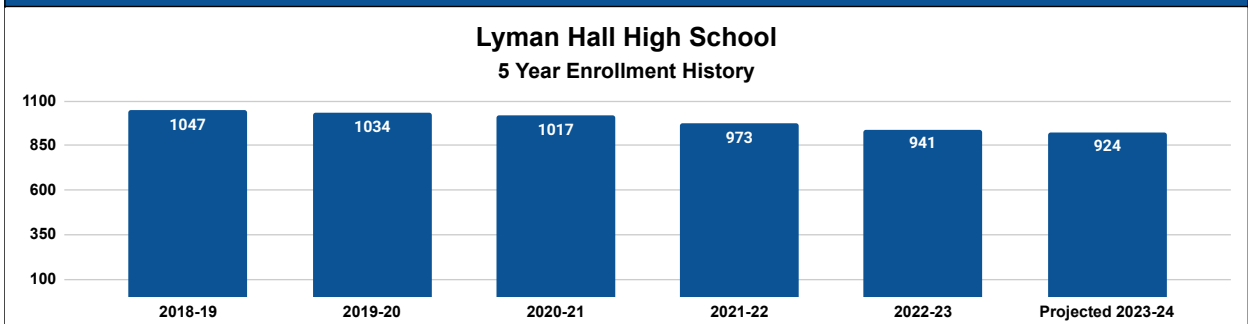
LYMAN HALL HIGH SCHOOL
 Mr. Joseph Corso, Principal
 Mr. Kenneth Daly, Assistant Principal
 Ms. Amy Holt, Assistant Principal

2021-22 STUDENT INFORMATION	GRADE				
	9	10	11	12	TOTAL
Number of Students	249	250	199	222	920
Students in Special Programs	4	2	4	11	21
Number of Free and Reduced Lunch Students	85	88	50	69	292
Number of Special Education Students	41	54	38	34	167
Percentage of Special Education Students	16.21%	21.43%	18.72%	14.59%	17.75%
Number of Bilingual Students	0	0	0	0	0
Percentage of Bilingual Students	0.00%	0.00%	0.00%	0.00%	0.00%
Number of English Language (EL) Students	12	13	4	7	36
Percentage of English Language (EL) Students	4.74%	5.16%	1.97%	3.00%	3.83%
Number of Intervention Students	32	22	4	0	58
Percentage of Intervention Students	12.65%	8.73%	1.97%	0.00%	6.16%

Average Class Size Grades 9-12 by Department

Department	2022-2023	2023-2024
English	19.73	Projected class sizes are not available until course selection occurs.
Math	18.10	
Science	19.49	
Social Studies	18.73	

5 Year Enrollment Chart



PROJECTED 2023-24 STUDENT INFORMATION	GRADE				
	9	10	11	12	TOTAL
Number of Students	209	249	250	199	907
Students in Special Programs	7	4	2	4	17
Number of Special Education Students	72	85	88	50	295
Percentage of Special Education Students	33.33%	33.60%	34.92%	24.63%	31.93%
Number of Bilingual Students**					0
Percentage of Bilingual Students**					0.00%
Number of English Language (EL) Students					46
Percentage of English Language (EL) Students					4.98%
Number of Intervention Students					109
Percentage of Intervention Students					11.80%

LYMAN HALL HIGH SCHOOL

Personnel						
	Position	Function Code	Object Code	2022-23 FTE	2023-24 FTE	Variance
Core Program						
	Language Arts Teachers	1106	111B	10.5	10.5	0
	Mathematics Teachers	1107	111B	11.5	11.5	0
	Science Teachers	1111	111B	10.7	10.7	0
	Social Studies Teachers	1112	111B	9.5	9.5	0
	World Language Teachers	1103	111B	7	7	0
	Ag Science Teachers	1115	111B	9.8	9.8	0
	Art Teachers	1101	111B	2	2	0
	Business Teachers	1102	111B	2	2	0
	Technology Teachers	1118	111B	3	3	0

LYMAN HALL HIGH SCHOOL						
Personnel						
	Position	Function Code	Object Code	2022-23 FTE	2023-24 FTE	Variance
Core Program						
	Physical Education/Health Teachers	1109	111B	7	7	0
	Librarian	2222	111B	1	1	0
	Vocal Music Teacher	1108	111B	0.5	0.5	0
	Instrumental Music Teacher	1108	111B	1	1	0
	Family Consumer Science Teachers	1104	111B	4	4	0
	Athletic Director	2901	111B	1	1	0
Intervention and Special Education						
	Social Worker	2110	111B	3	3	0
	Psychologist	2140	111B	2	2	0
	Special Education Teachers*	1200	111B	10.35	10.35	0
	Speech Language Pathologists	2150	111B	1.4	1.4	0
	Counselors	2120	111B	5	5	0
	College and Career Specialist	2209	112C	1	1	0
	EL Teachers	1380	111B	1	1	0
	Bilingual Teachers	1380	111B	0	0	0
	Instructional Leaders	Var	111B	2	2	0
	Reading Interventionist	1380	111B	1	1	0
	Special Ed Dept, Heads/Ld Tch	Var	111B	1.5	1.5	0
	Mathematics Interventionist	1380	111B	1	1	0
	General Education Paraeducators	1100	112A	1	1	0
	Special Education Paraeducators	1200	112A	18	18	0
	Bilingual Paraeducators	1100	112A	1	1	0
Operational Staff						
	Security Guards	2400	112S	1	1	0
	Greeters	1100	112Q	2	2	0
	Principal Secretary	2400	112F	1	1	0
	Assistant Principal Secretary	2400	112F	1	1	0
	Counseling Clerk	2120	112F	1	1	0
	Ag Science Clerk	1115	112F	0.5	0.5	0
	Attendance Clerk	2400	112F	1	1	0
	Main Office Clerk	2400	112F	1	1	0
	Library Clerk	2222	112F	1	1	0
	Athletic Director Clerk	2901	112H	0.5	0.5	0
	Custodians	2540	112Y	3.5	3.5	0
	Nurse	2130	112N	1	1	0
	Certified Nursing Assistant	2130	112A	1.15	1.15	0
Administration						
	Principal	2400	111A	1	1	0
	Assistant Principal	2400	111C	2	2	0
	Agricultural Science Director	1115	111B	1	1	0

*Includes BCBA

LYMAN HALL HIGH SCHOOL					
Languages Spoken					
English	Arabic	Hungarian	Malayalam	Pilipino (Filipino)	Turkish
Spanish	Bengali	Korean	Mandarin	Portuguese	Urdu
Albanian	Gujarati	Malay(Indonesian)	Tagalog	Bosnian	Vietnamese

MARK T. SHEEHAN HIGH SCHOOL
 Mr. Enzo Zocco, Principal
 Mr. Brendan Schmitt, Interim Assistant Principal
 Mr. Justin Marciano, Assistant Principal

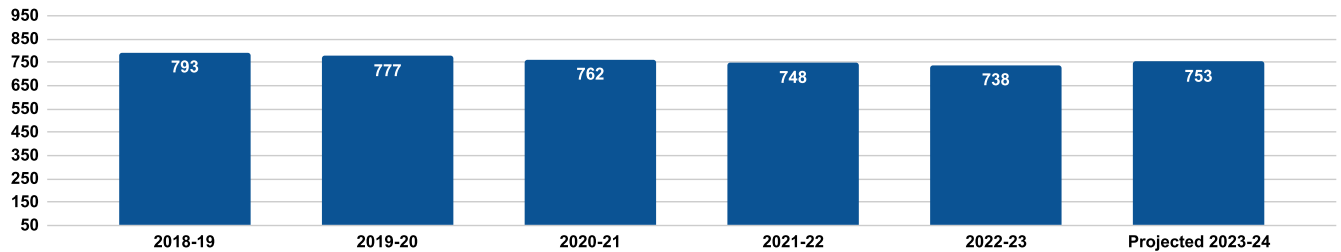
2022-23 STUDENT INFORMATION	GRADE				
	9	10	11	12	TOTAL
Number of Students	179	176	181	185	721
Students in Special Programs	5	0	0	9	17
Number of Free and Reduced Lunch Students	51	56	47	41	195
Number of Special Education Students	35	29	31	27	122
Percentage of Special Education Students	19.02%	16.48%	17.13%	13.92%	16.53%
Number of Bilingual Students	2	0	2	2	6
Percentage of Bilingual Students	1.09%	0.00%	1.10%	1.03%	0.81%
Number of English Language (EL) Students	5	3	5	6	19
Percentage of English Language (EL) Students	2.72%	1.70%	2.76%	3.09%	2.57%
Number of Intervention Students	23	16	6	0	45
Percentage of Intervention Students	12.50%	9.09%	3.31%	0.00%	6.10%

Average Class Size Grades 9-12 by Department

Department	2022-2023	2023-2024
English	20.51	Projected class sizes are not available until course selection occurs.
Math	19.87	
Science	19.50	
Social Studies	20.91	

5 Year Enrollment Chart

Mark T. Sheehan High School
5 Year Enrollment History



PROJECTED 2023-24 STUDENT INFORMATION	GRADE				
	9	10	11	12	TOTAL
Number of Students	209	179	176	181	745
Students in Special Programs	3	5	0	0	8
Number of Special Education Students	63	51	56	47	217
Percentage of Special Education Students	29.72%	27.72%	31.82%	25.97%	28.82%
Number of Bilingual Students**					4
Percentage of Bilingual Students**					0.53%
Number of English Language (EL) Students					25
Percentage of English Language (EL) Students					3.32%
Number of Intervention Students					95
Percentage of Intervention Students					12.62%

MARK T. SHEEHAN HIGH SCHOOL							
		Position	Function Code	Object Code	2022-23 FTE	2023-24 FTE	Difference
Core Program							
		Art Teachers	1101	111B	3	3	0
		Business Teacher	1102	111B	1	1	0
		Technology Teachers	1118	111B	3	3	0
		Physical Education/Health Teachers	1109	111B	5	5	0
		Librarian	2222	111B	1	1	0
		Vocal Music Teacher	1108	111B	1	1	0
		Instrumental Music Teacher	1108	111B	1	1	0
		Family Consumer Science Teacher	1104	111B	1.2	1.2	0
		Athletic Director	2901	111B	1	1	0
Intervention and Special Education							
		Social Workers	2110	111B	2	2	0
		Psychologists	2140	111B	2	2	0
		Special Education Teachers*	1200	111B	6.75	6.75	0
		Speech Language Pathologists	2150	111B	0.6	0.6	0
		Counselors	2120	111B	4	4	0
		College and Career Specialist	2209	112C	1	1	0
		English Language (EL) Teachers	1380	111B	1	1	0
		Instructional Leaders	Var	111B	2	2	0
		Special Ed Dept, Heads/Ld Tch	Var	111B	1.5	1.5	0
		Reading Interventionist	1380	111B	1	1	0
		Mathematics Interventionist	1380	111B	1	1	0
		General Education Paraeducators	1100	112A	1	1	0
		Special Education Paraeducators	1200	112A	7	7	0
		Bilingual Paraeducators	1100	112A	0	0	0
Operational Staff							
		Security Guards	2400	112S	2	2	0
		Planetarium Facilitator	Grant	Funded	0.5	0.5	0
		Greeters	1100	112Q	2	2	0
		Principal Secretary	2400	112F	1	1	0
		Assistant Principal Secretary	2400	112F	1	1	0
		Counseling Clerk	2120	112F	1	1	0
		Attendance Clerk	2400	112F	1	1	0
		Office Clerk	2400	112H	0.5	0.5	0
		Library Clerk	2222	112F	1	1	0
		Athletic Director Clerk	2901	112H	0.5	0.5	0
		Custodians	2540	112Y	3	3	0
		Nurse	2130	112N	1	1	0
		Certified Nursing Assistant	2130	112A	0.65	0.65	0
Administration							
		Principal	2400	111A	1	1	0
		Assistant Principal	2400	111C	2	2	0

*Includes BCBA

MARK T SHEEHAN HIGH SCHOOL		
Languages Spoken		
English	Italian	Turkish
Spanish	Korean	Urdu
Arabic	Mandarin	Twí/Fante
Bengali	Russian	Vietnamese
Gujarati	Tagalog	Hungarian
Kurdish		Malayalam