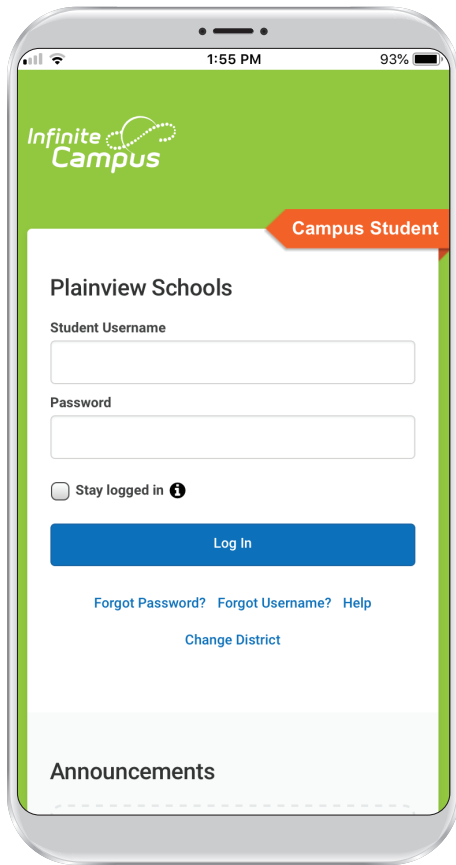




Getting Started: Campus Student & Campus Parent

Welcome to the new Campus Student and Campus Parent portals! Campus Student and Campus Parent put school information at your fingertips with real-time access to announcements, assignments, attendance, grades, schedules, and more!



Logging in to the App

The Campus Student and Campus Parent apps provide the same tools as the browser version, with the benefit of the option to Stay Logged In and receive push notifications.

1. Download the app from the App Store or Google Play.
2. Search for your **District Name** and **State**, entering at least three characters of your district's name to search. Select your district from the list.
3. Enter your **Username** and **Password**, provided by your school.
4. If using a secure, private device, mark **Stay Logged In** to receive mobile push notifications, if enabled by your school.
5. Click **Log In!**

Logging in from a Web Browser

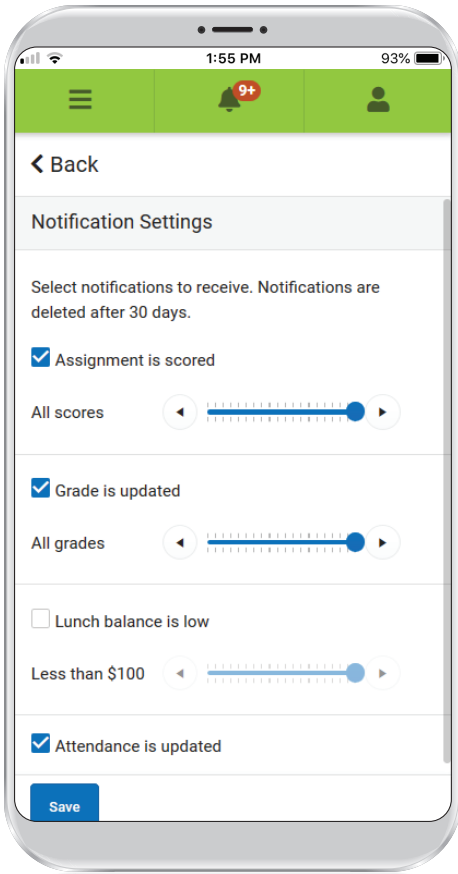
Students and parents have different login pages.

1. Visit infinitecampus.com and click **Login** at the top right.
2. Search for your **District Name** and **State**. Select your district from the list.
3. Click **Parent/Student**
4. Click either **Campus Parent** or **Campus Student**.
5. Enter the **Username** and **Password** provided by your school.
6. Click **Log In!**

Have an Activation Key?

Your school may provide you with an Activation Key. Use this key to create your own user account.

1. If using the Campus Parent mobile app, open the app and search for your District Name and State. Skip to Step 5.
1. If using a web browser, visit infinitecampus.com and click **Login** at the top right.
2. Search for your **District Name** and **State**. Select your district from the list.
3. Click **Parent/Student** and then click **Campus Parent**.
4. Click **New User?**
5. Enter your **Activation Key** in the space provided and then **Submit**.
6. Enter a **Username** and **Password** and click **Log In**.



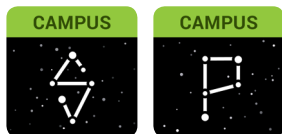
How do I get Notifications?

Notifications are available through the Campus Student and Campus Parent mobile apps, if enabled by your school. You may need to enable notifications on your device as well, in addition to the app settings.

1. Before you log in, mark **Stay Logged In** to receive notifications.
2. After logging in, click the **user menu** in the top right and then click **Settings** and **Notification Settings**.
3. From there, indicate which types of notifications you'd like to receive and set the threshold for notifications. For example, indicate if you only want to receive Assignment notifications if the score is below 70%.
4. Click **Save**.

Supported Devices

To use the Campus Student or Campus Parent apps, mobile devices must be on an Android version of 4.4 or later and iOS devices must be on a version of 9.0 or later.



Infinite Campus Mobile Apps can be downloaded through the Apple App Store or Google Play Store

Need help?

Schools choose whether to enable individual tools in Campus Student and Campus Parent, so if you're having trouble accessing a specific tool, contact your school.

Otherwise, visit infinitecampus.com/connect for troubleshooting tips and more information about the apps.

infinitecampus.com/connect