



# Ticonderoga Central School District

Budget Workshop  
March 21, 2017

# + Agenda

- Overview/Budget Timeline
- Budgetary Needs
- Realities of the 2017-2018 Budget
  - Tax Cap .71%



# + Budget Timeline



- November 2016 - Internal Discussion on budget
- March 21<sup>st</sup> , 2017 - Budget Workshop
- April 4<sup>th</sup> , 2017 - Budget Workshop
- April 20<sup>th</sup> , 2017 - Budget Hearing and Adoption
- May 9<sup>th</sup>, 2017 - Public Hearing on Budget
- May 16<sup>th</sup>, 2017 - State-wide Budget Vote

# + 2017-2018 Budget Factors


## ■ Pensions

- NYSTRS – 9.8% (LY 11.2%)
- NYSERS – 16.1% (LY 16.1%)
- Approximately \$85,000 in savings

## ■ Health Insurance

- 4% Increase
- Total Budgetary Increase of \$128,000

# + NYS Property Tax Cap



The Property Tax Cap Legislation puts a threshold on the amount to be raised by taxes.

- Districts that remain within the 2% threshold need a majority approval
- Districts above the 2% threshold need a supermajority approval (60%)

# + Property Tax Relief Credit

- Districts must stay within the tax cap
- Taxpayer eligibility will be based on income, payment of school property taxes in 2016 and STAR property tax exemption eligibility (primary residence)
- \*\*The Property Tax Freeze Credit program expired in 2016




# Tax Cap Scenario 3/21/16



1.	Prior year levy	\$ 11,270,068
2.	Tax Base Growth Factor	1.0038
3.	PILOTS prior year	-
4.	Prior Year Exemptions (Capital)	<u>\$ 1,507,125</u>
■	Adjusted Prior Year Levy	\$ 9,805,769
5.	Allowable Growth	<u>1.0126</u>
■	~2%	\$ 9,929,322
6.	PILOTS Receivable	-
7.	Available Carryover	-
8.	Current Exemptions	
■	Capital	\$ 1,421,244
■	Pension	-
	<b>Total Allowable Limit</b>	<b>\$ 11,350,566 (.71%)</b>


# + Baseline Discussion



2016-17 Tax Levy	\$11,270,068
2017-18 State Aid	7,463,252
2017-18 Other Revenue	<u>1,119,000</u>
<b>TOTAL</b>	<b>\$19,852,320</b>
2017-18 Tax Levy Limit	<u>80,498</u>
<b>TOTAL</b>	<b>\$19,932,818</b>
2016-17 Budget	<b>\$20,114,290</b>



# + Baseline Discussion



Current Cap Formula (3/21)	\$19,932,818
2016-2017 Budget	<u>\$20,114,290</u>
Difference	<b>\$ 181,472</b>
Preliminary Expense Plan	\$20,707,470
Current Cap Formula (3/21)	<u>\$19,932,818</u>
Difference	<b>\$ 774,652</b>
Less Fund Balance	\$ 500,000
Current Shortfall	<b>\$ 274,652</b>

# + Categorical Breakdown


	<b>2017-2018 Proposed</b>	<b>2016-2017 Budget</b>	<b>Dollar Change</b>	<b>Percent Change</b>
Board of Education	18,750	18,650	100	0.54
Central Office	225,766	217,350	8,416	3.87
Business Administration	277,031	277,970	-939	-.34
Legal/ Personnel	34,138	36,400	-2,262	-6.2
Operations & Maintenance	1,571,484	1,556,083	15,402	.99
Insurance/ BOCES Admin.	323,908	308,109	15,799	5.13
Instructional Administration	520,331	496,306	24,025	4.84
Instructional	5,105,065	4,979,003	126,062	2.53



# Categorical Breakdown

	<b>2017-2018 Proposed</b>	<b>2016-2017 Budget</b>	<b>Dollar Change</b>	<b>Percent Change</b>
Special Programs	2,369,015	2,282,941	86,074	3.77
Pupil Services	949,226	915,214	34,012	3.72
Extracurricular & Athletics	393,006	376,137	16,869	4.48
Transportation	819,491	785,234	34,257	4.36
Census	4,675	4,550	125	2.75
Benefits	5,474,190	5,299,940	174,250	3.29
Debt Service/ Transfers	2,621,395	2,560,403	60,992	2.38

# + 2017-18 Budget Presentation



■ Questions?