

THE SQUEEZE

HAPPY FALL Y'ALL

Hello Teachers,

You've made it through October, congratulations!

Do you want to know how many days until winter break?

Let us tell you... IT'S 33!!!



33 DAYS TO GO

SEESAW

Don't forget, SeeSaw is automatically rostered for all TK-2 students.

You can connect your students' parents so they can see their child's work on a daily basis.

There are even standards-based pre-made, interactive lessons that are available to teachers to push out to their class.

SCHOOLYTICS

Schoolytics is a platform that shows student trends, see data for all classes, and one click actions if you use Google Classroom. Click "log in" and sign in using your school Google account.

CLICK LAPTOP FOR LINK



GOOGLE CLASSROOM

PRACTICE SETS

Practice Sets are like Google Forms... but BETTER!

They are interactive assignments that provide immediate feedback and support. Based on the questions added, the platform will identify learning skills which generate hints and resources (videos and concept cards) to help students reflect. The practice sets are auto graded. Practice sets can be used for all subjects. You can import questions from PDFs saved in your Google Drive.

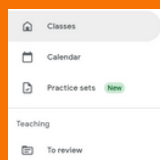
HOW TO: PRACTICE SETS

STEP 1: GO TO GOOGLE CLASSROOM

STEP 2: CLICK THE "HAMBURGER"




STEP 3: CLICK "PRACTICE SETS"



APPLE CLASSROOM CALLING ALL TK-2 GRADE TEACHERS!

Who needs big brother when you have Apple Classroom?

Go to Mosyle Manager and download the Apple Classroom app (see the picture).



Apple Classroom allows you to:

- Open apps on student iPads
- See what apps students are viewing
- Navigate students to websites
- Lock/unlock student iPads
- Mute student iPads
- and MORE!

THE JUICE PODCAST

The Educational Technology Department has created a new podcast, The Juice: A Burst of Knowledge. The current episode discusses Digital Citizenship where listeners can follow up with some Professional Development hours to build lessons for their classroom.

CLICK LOGO FOR LATEST EPISODE

CLICK FOR WORKSHOP




Every Student, Future Ready! **SECONDARY NEWS**

Explore the XELLO app on the OUSD dashboard

Students can 1) Pick career 2) Learn about colleges 3) Build resume and more!

LINK here: <https://myapps.classlink.com/home> (look for XELLO)



SOS STRATEGY OF THE MONTH



ACT IT OUT

- Watch a video related to current unit of study
- Students form groups of 3-4
- students generate 4-8 vocabulary words from the video and create movements for each word.
- Present to the class and have the audience predict the vocabulary word they are acting out.

EDUPROTOCOL OF THE MONTH



#Teach More Work Less

8p*ARTS

Use 8p*ARTS to teach and reinforce the eight parts of speech. Start with a funny image as inspiration for vocabulary brainstorming. Using a 'whole instructional model' paired with repetition is very effective for mastery of the parts of speech.