






GALE IN CONTEXT CONTENT AND LEXILE® MEASURES

Use Content Levels to guide learners to appropriate sources for study and research.

Target reference, magazine, journal, and news articles suited to specific readers' skills with Lexile® Measures.

CONTENT LEVELS

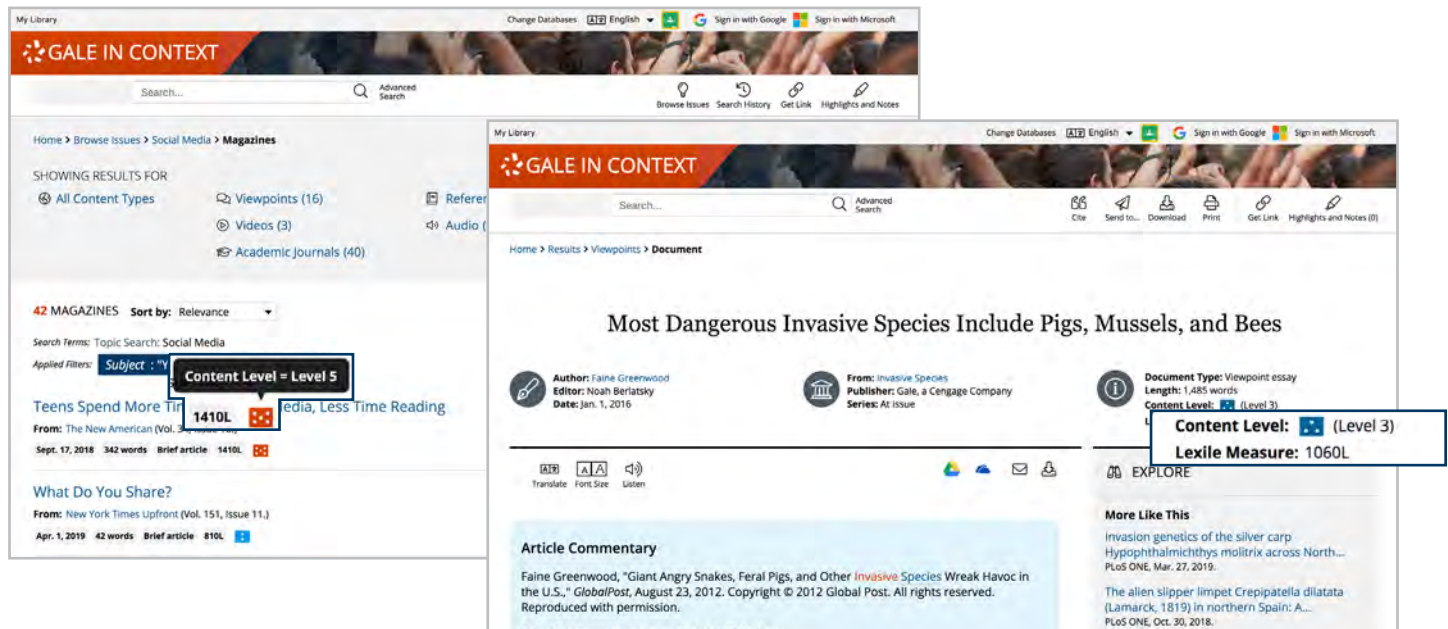
Gale In Context documents are assigned content levels on their Lexile measure, or a target audience if there is no Lexile measure on the document.

-  **Level 1**
Up to 500L- Generally lower elementary
-  **Level 2**
501L-850L- Generally upper elementary
-  **Level 3**
851L-1100L- Generally middle school
-  **Level 4**
1101L-1300L- Generally high school
-  **Level 5**
1301L and Up- Generally high school and above

LEXILE® MEASURES

The Lexile® Framework for Reading is a well-known system that matches readers to texts appropriate to their reading skills. It assesses a text's difficulty based on factors like word frequency and sentence length. Individual readers have their own range of Lexile® scores appropriate to their abilities. Higher Lexile® numbers indicate increasingly complex texts suitable for increasingly advanced readers. For more information, visit the Lexile® website at <https://www.Lexile.com>.

Lexile® Measures are assigned by MetaMetrics®, and are available on reference, magazine, academic journal, and newspaper articles in *Gale In Context* resources.



The image displays two screenshots from the Gale In Context interface. The left screenshot shows search results for 'Teens Spend More Time on Social Media, Less Time Reading' with a callout box indicating 'Content Level = Level 5' and a Lexile measure of 1410L. The right screenshot shows a document titled 'Most Dangerous Invasive Species Include Pigs, Mussels, and Bees' with a callout box indicating 'Content Level: 3 (Level 3)' and 'Lexile Measure: 1060L'.

Content Levels and Lexile® Measures display on search results and individual documents

FINDING LEVELED CONTENT

Search Results

After running a search, click a content type to access sorting and filtering options.

Select **Content Level** from the drop-down **Sort by** menu to view results in order from basic through advanced.

Click **Filter Your Results** options to apply Lexile® Measure and Content Level limits appropriate to your needs.

The screenshot shows the Gale In Context search results page. A 'Sort by' dropdown menu is open, showing options: Relevance (checked), Newest, Document Title, and Content Level. The 'Content Level' option is highlighted. To the right, the 'FILTER YOUR RESULTS' panel is visible, with 'Lexile Measure' and 'Content Level' tabs. The 'Lexile Measure' tab is active, showing a list of Lexile ranges from 200L to 1300L and above, with 'Apply' and 'Cancel' buttons at the bottom.

Advanced Search

Select drop-down Content Levels or Lexile® Measures, or enter your own Lexile® numbers.

Add Content Levels or Lexile® Measure limiters to search terms for results targeted to individuals' needs, or use them independently for a broad view of available content.

The screenshot shows the Gale In Context Advanced Search page. The 'SEARCH OPTIONS' section includes 'Advanced Search', 'Publication Search', and 'Topic Finder'. The 'Advanced Search' section has a search box and dropdown menus for 'In Keyword', 'And', and 'by content level:'. Below this, there are dropdown menus for 'by Lexile measure:' and a text input field for 'Lexile measure:'. 'Clear' and 'Search' buttons are at the bottom.

**LEARN
MORE**

If you require further assistance, please ask your librarian or visit support.gale.com/training.

GALE
A Cengage Company