

# Student Learning Objective

## TEACHER INSTRUCTIONS: UPLOADING EVIDENCE

You will follow these steps when uploading any type of Evidence into the Eduphoria/Strive System

You will upload **1 to 2 pieces of Evidence** for **every** student that you are tracking in your Student Portfolio at each data point (milestone) listed below.


You can scan all evidence into one file and upload that one file at each data point (milestone).

The following are the required **upload deadlines** for the 2022-2023 school year:

- SLO PDF Form – Upload by October 7, 2022
- ISP Evidence – Upload by October 14, 2022
- 2<sup>nd</sup> Six Weeks Progress Check Evidence – Upload by November 11, 2022
- 3<sup>rd</sup> Six Weeks Progress Check Evidence – Upload by December 23, 2022
- 4<sup>th</sup> Six Weeks Progress Check Evidence – Upload by March 3, 2023
- 5<sup>th</sup> Six Weeks Progress Check Evidence – Upload by March 31, 202

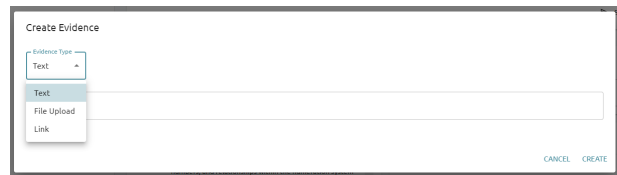
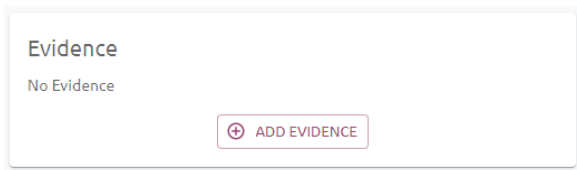
1. CLICK on STRIVE and Open your STUDENT LEARNING OBJECTIVE

**LINK TO VIDEO:** <https://youtu.be/hWnt4dd6Pfo> (36 Seconds)



2. Upload your Evidence - You may upload any type of MP3, MP4, PDF, Any Microsoft Office Document, Pictures, etc

**LINK TO VIDEO:** <https://youtu.be/PBpvTBRAZn0> (1 Minute 20 Seconds)



3. CLICK SAVE

**LINK TO VIDEO:** <https://youtu.be/GzIFU9VvKZ0> (31 Seconds)

