

# Welcome!

## SLP Online Meeting

Mr. Chad Zwolinski  
Summer Learning Program Principal

Mrs. Adrean Bedard  
Summer Learning Program Mentor

Mr. Paul Kennedy  
Summer Learning Program Mentor

Mr. Jeff Fosnaugh  
Summer Learning Program Mentor

Mr. Jack Barraclough  
Summer Learning Program Mentor

Mrs. Diane Horecki  
Summer Learning Program Mentor

Mrs. Tracye Schwartz  
Summer Learning Program Mentor

# SLP Session Days

Session	Start Date	End Date	Total Session Days
Session 1	June 20	June 29	8
Session 2	July 5	July 14	8
Session 3	July 17	July 28	8

- Students may enroll in a maximum of 1 course per session.
- If a course is not completed by the end date at 3:00pm, the course will be extended to the next session.
  - If a course is extended, that course will then count as the 1 course allowed in the next session.
  - No additional courses will be added during that session if the extension course is completed mid-session.
- Students must complete their course by 3:00pm on the last day of the session to be eligible to start a new course in the next session.
- There will be no extensions after 3:00p on July 28.

# SLP Session Days

Monday	Tuesday	Wednesday	Thursday	Friday
	June 20 Session 1 Start	June 21	June 22	June 23
June 26	June 27	June 28	June 29 Session 1 End	
		July 5 Session 2 Start	July 6	July 7
July 10	July 11	July 12	July 13	July 14 Session 2 End
July 17 Session 3 Start	July 18	July 19	July 20	July 21
July 24	July 25	July 26	July 27	July 28 Session 3 End

Mentors will be available by email on all SLP session days. All emails will be responded to as quickly as possible, in the order that they were received.

Students may continue to work on non session days, but should not expect email responses on those non session days.

# What you should know

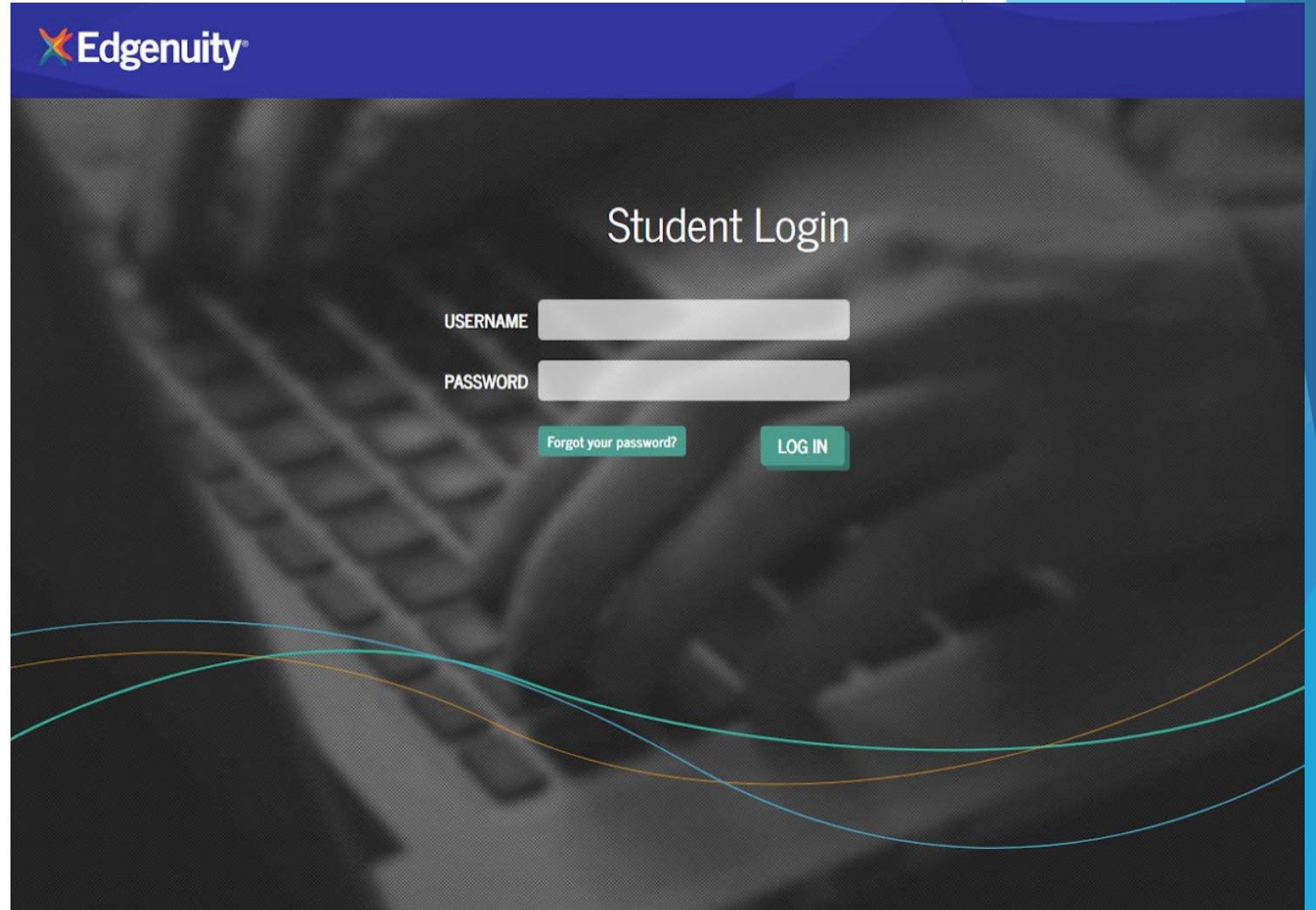
- ▶ **Classes are NOT NCAA Accredited**
  - ▶ Any questions should be directed to your school counselor.
- ▶ **Students must earn a 60% overall grade to pass the class**
- ▶ **Notes = 30% of overall grade**
  - ▶ To earn full credit, notes should be taken on the following:
    - ▶ Warm Up
    - ▶ Instruction
    - ▶ Summary
    - ▶ Assignment
    - ▶ Quizzes (Incorrect Answers)
    - ▶ Test Review
- ▶ **You can only be enrolled in 1 course per session.**
- ▶ **Courses must be completed by 3pm on the last day of the session.**
- ▶ **An incomplete class will result in NO CREDIT.**
- ▶ **Even when your progress reads 100%, your course is not complete until notes are graded.**
- ▶ **Students AND parents: check your email for important information throughout the course.**

# The Work: Student

[learn.edgenuity.com/student](https://learn.edgenuity.com/student)

## Google: Edgenuity Student

Be sure to check your @rcs-k12.us email accounts daily for progress, notes, and grade updates from your mentor.



The screenshot shows the Edgenuity Student Login interface. At the top left is the Edgenuity logo. The page title is "Student Login". Below the title are two input fields: "USERNAME" and "PASSWORD". To the right of the "PASSWORD" field are two buttons: "Forgot your password?" and "LOG IN". The background of the login page is a dark, blurred image of a laptop keyboard.

# The Work: Student

- ▶ Follow the course progress bar to stay on target
- ▶ Recommended 6-8 hours per day. Yes, you heard that right.
- ▶ Take notes on every topic (1 full virtual page per section)
  - ▶ Warm Up
  - ▶ Instruction
  - ▶ Summary
  - ▶ Assignment
  - ▶ Quizzes (Wrong Answers)
  - ▶ Test Review
- ▶ Notes = 30% of overall grade
  - ▶ Course progress report will reflect notes grade in the “Additional” column.
- ▶ Projects, Essays, Articles = Works Cited Page / In-Text Citations
  - ▶ If not included, this is plagiarism and will result in a 0% grade.

# NOTES - 30% of your OVERALL GRADE

▶ Here are two examples of notes:



The screenshot shows a web interface with a left sidebar containing a list of topics. The main content area on the right contains several paragraphs of text. The topics listed in the sidebar include:

- Absolutism and the Rising Tide of Re
- Nationalism and Industrialism (1800-1
- Imperialism and the Great War (1850-1
  - The New Imperialism
  - Imperialism in East Asia
  - Imperialism in Africa
  - World War I Begins
  - A New Kind of War
  - World War I Ends
  - Unit Test
- World War II (1914-1939)
- The Cold War and Its Effects
- Modern Issues in a Global Society
- Cumulative Exam

The text in the main area includes:

- Chinese emperors had long taken steps to reduce foreign influence in china
- Satire is a way of using humor to present someone or something as foolish
- Poor conditions in china after the opium wars led to a rebellion of one million peasants  
famine loss of faith government corruption drug addiction
- Empress dowager cixi  
Reformed chinas military
- By the summer of 1900 the violence esclated

The notes above will not earn full credit, as notes requirements were not met. These notes are close to ¼ page.

The screenshot shows a web interface with a left sidebar containing a list of lessons. The main content area on the right contains a detailed list of grammar rules. The lessons listed in the sidebar include:

- Prescriptive Test
- The Epic Hero's Quest
- Individuality and Conformity
  - Writing about Mood in Art
  - Parts of Speech: Words and Basic
  - Unit Test
- Nature and the Environment
- Making a Difference
- Mystery and Suspense
- Cumulative Exam

The text in the main area includes:

- Nouns and proper nouns
  - Nouns are people, places, things, or ideas.
  - Examples: brother, city, Florida house, happiness, George
- Verbs
  - Verbs show actions or states of being
  - Examples: go, work, be, is, seem, appear, know
- Adjectives
  - Adjectives describe or modify nouns. they tell "what kind" or "how many"
  - Examples: happy, tired, green, colorful, five
- Adverbs
  - Adverbs modify verbs, adjectives, and other adverbs. They tell "how" or "when."
  - Examples: quickly, happily, very, late
- Articles and demonstrative adjectives
  - Articles and demonstrative adjectives specify nouns
  - examples of articles: the, a, an
  - examples of demonstrative adjectives: this, that, these, those
- Pronouns
  - Pronouns replace nouns
  - Examples: i, you, them, we, he, him, she, her
- Conjunctions
  - Conjunctions join words, phrases, or clauses.
  - Examples: and, but, for, or, nor, yet, so
- Prepositions include words like:

The notes above would earn full credit, as they are labeled, organized and detailed. These notes are more than 1 virtual page.



# Tracking Progress: Parents

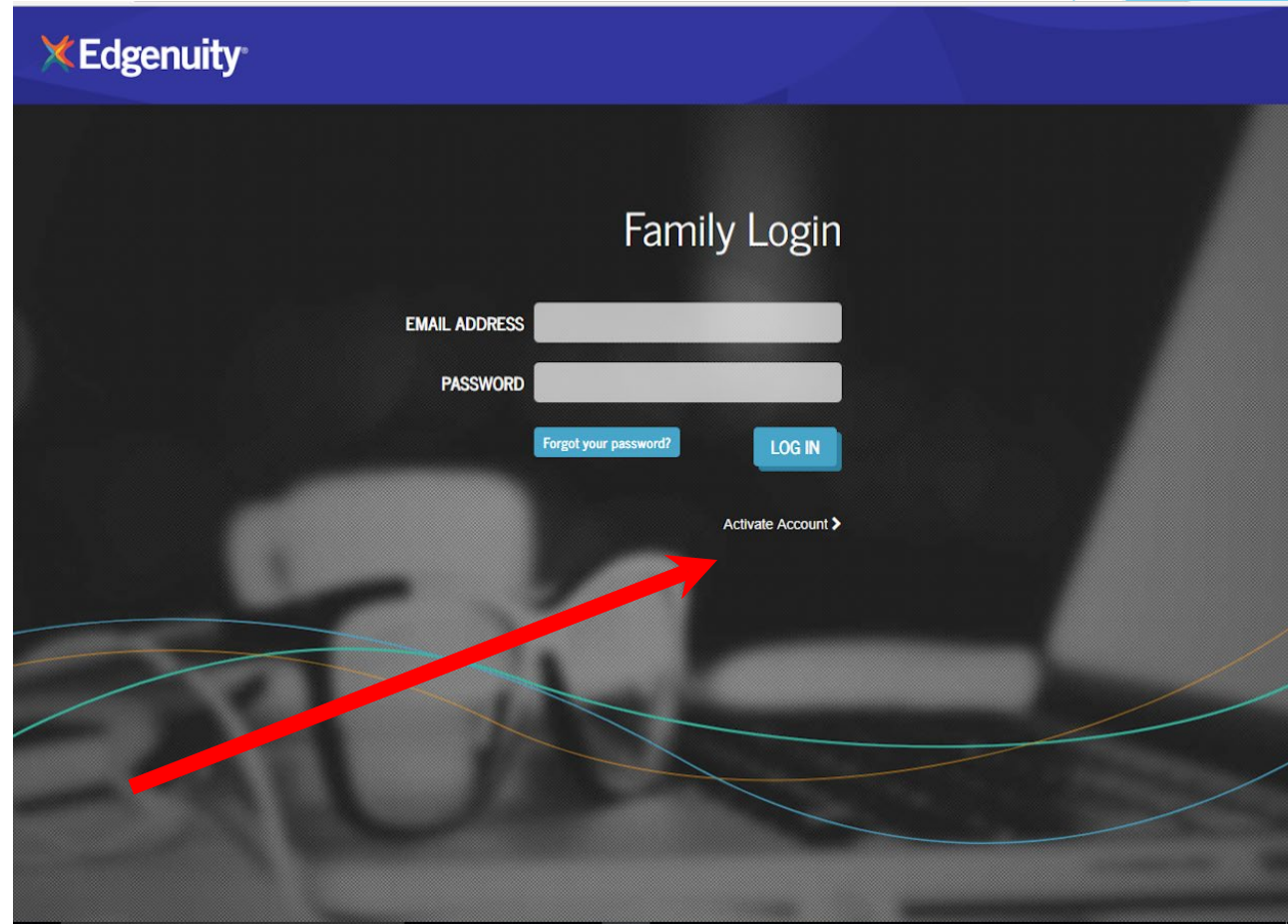
## learn.education2020.com/family

Google:  
Edgenuity Family Portal

Edgenuity Family Portal:  
How To Guide

**Activate Account: Activation  
code is NOT your password**

Be sure to check your email  
accounts daily for progress, notes,  
and grade updates from your  
mentor.



Edgenuity

### Family Login

EMAIL ADDRESS

PASSWORD

[Forgot your password?](#) [LOG IN](#)

[Activate Account](#) ▶

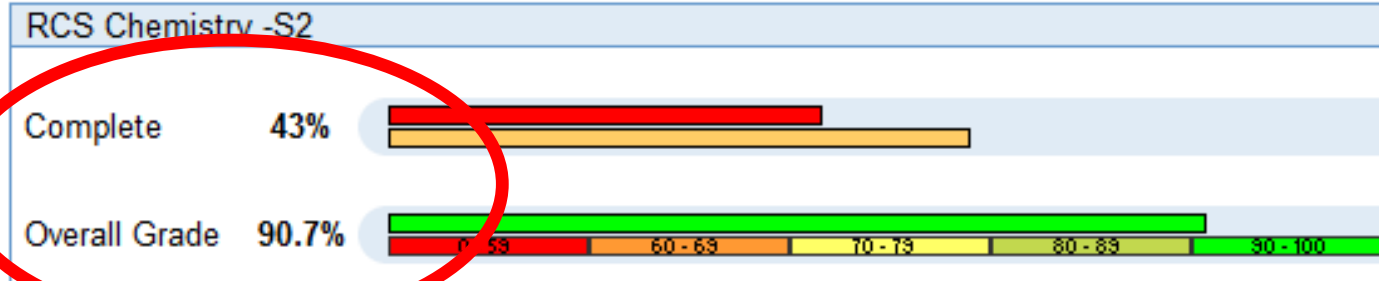


# PROGRESS

- RED = BEHIND
- BLUE = ON TARGET
- GREEN = AHEAD

■ Student Ahead      ■ Student Behind  
■ Student On Track      ■ Target Completion

Select Course  
 Current Courses [Get Progress](#)



# OVERALL GRADE

- RED = FAILING

Complete (Count):	47.2%	Relative Grade:	<del>47.2%</del>
Start Date:	6/19/2013	Actual Grade:	<del>47.2%</del>
Target Date:	7/20/2013	Target Completion:	58.06%

	Quiz	Test	Exam	Assignment	Additional
Taken	10	6		9	
Total	22	13	1	17	
Graded	10	6		7	
Score	93%	91%		89%	
Weight	5%	20%	20%	10%	30%

# Common mistakes

- ▶ **1. Confirm you are in the correct course before you start.**
- ▶ **2. Parents: activation code is NOT your password**
  - ▶ Please check your email for your activation code to create your parent portal account.
  - ▶ You will receive all information prior to the start of the session.
  - ▶ Please contact your mentor if you have not received your login information by 9am on the 1<sup>st</sup> day of the session.
- ▶ **3. Progress Report: Focus on Overall Grade**
  - ▶ Overall Grade: Grade for the work that the student has completed.
  - ▶ Actual Grade: Grade in relation to time elapsed.
  - ▶ Relative Grade: Grade with receiving zeros for any incomplete assignments.
- ▶ **4. Classes open at 9am on the first day of your session. Early access may result in temporary deactivation of course.**

# Conclusion

## Questions

- ▶ Please contact your student's mentor with additional questions:
  - ▶ All courses registered before 2:30p today have been emailed out to students and parents.
  - ▶ New enrollments will be completed as we receive enrollment information.
- 
- ▶ Paul Kennedy: [pkennedy@Rochester.k12.mi.us](mailto:pkennedy@Rochester.k12.mi.us)
  - ▶ Adrean Bedard: [abedard@Rochester.k12.mi.us](mailto:abedard@Rochester.k12.mi.us)
  - ▶ Jack Barraclough: [jbarracough@Rochester.k12.mi.us](mailto:jbarracough@Rochester.k12.mi.us)
  - ▶ Diane Horecki: [dhorecki@Rochester.k12.mi.us](mailto:dhorecki@Rochester.k12.mi.us)
  - ▶ Jeff Fosnaugh: [jfosnaugh@Rochester.k12.mi.us](mailto:jfosnaugh@Rochester.k12.mi.us)
  - ▶ Tracye Schwartz: [tschwartz@rochester.k12.mi.us](mailto:tschwartz@rochester.k12.mi.us)