

# Texas Public Kindergarten Programs and Kindergarten Readiness

District: KAUFMAN ISD (129903), KAUFMAN, TX

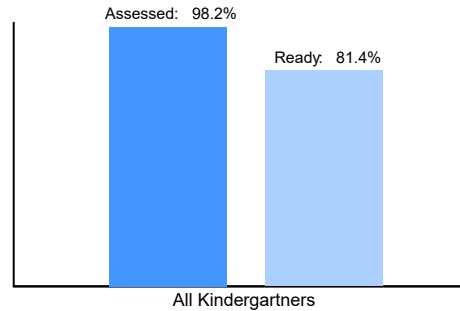
## Public Kindergarten Enrollment for 2021-22 School Year

<b>279</b> Total Students Enrolled	<b>228 (81.7%)</b> Economically Disadvantaged	<b>61 (21.9%)</b> Emergent Bilingual / English Learner (EB/EL)
<b>25 (9.0%)</b> Special Education	<b>*</b> Military Children	<b>20 (7.2%)</b> Homeless
<b>*</b> Foster Care	<b>134 (48.0%)</b> Female	<b>145 (52.0%)</b> Male

<b>165 (59.1%)</b> Kindergartners Attended Texas Public PreK in 2020-21	<b>156 (55.9%)</b> Kindergartners Attended Texas Public PreK in Same District	<b>156 (55.9%)</b> Kindergartners Attended Texas Public PreK in Same School
----------------------------------------------------------------------------	----------------------------------------------------------------------------------	--------------------------------------------------------------------------------

**111 (39.8%)** Kindergartners Attended Texas Public PreK for 80 or More Days in 2020-21 School Year

## Public Kindergarten Readiness Assessments and Results for 2021-22 School Year



Kindergarten **students assessed** in 2021-22 decreased by 0.7 percentage points from the previous school year

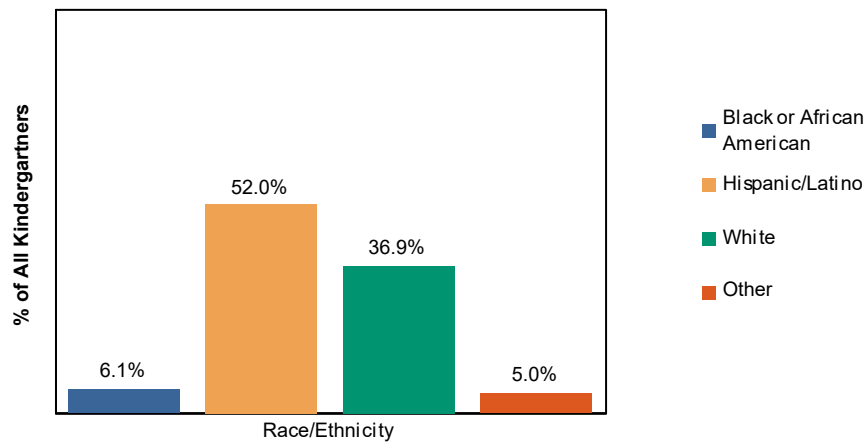


Kindergarten **ready students** in 2021-22 decreased by 6.5 percentage points from the previous school year

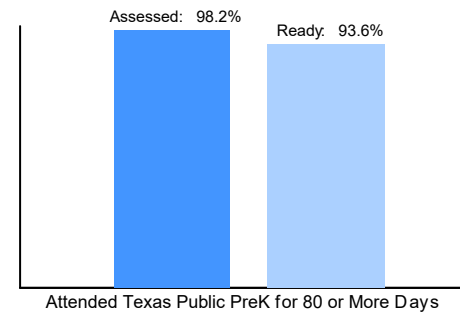
	All Kindergartners				
	Schools Reporting	Students Assessed	% Students Assessed	Kindergarten Ready	% Kindergarten Ready
All Assessments	1	274	98.2%	223	81.4%
TX-KEA-E	1	274	98.2%	223	81.4%

Notes: 1. Students may take multiple assessments. 2. Readiness is based on literacy assessment only and does not provide comprehensive information on student readiness across important developmental domains.

## Public Kindergarten Enrollment by Race/Ethnicity for 2021-22 School Year



## Public Kindergarten Readiness Assessments and Results for 2021-22 Kindergartners Who Attended Texas Public PreK in the 2020-21 School Year for 80 or More Days



Kindergarten **students assessed** in 2021-22 decreased by 0.6 percentage points from the previous school year



Kindergarten **ready students** in 2021-22 increased by 3.1 percentage points from the previous school year

	Attended Texas Public PreK for 80 or More Days in 2020-21			
	Students Assessed	% Students Assessed	Kindergarten Ready	% Kindergarten Ready
All Assessments	109	98.2%	102	93.6%

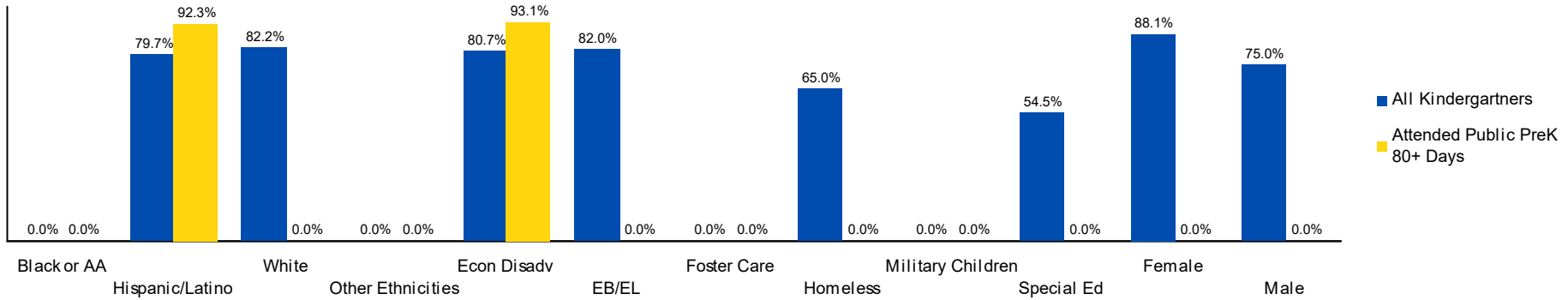
Notes: 1. Data values shown as asterisks (\*) in data tables are masked and graphed as zeros in charts, but not all zeros in charts represent masked data. 2. Data are masked to protect the confidentiality of student data. 3. Enrollment and Students Assessed percentages are calculated using total students enrolled.

# Texas Public Kindergarten Programs and Kindergarten Readiness

District: KAUFMAN ISD (129903), KAUFMAN, TX



## 2021-22 Kindergarten Readiness for All Kindergartners and Kindergartners Who Attended Texas Public PreK 80 or More Days in the 2020-21 School Year



Notes: 1. Data values shown as asterisks (\*) in data tables are masked and graphed as zeros in charts, but not all zeros in charts represent masked data. 2. Data are masked to protect the confidentiality of student data.

## Public Kindergarten Enrollment, Readiness Assessments and Results by Kindergarten School Year

	All Kindergarten Students				
	Students Enrolled	Students Assessed	% Students Assessed	Kindergarten Ready	% Kindergarten Ready
2019-20	282	273	96.8%	174	63.7%
2020-21	266	263	98.9%	231	87.8%
2021-22	279	274	98.2%	223	81.4%

	Attended Public PreK for 80 or More Days in the Previous School Year				
	Students Enrolled	Students Assessed	% Students Assessed	Kindergarten Ready	% Kindergarten Ready
2019-20	73	71	97.3%	50	70.4%
2020-21	85	84	98.8%	76	90.5%
2021-22	111	109	98.2%	102	93.6%

### Kindergarten Enrollment by Full or Half-Day and School Year

	Full-Day Students	Half-Day Students
	2019-20	282
2020-21	266	0
2021-22	278	0

### Kindergartners Who Attended Public PreK the Previous Year by Kindergarten School Year

	Students Enrolled	Attended PreK	% Attended PreK	Attended PreK in Same District	Attended PreK in Same School
	2019-20	282	183	64.9%	168
2020-21	266	166	62.4%	148	148
2021-22	279	165	59.1%	156	156

### Schools Reporting Assessments by School Year

	Number of Schools Reporting
2019-20	1
2020-21	1
2021-22	1

# Texas Public Kindergarten Programs and Kindergarten Readiness

District: KAUFMAN ISD (129903), KAUFMAN, TX



## Public Kindergarten Enrollment, Readiness Assessments and Results by Race/Ethnicity and School Year

	Enrolled Kindergartners by Race/Ethnicity								
	2019-20			2020-21			2021-22		
	All Kindergartners	% All Kindergartners	Attended PreK 80+ Days	All Kindergartners	% All Kindergartners	Attended PreK 80+ Days	All Kindergartners	% All Kindergartners	Attended PreK 80+ Days
Black or African American	16	5.7%	*	7	2.6%	*	17	6.1%	12
Hispanic/Latino	126	44.7%	44	144	54.1%	57	145	52.0%	65
White	133	47.2%	24	100	37.6%	18	103	36.9%	26
Other	7	2.5%	*	15	5.6%	*	14	5.0%	8
<b>Total</b>	<b>282</b>	<b>100.0%</b>	<b>73</b>	<b>266</b>	<b>100.0%</b>	<b>85</b>	<b>279</b>	<b>100.0%</b>	<b>111</b>

	Assessments and Results for All Kindergartners											
	2019-20				2020-21				2021-22			
	Students Assessed	% Students Assessed	Kindergarten Ready	% Kindergarten Ready	Students Assessed	% Students Assessed	Kindergarten Ready	% Kindergarten Ready	Students Assessed	% Students Assessed	Kindergarten Ready	% Kindergarten Ready
Black or African American	16	100.0%	*	*	7	100.0%	*	*	16	94.1%	*	*
Hispanic/Latino	123	97.6%	79	64.2%	142	98.6%	121	85.2%	143	98.6%	114	79.7%
White	127	95.5%	80	63.0%	99	99.0%	90	90.9%	101	98.1%	83	82.2%
Other	7	100.0%	*	*	15	100.0%	*	*	14	100.0%	*	*
<b>Total</b>	<b>273</b>		<b>174</b>	<b>63.7%</b>	<b>263</b>		<b>231</b>	<b>87.8%</b>	<b>274</b>		<b>223</b>	<b>81.4%</b>

	Assessments and Results for Kindergartners Who Attended Texas Public PreK for 80 or More Days											
	2019-20				2020-21				2021-22			
	Students Assessed	% Students Assessed	Kindergarten Ready	% Kindergarten Ready	Students Assessed	% Students Assessed	Kindergarten Ready	% Kindergarten Ready	Students Assessed	% Students Assessed	Kindergarten Ready	% Kindergarten Ready
Black or African American	*	*	*	*	*	*	*	*	11	91.7%	*	*
Hispanic/Latino	43	97.7%	29	67.4%	56	98.2%	51	91.1%	65	100.0%	60	92.3%
White	23	95.8%	17	73.9%	18	100.0%	*	*	25	96.2%	*	*
Other	*	*	*	*	*	*	*	*	8	100.0%	*	*
<b>Total</b>	<b>71</b>		<b>50</b>	<b>70.4%</b>	<b>84</b>		<b>76</b>	<b>90.5%</b>	<b>109</b>		<b>102</b>	<b>93.6%</b>

Notes: 1. Due to rounding, percentages may not add to 100%. 2. Students Assessed percentages are calculated using students enrolled. 3. Other race/ethnicity is a person belonging to either Asian, American Indian or Alaska Native, Hawaiian/Other Pacific Islander or two or more races racial categories.

# Texas Public Kindergarten Programs and Kindergarten Readiness

District: KAUFMAN ISD (129903), KAUFMAN, TX



## Public Kindergarten Enrollment, Readiness Assessments and Results by Subpopulation and School Year

	Enrolled Kindergartners								
	2019-20			2020-21			2021-22		
	All Kindergartners	% All Kindergartners	Attended PreK 80+ Days	All Kindergartners	% All Kindergartners	Attended PreK 80+ Days	All Kindergartners	% All Kindergartners	Attended PreK 80+ Days
Econ Disadv	217	77.0%	63	203	76.3%	71	228	81.7%	104
EB/EL	59	20.9%	28	69	25.9%	31	61	21.9%	32
Foster Care	*	*	0	*	*	*	*	*	*
Homeless	20	7.1%	0	6	2.3%	0	20	7.2%	*
Military Children	*	*	0	*	*	0	*	*	0
Special Education	27	9.6%	9	33	12.4%	13	25	9.0%	11
Female	133	47.2%	35	131	49.2%	32	134	48.0%	54
Male	149	52.8%	38	135	50.8%	53	145	52.0%	57

	Assessments and Results for All Kindergartners											
	2019-20				2020-21				2021-22			
	Students Assessed	% Students Assessed	Kindergarten Ready	% Kindergarten Ready	Students Assessed	% Students Assessed	Kindergarten Ready	% Kindergarten Ready	Students Assessed	% Students Assessed	Kindergarten Ready	% Kindergarten Ready
Econ Disadv	210	96.8%	134	63.8%	200	98.5%	177	88.5%	223	97.8%	180	80.7%
EB/EL	57	96.6%	38	66.7%	69	100.0%	59	85.5%	61	100.0%	50	82.0%
Foster Care	*	*	*	*	*	*	*	*	*	*	*	*
Homeless	20	100.0%	6	30.0%	6	100.0%	*	*	20	100.0%	13	65.0%
Military Children	*	*	*	*	*	*	*	*	*	*	*	*
Special Education	22	81.5%	11	50.0%	32	97.0%	27	84.4%	22	88.0%	12	54.5%
Female	130	97.7%	78	60.0%	130	99.2%	113	86.9%	134	100.0%	118	88.1%
Male	143	96.0%	96	67.1%	133	98.5%	118	88.7%	140	96.6%	105	75.0%

	Assessments and Results for Kindergartners Who Attended Texas Public PreK for 80 or More Days											
	2019-20				2020-21				2021-22			
	Students Assessed	% Students Assessed	Kindergarten Ready	% Kindergarten Ready	Students Assessed	% Students Assessed	Kindergarten Ready	% Kindergarten Ready	Students Assessed	% Students Assessed	Kindergarten Ready	% Kindergarten Ready
Econ Disadv	62	98.4%	42	67.7%	70	98.6%	63	90.0%	102	98.1%	95	93.1%
EB/EL	27	96.4%	18	66.7%	31	100.0%	*	*	32	100.0%	*	*
Foster Care	0	0.0%	0	0.0%	*	*	*	*	0	0.0%	0	0.0%
Homeless	0	0.0%	0	0.0%	0	0.0%	0	0.0%	*	*	*	*
Military Children	0	0.0%	0	0.0%	0	0.0%	0	0.0%	0	0.0%	0	0.0%
Special Education	7	77.8%	*	*	13	100.0%	*	*	10	90.9%	*	*
Female	35	100.0%	22	62.9%	32	100.0%	*	*	54	100.0%	*	*
Male	36	94.7%	28	77.8%	52	98.1%	*	*	55	96.5%	*	*

# Texas Public Kindergarten Programs and Kindergarten Readiness

District: KAUFMAN ISD (129903), KAUFMAN, TX



## KAUFMAN ISD (129903) Public Kindergarten Programs and Kindergarten Readiness by School of Enrollment for the 2021-22 School Year

	Total Students Enrolled	Students Assessed	Kindergarten Ready	Percent Students Assessed	Percent Kindergarten Ready	Public Kindergarten Readiness Assessment Instrument(s) (Note: n/a means no information available)	Half-Day Students Enrolled	Full-Day Students Enrolled	Attended Texas Public PreK in 2020-21	Attended Texas Public PreK in Same District 2020-21	Attended Texas Public PreK in Same School 2020-21	Economically Disadvantaged	Emergent Bilingual / English Learner (EB/EL)	Foster Care or Military Children or Homeless	Black or African American	Hispanic	White	Other Races
HELEN EDWARD EARLY CHILDHOOD CENTE (129903105)	279	274	223	98.2%	81.4%	TX-KEA-E	0	278	165	156	156	228	61	24	17	145	103	14

## About the Data

Purpose	This report provides information on Texas public school kindergarten enrollment and beginning of year assessments. Enrollment in kindergarten is shown for students by race/ethnicity, gender, economically disadvantaged, Emergent Bilingual (EB)/English Learner (EL), and other student programs. Counts are provided of kindergartners who attended Texas public prekindergarten in the same district or school as they enrolled for kindergarten. Additionally, this report provides high-level information on enrolled kindergartners administered an assessment and assessment results. Kindergarten readiness information is provided for all kindergartners and for those kindergartners who attended Texas public prekindergarten the previous school year for eighty or more days. The state level report also compares kindergarten readiness for those kindergartners who were eligible for and attended Texas public prekindergarten the previous school year for one or more days to kindergartners who were eligible for Texas public prekindergarten but did not attend. This report is available at the state level and by individual school districts.
Data Source	Data in this report for Texas public school district kindergarten enrollment come from the Texas Student Data System (TSDS) Public Education Information Management System (PEIMS). Data for kindergarten assessments in Texas public schools come from the Early Childhood Data System (ECDS). In this report, public kindergarten student enrollment is defined as the number of kindergarten enrollees who were reported enrolled as of the Fall Snapshot date (last Friday in October) of each year. Kindergarten assessment data are reported for those kindergartners enrolled as of the Fall Snapshot date who took a beginning of year assessment on the Commissioner's List of Approved Assessment Instruments. In order to protect student confidentiality, small data numbers in this report are shown as asterisks (*) in data tables and graphed as zeros in charts, but not all zeros in charts represent masked data. Data in this report are updated annually.
Commissioner's List of Approved Assessment Instruments	<p>For information about the Commissioner's List of Approved Kindergarten Assessment Instruments, see the TEA Early Childhood Education Educator Resources web page:</p> <p><a href="https://tea.texas.gov/academics/early-childhood-education/educator-resources">https://tea.texas.gov/academics/early-childhood-education/educator-resources</a>.</p> <p>For information about the Commissioner's List of Approved Assessment Instruments and the TSDS Early Childhood Data System collection of both prekindergarten and kindergarten data, see the TEA website at:</p> <p><a href="https://www.texasstudentdatasystem.org/TSDS/TEDS/TEDS_Latest_Release">https://www.texasstudentdatasystem.org/TSDS/TEDS/TEDS_Latest_Release</a>.</p>
Economically Disadvantaged	A student is designated as economically disadvantaged if he/she is eligible for free or reduced-price lunch or eligible for other public assistance.

# Texas Public Kindergarten Programs and Kindergarten Readiness

District: KAUFMAN ISD (129903), KAUFMAN, TX

Emergent Bilingual (EB)/ English Learner (EL)	Emergent Bilingual (EB)/English Learner (EL) refers to students who have limited English language skills. A student is identified as EB/EL by the Language Proficiency Assessment Committee (LPAC) according to criteria established in the Texas Administrative Code.
Foster Care	Students who are in or who have ever been in the conservatorship of the Texas Department of Family and Protective Services (DFPS) (i.e., in foster care) following an adversary hearing are eligible for free prekindergarten. These students include not only students who are in or who have ever been in DFPS conservatorship but also students who have been adopted or returned to their parents after having been in DFPS conservatorship.
Homeless	The Texas Education Code, Section 25.001, adheres to the McKinney-Vento Act's definition of homeless children and youth. The McKinney-Vento Act defines homeless children and youth as individuals who lack a fixed, regular, and adequate nighttime residence. For more information about homeless students in Texas public schools see:  <a href="https://www.lbb.state.tx.us/Documents/Publications/Issue_Briefs/3088_Homeless_Students.pdf">https://www.lbb.state.tx.us/Documents/Publications/Issue_Briefs/3088_Homeless_Students.pdf</a> .
Military Child	A student who is the child of an active duty, injured or killed member of the armed forces of the United States, including the state military forces or a reserved component of the armed forces.
Prekindergarten (PK or PreK)	<p>A public school district is required to offer a prekindergarten program if it identifies 15 or more eligible students who are at least four years of age by September 1 of the school year. A school district may offer prekindergarten if the district identifies 15 or more eligible children who are at least three years of age. To be eligible to attend a state funded prekindergarten program, the child must meet one of the following prekindergarten eligibility criteria:</p> <ul style="list-style-type: none"><li>• is unable to speak and comprehend the English language;</li><li>• is educationally disadvantaged, which means a student eligible to participate in the national free or reduced-price lunch program;</li><li>• is homeless;</li><li>• is the child of an active duty member of the armed forces of the United States;</li><li>• is the child of a member of the armed forces who was injured or killed while on active duty;</li><li>• is the child of a person eligible for the Star of Texas Award as a peace officer, firefighter, or emergency medical first responder; or</li><li>• is or ever has been in foster care.</li></ul> <p>A school district may offer a tuition-based program for an additional half day of prekindergarten classes to those children who are eligible for free prekindergarten classes or half-day and full-day prekindergarten classes to children who are ineligible for free prekindergarten classes.</p>

# Texas Public Kindergarten Programs and Kindergarten Readiness

District: KAUFMAN ISD (129903), KAUFMAN, TX

Race/Ethnicity	<p>Race/ethnicity is one of the demographic characteristics reported for each student at the time of enrollment. The categories used in this report are described in the PEIMS Data Standards as:</p> <ul style="list-style-type: none"> <li>• Asian - A person having origins in any of the original peoples of the Far East, Southeast Asia, or the Indian subcontinent, including, for example, Cambodia, China, India, Japan, Korea, Malaysia, Pakistan, the Philippine Islands, Thailand, and Vietnam.</li> <li>• Hispanic/Latino - A person of Cuban, Mexican, Puerto Rican, South or Central American, or other Spanish culture or origin, regardless of race.</li> <li>• American Indian or Alaska Native (AI/AN) - A person having origins in any of the original peoples of North and South America (including Central America), and who maintains a tribal affiliation or community attachment.</li> <li>• White - A person having origins in any of the original peoples of Europe, the Middle East, or North Africa.</li> <li>• Native Hawaiian/Other Pacific Islander (NH/PI) - A person having origins in any of the original peoples of Hawaii, Guam, Samoa, or other Pacific Islands.</li> <li>• Two or more races - A person having origins in any two, or more than two, non-Hispanic racial categories, e.g., Black or African American and White.</li> <li>• Other - In the district report, a person belonging to either Asian, American Indian or Alaska Native, Hawaiian/Other Pacific Islander or two or more races racial categories.</li> </ul>
----------------	----------------------------------------------------------------------------------------------------------------------------------------------------------------------------------------------------------------------------------------------------------------------------------------------------------------------------------------------------------------------------------------------------------------------------------------------------------------------------------------------------------------------------------------------------------------------------------------------------------------------------------------------------------------------------------------------------------------------------------------------------------------------------------------------------------------------------------------------------------------------------------------------------------------------------------------------------------------------------------------------------------------------------------------------------------------------------------------------------------------------------------------------------------------------------------------------------------------------------------------------------------------------------------------------------------------------------------------------------------------------------------------------------------------------------------------------------------------------------------------------------------------------------------------------------------------------------

Special Education	Special education is a program that serves students with disabilities. It provides instructional and related services for eligible students with cognitive, physical, and/or emotional disabilities.
-------------------	------------------------------------------------------------------------------------------------------------------------------------------------------------------------------------------------------

## Calculated Data Elements

Total Students Enrolled or All Kindergartners	The number of students enrolled in kindergarten in the Texas public school system as of the Fall Snapshot date (the last Friday in October of each year). Kindergarten enrollment of all ages includes any student served by a public school district including charter schools but not including the Texas School for the Deaf, Texas School for the Blind and Visually Impaired, or the Texas Juvenile Justice Department (TJJD) schools.
Percentage (%) Enrolled	The percentage of All Kindergartners who attended prekindergarten in the previous year or belong to a particular race/ethnicity or subpopulation.
Students Assessed	The number of kindergartners enrolled in the Texas public school system as of the Fall Snapshot date (the last Friday in October of each year) who were administered, at the beginning of year (BOY) administration, an assessment on the Commissioner's List of Approved Assessment Instruments. Students may take multiple assessments.



# Texas Public Kindergarten Programs and Kindergarten Readiness

District: KAUFMAN ISD (129903), KAUFMAN, TX

Students Assessed who were PreK Eligible	<p>The number of kindergartners enrolled in the Texas public school system as of the Fall Snapshot date (the last Friday in October of each year) who were administered, at the beginning of year (BOY) administration, an assessment on the Commissioner's List of Approved Assessment Instruments. Students may take multiple assessments. Kindergarten students are determined to have been eligible for prekindergarten the prior year if they were reported through PEIMS their kindergarten year as economically disadvantaged, as an Emergent Bilingual (EB)/English Learner (EL), in foster care, homeless, or as a qualifying military child.</p> <p>Kindergarten students who did not attend public prekindergarten are determined to have been eligible for prekindergarten the prior year if they were reported through PEIMS their kindergarten year as economically disadvantaged, as an Emergent Bilingual (EB)/English Learner (EL), in foster care, homeless, or as a qualifying military child.</p>
Assessed Students who were PreK Eligible and Attended PreK	<p>The number of Students Assessed who were Prek Eligible and attended Texas public prekindergarten the prior year for one or more days.</p>
Assessed Students who were PreK Eligible and Did Not Attend PreK	<p>The number of Students Assessed who were Prek Eligible and did not attend Texas public prekindergarten the prior year.</p>
Assessed Students who were Not PreK Eligible	<p>The number of kindergartners enrolled in the Texas public school system as of the Fall Snapshot date (the last Friday in October of each year) who were not eligible for Texas public prekindergarten the prior year and who were administered, at the beginning of year (BOY) administration, an assessment on the Commissioner's List of Approved Assessment Instruments. Students may take multiple assessments.</p>
Percentage (%) of Assessed	<p>The percentage of all kindergartners who were administered, at the beginning of year (BOY) administration, an assessment on the Commissioner's List of Approved Assessment Instruments.</p>
Percentage (%) of Students Not Assessed	<p>The percentage of all kindergartners who were not reported by a Texas public school district or school reporting assessments, for the beginning of year administration, on the Commissioner's List of Approved Assessment Instruments.</p>

Kindergarten Ready	<p>The number of Students Assessed who met the criteria for a particular assessment on the Commissioner's List of Approved Assessment Instruments. Kindergarten readiness for each assessment is assessed differently across multiple assessment domains with varying benchmarks/cut-off scores of readiness. A student must pass all required assessment domains to be considered kindergarten ready. For school years 2013-14 through 2019-20, readiness is based on literacy assessment only and does not provide comprehensive information on student readiness across important developmental domains. For information about the Commissioner's List of Approved Assessment Instruments, see the TEA Early Childhood Education Educator Resources web page:</p> <p><a href="https://tea.texas.gov/academics/early-childhood-education/educator-resources">https://tea.texas.gov/academics/early-childhood-education/educator-resources</a>.</p>
Percentage (%) Kindergarten Ready	The percentage of Students Assessed who met the criteria for a particular assessment on the Commissioner's List of Approved Assessment Instruments.
Percentage (%) Total Eligible Kindergarten Ready	The percentage of kindergartners who were eligible for Texas public prekindergarten the prior year who met the criteria for a particular assessment on the Commissioner's List of Approved Assessment Instruments.
Percentage (%) PreK Eligible & Attended PreK	The percentage of kindergartners who were eligible for Texas public prekindergarten the prior year, attended Texas public prekindergarten the prior year for one or more days, and met or exceeded the cut-off score for a particular assessment on the Commissioner's List of Approved Assessment Instruments.
Percentage (%) PreK Eligible & Did Not Attend PreK	The percentage of kindergartners who were eligible for Texas public prekindergarten the prior year, did not attend Texas public prekindergarten the prior year, and met or exceeded the cut-off score for a particular assessment on the Commissioner's List of Approved Assessment Instruments.
Change in Students Assessed	The change in Students Assessed is the percentage point difference calculated as percentage of students assessed in the current year minus percentage of students assessed in the previous year.
Change in Kindergarten Ready Students	The change in Kindergarten Ready Students is the percentage point difference calculated as percentage of kindergarten ready students in the current year minus percentage of kindergarten ready students in the previous year.
Percentage (%) Not Kindergarten Ready	The percentage of Students Assessed who did not meet the cut-off score for a particular assessment on the Commissioner's List of Approved Assessment Instruments.
Students Enrolled who Attended Texas Public PreK	The number of students enrolled in kindergarten in the Texas public school system as of the Fall Snapshot date (the last Friday in October of each year) who were four years old as of September 1 the previous year and enrolled in a Texas Public Prekindergarten program as of the Fall Snapshot date the previous year.

# Texas Public Kindergarten Programs and Kindergarten Readiness

District: KAUFMAN ISD (129903), KAUFMAN, TX



Students Enrolled who Attended Texas Public PreK for 80 or More Days	The number of students enrolled in kindergarten in the Texas public school system as of the Fall Snapshot date (the last Friday in October of each year) who were four years old as of September 1 the previous year, enrolled in a Texas Public Prekindergarten program as of the Fall Snapshot date the previous year and attended a Texas Public Prekindergarten half-day or full-day program the previous year for 80 or more days.
Students Enrolled who Attended Texas Public PreK in the Same District or School	The number of students enrolled in kindergarten in the Texas public school system as of the Fall Snapshot date (the last Friday in October of each year) who were four years old as of September 1 the previous year and enrolled in a Texas Public Prekindergarten program as of the Fall Snapshot date the previous year in the same district or same school as they enrolled in kindergarten.
Students Assessed who Attended Texas Public PreK for 80 or More Days	The number of kindergarten Students Enrolled who Attended Texas Public PreK for 80 or More Days who took a beginning of year assessment on the Commissioner’s List of Approved Assessment Instruments.
Percentage (%) of Students Assessed who Attended Texas Public PreK for 80 or More Days	The percentage of kindergarten Students Enrolled who Attended Texas Public PreK for 80 or More Days and who took a beginning of year assessment on the Commissioner’s List of Approved Assessment Instruments.
Percentage (%) Kindergarten Ready who Attended Texas Public PreK for 80 or More Days	The percentage of kindergarten Students Assessed who Attended Texas Public PreK for 80 or More Days who met the criteria for a particular assessment on the Commissioner’s List of Approved Assessment Instruments.
Districts (or Schools) Reporting Assessments	The number of districts (or schools) with enrolled kindergartners as of the Fall Snapshot date (the last Friday in October of each year) and reported results for at least one assessment on the Commissioner’s List of Approved Assessment Instruments for the beginning of year administration.
Percentage (%) of Districts (or Schools) Reporting Assessments	The percentage of all Districts Reporting Assessment results for a particular assessment on the Commissioner’s List of Approved Assessment Instruments for the beginning of year administration, e.g., percentage of all districts who reported The Texas Kindergarten Entry Assessment (TX-KEA).

# Texas Public Kindergarten Programs and Kindergarten Readiness

District: KAUFMAN ISD (129903), KAUFMAN, TX



---

Percentage (%) of Students Assessed by Readiness Assessment	At the state level, the percentage of all Students Assessed who took a particular assessment on the Commissioner’s List of Approved Assessment Instruments, e.g., percentage of assessed students who took The Texas Kindergarten Entry Assessment (TX-KEA). At the district level, the percentage of all enrolled students who took a particular assessment on the Commissioner’s List.
Percentage (%) Kindergarten Ready by Readiness Assessment	The percentage of Students Assessed who took a particular assessment, e.g., The Texas Kindergarten Entry Assessment (TX-KEA), on the Commissioner’s List of Approved Assessment Instruments and met the criteria for a particular assessment.
Full-Day Students	Enrolled kindergartners who are provided instruction for at least four hours each school day.
Half-Day Students	Enrolled kindergartners who are provided instruction for at least two hours but fewer than four hours each school day.
Not in Membership	Enrolled kindergartners who are provided fewer than two hours of instruction each school day.