





Avery Shanahan, Grade 2, Stillmeadow




Sasha Yermuraki, Kindergarten, Hart



Daniel Sandford, Grade 7  
Scofield

# Revenue

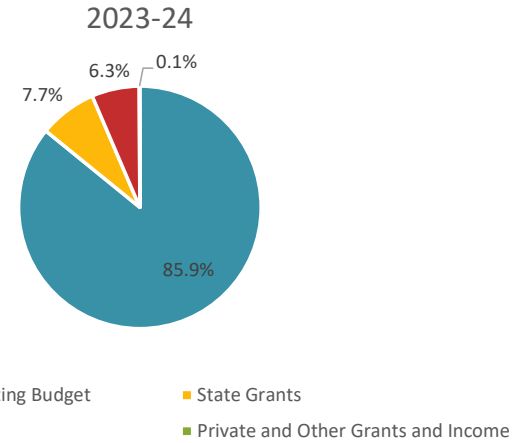
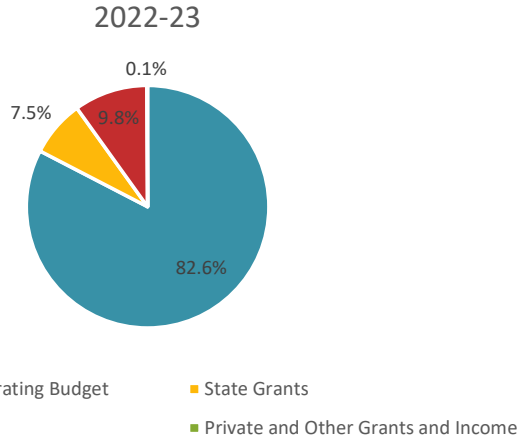


Emma Taylor, Grade 1, Rogers International



Aronah Swartz, Class of 2022,  
Westhill

**BOARD OF EDUCATION BUDGET 2023-24  
TOTAL REVENUE BUDGET**



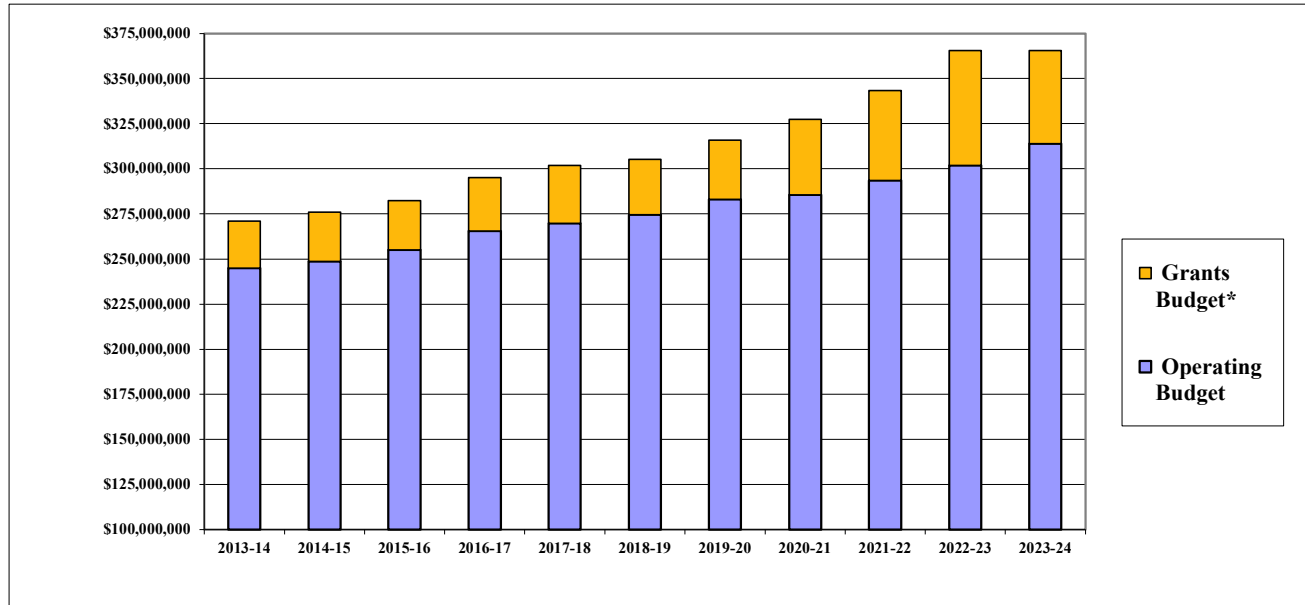
City of Stamford- Operating Budget	\$301,843,542	82.6%
State Grants	\$27,298,874	7.5%
Federal Grants	\$35,941,296	9.8%
Private and Other Grants and Income	\$380,494	0.1%

**Total Operating & Grant Budget      \$365,464,206      100.0%**

City of Stamford- Operating Budget	\$313,871,939	85.9%
State Grants	\$28,108,662	7.7%
Federal Grants	\$23,193,028	6.3%
Private and Other Grants and Income	\$386,426	0.1%

**Total Operating & Grant Budget      \$365,560,055      100.0%**

**BOARD OF EDUCATION BUDGET 2023-24  
REVENUE BY SOURCE**



	2013-14	2014-15	2015-16	2016-17	2017-18	2018-19	2019-20	2020-21	2021-22	2022-23	2023-24
<b>Operating Budget</b>	\$245,072,959	\$248,574,216	\$255,113,422	\$265,543,299	\$269,736,292	\$274,518,970	\$283,069,806	\$285,555,203	\$293,586,146	\$301,843,542	\$313,871,939
<b>Grants Budget*</b>	\$26,062,218	\$27,546,793	\$27,258,096	\$29,639,511	\$32,076,240	\$30,613,226	\$32,810,755	\$41,959,712	\$49,870,316	\$63,620,664	\$51,688,116
<b>Total</b>	\$271,135,177	\$276,121,009	\$282,371,518	\$295,182,810	\$301,812,532	\$305,132,196	\$315,880,561	\$327,514,915	\$343,456,462	\$365,464,206	\$365,560,055

\* = grant award amount or latest estimate as of budget printing date

**BOARD OF EDUCATION BUDGET 2023-24  
GENERAL FUND REVENUE TO CITY OF STAMFORD**

	2019-20 Actual	2020-21 Actual	2021-22 Actual	2022-23 Estimated	2023-24** Estimated
--	-------------------	-------------------	-------------------	----------------------	------------------------

**REVENUE STATE OF CONNECTICUT**

Education Cost Sharing***	\$7,978,877	\$7,978,877	\$7,978,877	\$7,978,877	\$7,978,877
Vocational Agriculture Operating Grant****	\$540,638	\$584,388	\$719,393	\$744,572	\$770,632
<b>TOTAL STATE REVENUE</b>	<b>\$8,519,515</b>	<b>\$8,563,265</b>	<b>\$8,698,270</b>	<b>\$8,723,449</b>	<b>\$8,749,509</b>

**OTHER REVENUE**

Tuitions	\$180,000	\$289,000	\$223,000	\$223,000	\$223,000
Miscellaneous					
<b>TOTAL OTHER REVENUE</b>	<b>\$180,000</b>	<b>\$289,000</b>	<b>\$223,000</b>	<b>\$223,000</b>	<b>\$223,000</b>

<b>TOTAL REVENUE</b>	<b>\$8,699,515</b>	<b>\$8,852,265</b>	<b>\$8,921,270</b>	<b>\$8,946,449</b>	<b>\$8,972,509</b>
----------------------	--------------------	--------------------	--------------------	--------------------	--------------------

<b>TOTAL OPERATING BUDGET</b>	<b>\$283,069,806</b>	<b>\$285,555,203</b>	<b>\$293,586,146</b>	<b>\$301,843,542</b>	<b>\$313,871,939</b>
-------------------------------	----------------------	----------------------	----------------------	----------------------	----------------------

<b>NET COST TO CITY</b>	<b>\$274,370,291</b>	<b>\$276,702,938</b>	<b>\$284,664,876</b>	<b>\$292,897,093</b>	<b>\$304,899,430</b>
-------------------------	----------------------	----------------------	----------------------	----------------------	----------------------

\*\*\*= latest estimate based on best available information

\*\*\*= does not include Alliance District Grant which is shown in Section 9 as "Grant Revenue"

\*\*\*\*= does not include additional Vo-Ag supplement which is shown in Section 9 as "Grant Revenue"