



# NATIONAL GEOGRAPHIC Reach

Language • Literacy • Content



## Here's what Teachers have to say about *Reach*:

"The academic language frames in **Reach** have made a tremendous difference. Now I hear the children using academic language with complete sentences and appropriate grammar."

"**Reach** is high-interest and sophisticated. It helps children reach that higher-level thinking that many of them struggle with."

"Throughout the year my **Reach** students' desire to read has increased. They have become better readers—based on their test scores—and their comprehension and fluency scores have gone up."

"**Reach** allows me to target instruction at my students' instructional level. We can talk about things that we learned in whole group with materials that are at their instructional level."


"**Reach** gives students the higher order critical thinking skills they need to succeed."

Front cover: Quaking Aspen (*Populus tremuloides*) is the most widely dispersed tree in North America. Groves of quaking aspen are really the stems of one of the Earth's largest living organisms. Thousands of quaking aspen trees that are genetically identical to each other can be joined underground by a single root network that can continue to reproduce and live for hundreds if not thousands of years. – Livescience.com


# NATIONAL GEOGRAPHIC **Reach** Language • Literacy • Content

The next generation of language, vocabulary, reading, writing, and content for English language learners is within **Reach**.


- Engages students with multicultural, rich literature and *National Geographic* exclusives that increase content knowledge and make connections.
- Builds language, reading, writing, and vocabulary through engaging *National Geographic* science and social studies content and authentic literature.
- Differentiates and scaffolds skills and strategies for multiple language proficiency and reading levels to move English learners to independence.




Level A



Level B




Level C




Level D



Level E



Level F



Level G



# Teacher Resources

Flexible resources enable teachers to tailor instruction to student needs, instructional time, standards, and objectives.

## Teacher Editions



Kindergarten




Grade 1



Grade 2


2  
Teacher Editions  
at each grade  
provide 8 units of  
theme-based  
instruction



Grade 3



Grade 4



Grade 5



Grade 6

## Phonics



Grade K

- Lap Books
- Big Book
- Phonics Stories
- Picture Cards
- Skills Practice
- Finger Puppet
- Teacher's Edition



Grade 1

- Sing with Me Phonics Songs
- Sound/Spelling Cards
- Phonics Picture Cards
- Read on Your Own decodable books
- Practice Masters
- Teacher's Edition



Grade 2



Grades 3-5




Grade 2

Newcomer  
Support!



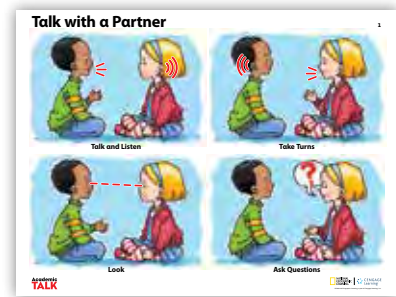
Language Songs Big Books, K-5



Read with Me Big Books, K-2




Kindergarten Read Aloud Trade Books



Academic Talk Posters, Grade K



Academic Talk  
Flipchart, Grades 1-2



Academic Talk  
Flipchart, Grades 3-6



Language Builder  
Picture Cards, K-5

## Technology NGReach.com



Online Student Resources



Online Lesson Planner

### Build Your Plan

The Online Lesson Planner allows you to easily create or customize plans and also includes a variety of ready-to-go plans.



# Student Resources

Student resources include engaging anthologies, meaningful practice, and authentic text to increase reading, writing, and content.

## Student Editions




Grade 1, two volumes



Grade 3



Grade 4



Grade 2



Grade 5



Grade 6



Teamwork Activities, Flipchart, Kindergarten



Cross Curricular Flipchart, Grades 1–6



Language and Literacy Flipchart, Grades 1–6



Talk Together Wordless Books (8 titles), K



Talk Together Label Books (8 titles), K

## Read On Your Own Books




Kindergarten



## Practice Books


- K–6
- Vocabulary support
- Graphic organizers
- Comprehension
- Fluency
- Writing to Sources



Fiction Libraries, 1–6, (Grade 4 shown)




Nonfiction Library, 1–6, (Grade 4 shown)




Explorer Books, 3–6




Vocabulary Builder Manipulatives and Scenes, Grade K



Picture Perfect Word Big Book, Grade K



Picture Perfect Dictionary 1, Grades 1–2



Picture Perfect Dictionary 2, Grades 3–6



# Instructional Flexibility

*National Geographic Reach* has been designed to enable you to tailor instruction to match your specific curriculum objectives, class setting, and the needs of your students.

*Differentiated by language proficiency and reading levels to ensure success for all students with flexible teaching plans.*

20-, 30-, 40-, 60-, and 90-minute pre-made plans as well as language or content lesson plans

### Build Your Plan

The Online Lesson Planner allows you to easily create or customize plans and also includes a variety of ready-to-go plans.

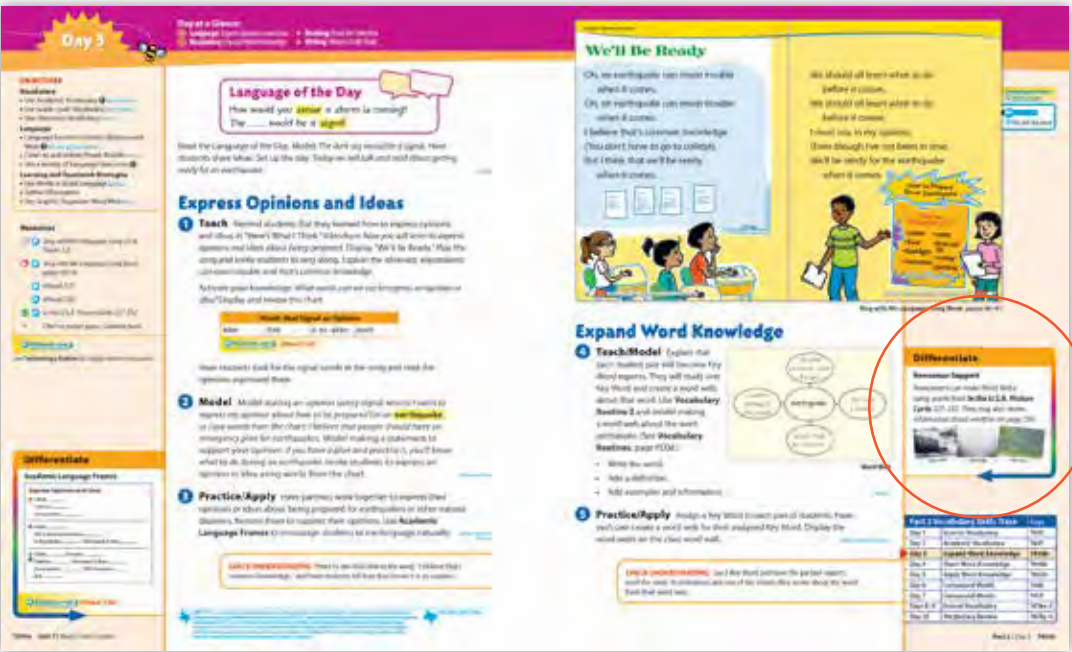


### Clear Construction

- Week-at-a-glance planners clearly identify instructional activities by program strand
- Stated time allotments aid modification decisions

### Focused Lesson Design

- Clearly identified objectives and tested skills inform instructional decisions
- Lessons are built to function in isolation or in the program's sequential path



### Substantive Differentiated Instruction

- Multi-level strategies within lessons support students at varying proficiency levels
- Print and online materials offer multiple learning pathways to making content comprehensible




Fiction and nonfiction leveled libraries ensure various texts for multiple language and reading levels

## Canciones y cuentos

Spanish Reading Foundations Program, K–2

Captivate children's imaginations with songs and stories



Level A      Level B      Level C

Help students develop Spanish literacy or transition into English literacy through

- Engaging decodable books
- Print and digital resources
- Songs to develop phonemic awareness
- Memorable rhymes to increase fluency
- Explicit, proven instruction

### Canciones y cuentos

is *Reach's* companion Spanish program for dual language classrooms or students in need of a strong reading foundation in Spanish.

For more information:  
[NGL.Cengage.com/CYC](http://NGL.Cengage.com/CYC)



Multicultural, Rich Literature


Literature and Informational Texts

Authentic, multicultural literature and exclusive *National Geographic* informational texts promote engagement for all students.

Student Anthology

4–week units, built around science or social studies topics, build connections and and increase content knowledge through authentic literature, various genres and opportunities for collaboration.

Fiction



Level D Student Anthology



Level D Student Anthology

Nonfiction



Level B Student Anthology



Level B Student Anthology

Leveled Libraries

- Motivating texts provide award-winning authentic fiction and nonfiction reading opportunities for students at every reading level.
- Complete guided reading lessons and practice are available for each title.
- Organization around content themes allows students to connect ideas across texts in group discussions.



Fiction

BEGINNING LEVELLexile® AD240L

**Frog Girl**  
by Paul Owen Lewis  
• **Genre:** Folk tale  
The chief's daughter goes under the lake and meets the frog people, and then saves them from a volcano's eruption.

**Key Words**  
blanket  
frog  
lake  
smoke  
village

INTERMEDIATE LEVELLexile® 540L

**The Cornfield Volcano**  
by Audie Lee  
• **Genre:** Historical Fiction  
Antonio and Dominica are walking in the cornfields one day when they see lava flowing out of the earth. A new volcano is erupting in their town!

**Key Words**  
crack  
crust  
erupt  
lava  
volcano

ADVANCED ADVANCED HIGH LEVELSLexile® 700L

**The Eruption of Mount St. Helens**  
by Rebecca L. Johnson  
• **Genre:** Historical Fiction  
In this chapter book, Helen and her family witness the massive 1980 eruption of Mount St. Helens.

**Key Words**  
earthquake  
fisherman  
magma  
scientist  
valley

Level D Fiction Leveled Library Sample

Nonfiction

BEGINNING LEVELLexile® 150L

**The Birth of an Island**  
by Barbara Wood  
• **Genre:** Expository Nonfiction  
Simple text and ample visual support illustrate how volcanoes under the ocean can form islands.

**Key Words**  
boils  
crack  
growing  
islands  
ocean

INTERMEDIATE LEVELLexile® 640L

**Mountains of Fire**  
by Lily Richardson  
• **Genre:** Expository Nonfiction  
How do volcanoes form? This book provides a detailed explanation of the process in simple language.

**Key Words**  
crust  
layers  
mantle  
melted  
surface

ADVANCED ADVANCED HIGH LEVELSLexile® 590L

**Volcanoes**  
by Franklyn M. Branley  
• **Genre:** Expository Nonfiction  
Using diagrams, illustrations, and examples of real volcanic eruptions, this informative book explains how volcanoes form and what happens when they erupt.

**Key Words**  
active  
eruption  
exploded  
pressure  
region

Level D Nonfiction Leveled Library Sample

Explorer Book Collection

Students can read the same *National Geographic* science or social studies content at two different reading levels.



Level D Explorer Book, Pioneer Edition



Level D Explorer Book, Pathfinder Edition



# Oral Language and Vocabulary

## Language Development

Lessons provide English language learners with a robust and interactive environment to acquire and expand language.

### Develop Oral Language

Language of the Day builds proficiency day by day

Language Function Lessons with step-by-step “How to” instructions

Academic Language Frames provide support for learning language structures

**Day 1**

**Day at a Glance:**  
Language: Tell an Original Story  
Vocabulary: Science Vocabulary  
Reading: Imagery  
Writing: Writing Fluency

**OBJECTIVES**  
**Vocabulary**  
• Acquire and Use Grade-Level Vocabulary  
**Language**  
• Language Function: Tell an Original Story  
• Listen to and Imitate Fluent Models  
• Use a Variety of Sentence Lengths  
• Participate in Discussion  
**Learning and Teamwork Strategies**  
• Activate Prior Knowledge  
• Use Media to Build Language  
• Use Context to Build Concepts and

**Resources**  
• Sing with Me Language Song Book page 36  
• Sing with Me Language Song MP3  
• eVisual 7.2  
• eVisual 7.3  
• Academic Talk Flip chart  
• Key Word Images  
• [NGReach.com](#)  
See **Technology Station** for digital student resources.

**Language of the Day**  
What do you know about volcanoes?  
I know \_\_\_\_\_.

Read the Language of the Day. Model: *I know that volcanoes can be in the ocean or on land. Make a word web for volcanoes on the board and add students' information. Then explain that today students will listen, speak, and write more about volcanoes.*

**Tell an Original Story**  
**1 Teach/Model** Display “A Scary Ride.” Read the introduction aloud and play the poem. Invite students to say the poem as you play it a second time. Model how to echo and chime in as the audio prompts. Point out the **Language Frames** and model telling an original story.

**How to Tell an Original Story**

1. Tell who the story is about.	It is about a girl named Inez.
2. Tell when and where it happens.	It happens in July on an island.
3. Tell about a problem your character has. Tell what happens first and then what happens next.	First, Inez builds a sand castle on the beach. Then, a big wave comes and washes the sand castle away.
4. Tell how the story ends.	Finally, Inez builds another sand castle. She takes a picture of it before a wave washes it away.

**2 Practice/Apply** Have students tell an original story about the pictures they made in Share What You Know (page 413). Use **Academic Language Frames** to encourage students to use language naturally. Display and use page 41 of **Academic Talk** to provide additional language support for students at all levels.

**CHECK UNDERSTANDING** Ask students to use **Academic Language Frames** to retell the story “A Scary Ride.”

**Differentiate**  
**Academic Language Frames**  
Tell an Original Story  
This story is about \_\_\_\_\_.  
It happens \_\_\_\_\_.  
First, \_\_\_\_\_.  
Then, \_\_\_\_\_.  
Finally, \_\_\_\_\_.  
This story is about \_\_\_\_\_.  
It happens \_\_\_\_\_.  
First, \_\_\_\_\_.  
Then, \_\_\_\_\_.  
Finally, \_\_\_\_\_.  
[NGReach.com](#) [eVisual 7.3](#)

T414 Unit 7 | Blast! Crash! Splash!

Level D Teacher's Edition

Going beyond story words, *National Geographic Reach* targets content and academic vocabulary through visual and text support, making high utility vocabulary accessible to English language learners.

### Build Vocabulary

#### Build Background

Visual and Text Supports assist students in building background for content knowledge

#### Content and Academic Vocabulary

Vocabulary Routines accelerate acquisition of grade-level content and academic vocabulary

#### Spanish Cognates

build connections to students' home language

#### Listening and Speaking

Talk Together Activities build students' confidence with using new vocabulary

**Language**

**Tell an Original Story**  
Listen to Jenny's poem. Then use **Language Frames** to tell a story of your own.

**A Scary Ride**  
This story is about a boy with truly unruly hair. It happens in a hot volcano. You wouldn't think he'd dare!

First, he rides his tiny red cart down tunnels long and deep. Soon, bubbling magma, thick as mud, begins to warm his feet. Then, suddenly the place erupts! Upward shoots his cart. Bump! He lands—back on track, in an amusement park.

**Science Vocabulary**

**Key Words**  
Look at this diagram. Use **Key Words** and other words to talk about what happens when a volcano erupts.

1. Magma, or liquid rock, pushes up.  
2. Lava flows out.  
3. Lava cools in the ocean. Over time, this can form islands.  
4. Type Together

With a partner, tell an original story about forces that change something on Earth. What is the story about? Where does it happen? Use **Language Frames** from page 414 and **Key Words**.

**Science Vocabulary**  
**3 Teach/Model** Read the introduction and work through the diagram. Use **Vocabulary Routine 1** (see page PD37) and **Key Word Images** to teach the words. Access definitions on pages 604–627.

1. **Pronounce** the word and point to the part of the diagram that illustrates it: **erupt**.  
2. **Rate** the word. Have students hold up their fingers to show how well they know the word. (1 = very well, 2 = a little, 3 = not at all) Ask: *What do you know about this word?*  
3. **Define** the word: When something erupts, it suddenly explodes.  
4. **Elaborate** by relating the word to your experience: I watched a geyser erupt and spray water hundreds of feet into the air!

**4 Practice/Apply** Have partners take turns repeating the routine for each Key Word, using complete sentences for routine steps 2, 3, and 4.

**5 Talk Together About the Big Question**  
**Check Understanding and Connect Concepts** Review the **Language Frames** on page 414 and provide an example of an original story:  
*This story is about a boy and a volcano. It happens in Hawaii many years ago. First, the boy feels the ground rumble. Then, he sees smoke come out of the mountain. He knows the volcano will soon erupt.*  
Add students' ideas to the unit concept map.

**Differentiate**  
**Spanish Cognates**  
island/isla  
lava/lava  
magma/magma  
ocean/océano  
rock/roca  
volcano/volcán

**Part 1 Vocabulary Skills Trace**

Day	Science Vocabulary	Page
Day 1	Science Vocabulary	T415
Day 2	Academic Vocabulary	T417
Day 3	Expand Word Knowledge	T420b
Day 4	Share Word Knowledge	T434b
Day 5	Apply Word Knowledge	T435b
Day 6	Greek and Latin Roots	T436
Day 7	Greek and Latin Roots	T443
Days 8–9	Extend Vocabulary	T444c–f
Day 10	Vocabulary Review	T444g–h


Part 1 | Day 1 T415

Level D Teacher's Edition

## Additional Resources for Language and Vocabulary Development



**Academic Talk Language Frames** develop academic language in a small group setting



**Language and Literacy Teamwork Activities** boost language learning in centers



**Sing with Me Language Songs** create risk-free environments for trying out new language



**Language Builder Picture Cards** and **Build Background Videos** help students build vocabulary knowledge



**Online Vocabulary Games** enhance the acquisition of language and vocabulary




# Preparing for the Common Core

## Challenge Students for Success

Instruction and resources help students prepare to meet the demands of the Common Core State Standards.

## Academic Discussions and Collaborative Conversations

- The Big Question provides a thematic focus and helps students make connections throughout each unit.
- Ongoing dialog with a range of discussions about the text and the Big Question encourages students to engage with content, share experiences, exchange cultural perspectives, and create meaning.



Level B Student Anthology




Build Background Video

NATIONAL GEOGRAPHIC™

National Geographic videos build background and promote academic discussions

## Content Knowledge


- Paired fiction and nonfiction selections inspire learning and discovery across a range of topics that are consistent with science and social studies content.
- Exclusive *National Geographic* nonfiction selections motivate and prepare students for reading in the content areas.
- Hands-on content activities build background knowledge and understanding in centers.



Level B Student Anthology




Level B Student Anthology




Level B Cross-Curricular Teamwork Activities

## Repeated Readings and Text Dependent Questioning

- Reading of selections at a range of reading levels allows students to make meaningful connections with texts.
- Students read texts closely, analyzing and discussing literary elements, text evidence, and language.
- Multiple interactions with selections allow students to demonstrate their literal and inferential comprehension.




Level B Teacher's Edition



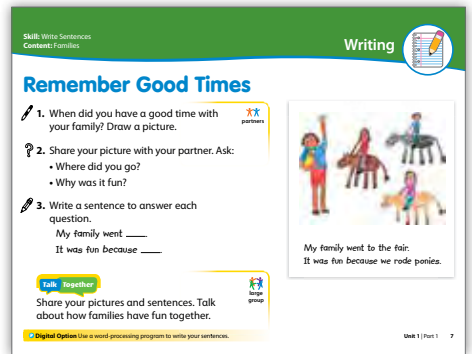
Level B Teacher's Edition

## Speaking and Writing about Reading

- Text-centered activities develop students' ability to express ideas and build confidence as speakers and writers.
- Daily text-based speaking and writing activities help students respond to the text orally and in writing, confirm comprehension, and engage in deeper analysis of selections.
- Students write to explain ideas.



Level B Teacher's Edition



Level B Language and Literacy Teamwork Activities





Scaffolds for Multiple Language Proficiency Levels

Support for English Language Learners

Set high expectations for all students with instructional materials and tools that provide equal access to learning. Frequent and varied supports meet the needs of all students.

### Rivers of Heat

Lava is HOT. When it first escapes from a volcano, its temperature is between 1,300 and 2,200 degrees Fahrenheit! As lava moves down a mountainside, it glows bright orange, like a fiery sunset. Thick lava may inch along, but thin lava can flow more quickly.

### A Close-Up Look

Red-hot lava. Clouds of smoke and gas. Flying rocks. All of these things make active volcanoes extremely dangerous. Most people would run away from these forces of nature, but Christian Petar runs toward them. Thanks to his enduring passion, we can get a close-up glimpse of volcanoes in action.

446

447

On-Page Reading Support

- Selections are divided into manageable chunks with frequent comprehension checks.
- Highlighted key vocabulary and on-page assistance for idioms and other difficult words keep students focused and moving through the reading.

Before You Move On Questions

Level D Student Anthology

In Other Words

Pre-Reading Support

Print and online materials offer multiple learning pathways to make content comprehensible.

## Comprehension Coach

Build Reading Power

Assign students to use the software, based on their instructional needs.

### Read Silently

- Comprehension questions with immediate feedback
- Vocabulary support

### Listen

- Process model of fluent reading
- Text highlighting to facilitate tracking
- Vocabulary support

### Record

- Oral reading fluency practice
- Speech recognition for oral fluency assessment with immediate feedback

Level D Teacher's Edition

Name \_\_\_\_\_ Date \_\_\_\_\_

### Key Points Reading

## An Island Grows

1

Deep under the ocean, rocks break apart. Water moves. A volcano blows lava into the water.

Rocks come up from the ocean. The waves hit the rocks and sand piles up. An island is growing in the ocean. Trees and plants grow on the new island. Birds come to the island to live. Bugs live here, too.

2

Then, people see the island. Sailors use maps to find it. Settlers stay on the island. They build houses and use the soil to grow food. They have markets where people can buy and sell fish, fruit, and vegetables.

3

The island is busy with people and animals. But one day, near the island, the water moves. A volcano blows lava into the water. Another island is growing!

For use with TE p. T422

7.4

Unit 7 | Blast! Crash! Splash!

Level D Practice Master

Differentiated Instruction

### Day 1

continued

#### Day at a Glance:

- Language: Express Systems and Ideas
- Vocabulary: Science Vocabulary
- Reading: Cause and Effect
- Writing: Writing Fluency, Study a Model

#### OBJECTIVES

**Vocabulary**

- Acquire and Use Classroom Vocabulary
- Comprehension and Literary Analysis
- Demonstrate Listening Comprehension
- Analyze Text Structure: Cause and Effect
- Detail Information

**Learning and Teamwork Strategies**

- Use Graphic Organizers: Cause-and-Effect Chart
- Reason Deductively

**Writing**

- Develop Writing Fluency
- Monitor and Self-Correct Writing

**Science**

- Examine How Earthquakes Cause Tsunamis

#### Resources

- eVisual 7.21
- eVisual 7.22
- Practice Master 7.11

### Cause and Effect

**1 Teach** Connect concepts: What Key Words have you learned that tell about forces that can change Earth? You saw those words in a diagram that showed how an earthquake could cause a giant wave, or tsunami. Now you will learn how to make a graphic organizer that will help you understand cause and effect.

Read the first paragraph and teach the Classroom Vocabulary word effect. Use the illustrations on page 446 to help students understand a cause-and-effect relationship. Then teach words that signal cause and effect: because, so, as a result.

Read aloud the explanation about making a graphic organizer. Clarify the purpose: I can make a cause-and-effect chart to help me understand why something happened. Tell students to listen for causes and effects as you read "Be Prepared" aloud.

#### Be Prepared

Nia knows that an earthquake can cause damage. So she believes that everyone should be prepared for an earthquake. She explains to her class how to prepare an earthquake emergency kit. Everyone in the class thinks it is a good idea to have a class earthquake emergency kit. The students all work together to make one.

**2 Model** Review the third sentence of "Be Prepared." Have a volunteer read the first box in the cause-and-effect chart and model the process: These sentences tell me an action Nia takes. She tells her class how to make an earthquake emergency kit. I'll write that action in the Cause box. Read about last sentences of the passage and model completing the cause-and-effect chart.

**3 Practice/Apply** Read aloud the instructions. Distribute Practice Master 7.11 for students to use as they complete their charts. Use Multi-Level Strategies to help students at all language proficiency levels talk about cause-and-effect relationships. Monitor students' developing proficiency. (See page R2 for Stages of Language Acquisition.)

#### CHECK UNDERSTANDING

Have students identify the cause and the effect in this sentence: An earthquake under the sea sends a tsunami toward the shore.

Level D Teacher's Edition

Daily Writing

Daily Writing activities help build students' proficiency in using language for writing at all levels, in both whole group and small group settings

### Thinking Map

## Imagery

Words give more pictures in people's minds. Word pictures, or imagery, tell how things look, sound, smell, taste, and feel. Look at these pictures from Jenny's poem. Read the labels.

place person thing

place person thing

place person thing

**Map and Talk**

You can use an imagery chart to record word pictures from a story. To make one, write categories at the top of the chart. Then find word pictures for each category.

Place	Person	Thing
hot volcano	my web to fly	my red cart
smoking and deep	biggest water hole	hobbying magnets
	leaf	pink ice road

**Task** Write a story with a partner. Use the word pictures to describe the places, people, and things. Record the word pictures in an imagery chart.

### Classroom Vocabulary

Use Vocabulary Routine 4 to category. (See Vocabulary pages PD40–PD41.)

Word Map

What It Means: a group of similar things

category

Example: Non-Example

### Daily Writing

**4 Writing Fluency** Use the Power Writing routine. (See page PD53.) Write the word flows and prompt: What kind of things can flow? What happens when something flows? Think about this word and write about it.

**Power Writing Routine**

1. What do you know about the word or picture?
2. Take one minute to write as much as you can, as well as you can.
3. Check your spelling and grammar. Circle mistakes.
4. Count your words.

### CLOSE AND ASSESS

- **Language** What should you tell about in an original story? (the characters, where and when the story happens, when things happen)
- **Reading** What imagery was used in the story? (hot volcano, truly unruly hair, etc.)
- **Vocabulary** What Key Words did you use in your answers? (Answers will vary.)

Level D Teacher's Edition

### Nonfiction

**BEGINNING LEVEL**

**The Birth of an Island**  
by Barbara Wood

• Genre: Expository Nonfiction

Simple text and ample visual support illustrate how volcanoes under the ocean can form islands.

**Key Words**

- boils
- crack
- growing
- island
- ocean

**INTERMEDIATE LEVEL**

**Mountains of Fire**  
by Lily Richardson

• Genre: Expository Nonfiction

How do volcanoes form? This book provides a detailed explanation of the process in simple language.

**Key Words**

- crust
- layers
- mantle
- melted
- surface

**ADVANCED** **ADVANCED HIGH LEVELS**

**Volcanoes**  
by Franklyn M. Branley

• Genre: Expository Nonfiction

Using diagrams, illustrations, and examples of real volcanic eruptions, this informative book explains how volcanoes form and what happens when they erupt.

**Key Words**

- active
- eruption
- exploded
- pressure
- region

### Same Book / Different Levels

**B I I A H**

**Volcano!**  
by Beth Geiger

Travel inside the Earth to explore how volcanoes form and what causes them to erupt, changing lands and lives.

**Pioneer Edition**

**B** Conduct a Picture Walk.

**I** Read text and captions.

**Key Words**

- erupt
- lava
- vent

**Pathfinder Edition**

Guided Reading Level: V-W

**A** Read text and captions. Read and write responses to questions.

**AH**

**Key Words**

- crust
- erupt
- plates

### Daily Writing

**Journal Entry** Have students write a journal entry in their reading journals. Use "Selvakumar Knew Better" to model how to paraphrase while maintaining order. Provide an example that does not maintain order by reading the ending first. Have students share their journal entries with others, recommending books they enjoyed.

### Part 1 Vocabulary Skills Trace

Day	1	2	3	4	5	6	7	8-9	10
Science Vocabulary	1403								
Academic Vocabulary	1407								
Expand Word Knowledge	1420b								
Share Word Knowledge	1434b								
Apply Word Knowledge	1435b								
Greek and Latin Roots	1436								
Greek and Latin Roots	1443								
Extend Vocabulary	1444e-f								
Vocabulary Review	1444g-h								

Part 1 | Days 8-9 T444f

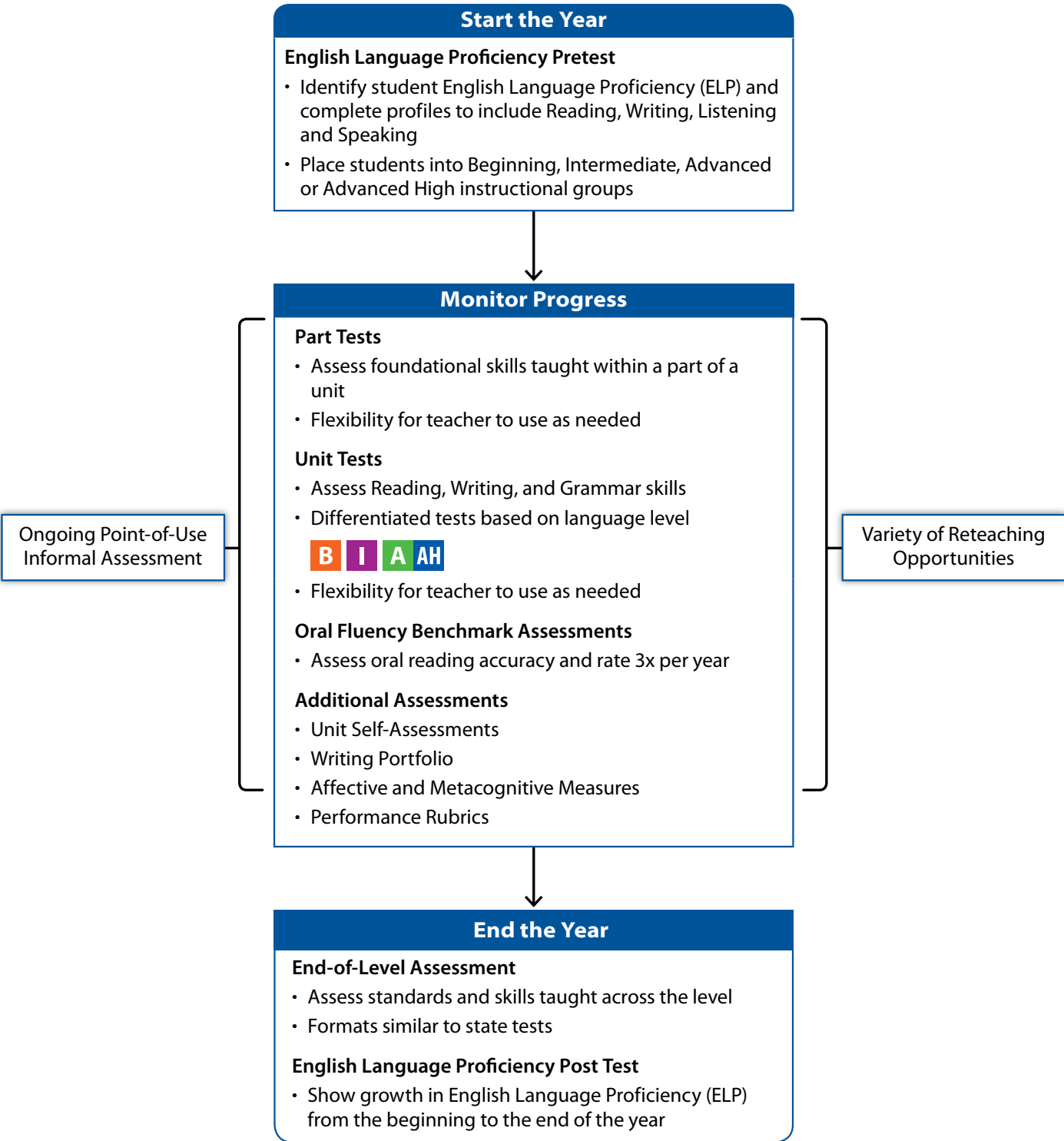
Level D Teacher's Edition



# Assessment and Technology


## Multiple Measures to Assess Student Learning

A flexible set of assessments impacts student learning.




## Multi-Level Assessments


Differentiated assessments measure progress on skills and standards at students' appropriate language level.



Beginning Level Assessment



Intermediate Level Assessment



Advanced/Advanced High Level Assessment

## Technology NGReach.com

Images and videos help students build background and context.

### Reach into Learning

Multimedia resources empower students to reinforce and extend learning.



Online Student Resources

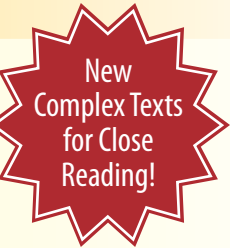
- My Vocabulary Notebook
- Vocabulary Games
- Personalized Dictionaries
- NG Digital Library
- Comprehension Coach

#### Recordings

- Song and Chant MP3s
- Selection Recordings MP3s
- Fluency Models MP3s



Online Student Books



### Reach into Teaching

Flexible teaching resources easily adapt to meet your instructional priorities and requirements.



Online Teacher Resources

- Online Lesson Planner
- Teaching Resources
- Presentation Tool
- eEdition
- NG Digital Library
- eAssessment: Online Tests



Build Background Videos and Interactives




# Reach for Success, Find it *Inside*, Get the *Edge*

The K–12 Solutions for ESL Classrooms

## NATIONAL GEOGRAPHIC **Reach** Language • Literacy • Content

### Elementary | Grades K–6

- Active learning
- Scaffolded instruction
- Instructional flexibility



## **INSIDE**

### Middle School | Grades 6–8

**Move students to grade-level performance by bringing the world to the classroom**

- Teach with new explorations and discovery
- Engage students with National Geographic exclusive content
- Achieve success with Common Core State Standards



## **EDGE** Reading, Writing & Language

### High School | Grades 9–12

**Prepare all students for college and career success with dynamic National Geographic content and authentic multicultural literature**

- Teach with relevant and motivating content
- Prepare students for Common Core State Standard success
- Utilize systematic and focused teaching materials



"National Geographic," "National Geographic Society" and the Yellow Border Design are registered trademarks of the National Geographic Society ® Marcas Registradas