



**Radnor Township  
School District  
Wayne, Pennsylvania  
Delaware County**

Financial Statements  
Year Ended June 30, 2022



1835 Market Street, 3rd Floor  
Philadelphia, PA 19103

215/567-7770 | [bbdcpa.com](http://bbdcpa.com)

# RADNOR TOWNSHIP SCHOOL DISTRICT

## CONTENTS

---

INDEPENDENT AUDITOR'S REPORT	1
MANAGEMENT'S DISCUSSION AND ANALYSIS	4
BASIC FINANCIAL STATEMENTS	
Government-Wide Financial Statements	
<i>Statement of Net Position (Deficit)</i>	16
<i>Statement of Activities</i>	17
Fund Financial Statements	
<i>Balance Sheet – Governmental Funds</i>	18
<i>Reconciliation of Governmental Funds Balance Sheet to Net Position (Deficit) of Governmental Activities on the Statement of Net Position (Deficit)</i>	19
<i>Statement of Revenues, Expenditures and Changes in Fund Balances – Governmental Funds</i>	20
<i>Reconciliation of Statement of Revenues, Expenditures and Changes in Fund Balances of Governmental Funds to Change in Net Position (Deficit) of Governmental Activities on the Statement of Activities</i>	21
<i>Statement of Net Position (Deficit) – Proprietary Funds</i>	22
<i>Statement of Revenues, Expenses and Changes in Net Position (Deficit) – Proprietary Funds</i>	23
<i>Statement of Cash Flows – Proprietary Funds</i>	24
<i>Statement of Net Position – Fiduciary Funds</i>	25
<i>Statement of Changes in Net Position – Fiduciary Funds</i>	26
Notes to Financial Statements	27
REQUIRED SUPPLEMENTARY INFORMATION	
<i>Budgetary Comparison Schedule – General Fund</i>	52
<i>Schedule of the District's Proportionate Share of the Net Pension Liability - PSERS</i>	53
<i>Schedule of the District's Pension Plan Contributions - PSERS</i>	54
<i>Schedule of Changes in OPEB Liability – Single Employer Plan</i>	55
<i>Schedule of the District's Proportionate Share of the Net OPEB Liability - PSERS</i>	56
<i>Schedule of the District's OPEB Plan Contributions - PSERS</i>	57

---

**RADNOR TOWNSHIP SCHOOL DISTRICT**

**CONTENTS**

---

**SINGLE AUDIT**

*Schedule of Expenditures of Federal Awards and Certain State Grants* 58

*Notes to Schedule of Expenditures of Federal Awards and Certain State Grants* 61

*Summary Schedule of Prior Audit Findings* 62

**INDEPENDENT AUDITOR'S REPORT ON INTERNAL CONTROL OVER FINANCIAL REPORTING AND ON COMPLIANCE AND OTHER MATTERS BASED ON AN AUDIT OF FINANCIAL STATEMENTS PERFORMED IN ACCORDANCE WITH GOVERNMENT AUDITING STANDARDS** 63

**INDEPENDENT AUDITOR'S REPORT ON COMPLIANCE FOR EACH MAJOR PROGRAM AND ON INTERNAL CONTROL OVER COMPLIANCE REQUIRED BY THE UNIFORM GUIDANCE** 65

*Schedule of Findings and Questioned Costs* 68

---



## INDEPENDENT AUDITOR'S REPORT

**Board of School Directors  
Radnor Township School District  
Wayne, Pennsylvania**

### **Opinions**

We have audited the accompanying financial statements of the governmental activities, the business-type activities, each major fund, and the aggregate remaining fund information of Radnor Township School District, Wayne, Pennsylvania as of and for the year ended June 30, 2022, and the related notes to the financial statements, which collectively comprise Radnor Township School District's basic financial statements as listed in the table of contents.

In our opinion, the financial statements referred to above present fairly, in all material respects, the respective financial position of the governmental activities, the business-type activities, each major fund, and the aggregate remaining fund information of Radnor Township School District, Wayne, Pennsylvania as of June 30, 2022, and the respective changes in financial position, and, where applicable, cash flows thereof for the year then ended in accordance with accounting principles generally accepted in the United States of America.

### **Basis for Opinions**

We conducted our audit in accordance with auditing standards generally accepted in the United States of America. Our responsibilities under those standards are further described in the Auditor's Responsibilities for the Audit of the Financial Statements section of our report. We are required to be independent of Radnor Township School District, Wayne, Pennsylvania, and to meet our other ethical responsibilities, in accordance with the relevant ethical requirements relating to our audit. We believe that the audit evidence we have obtained is sufficient and appropriate to provide a basis for our audit opinions.

### **Change in Accounting Principle**

As described in Note 1 to the financial statements, Radnor Township School District adopted new accounting guidance, GASB Statement No. 87, "Leases". Our opinions are not modified with respect to that matter.

### **Responsibilities of Management for the Financial Statements**

Management is responsible for the preparation and fair presentation of these financial statements in accordance with accounting principles generally accepted in the United States of America; this includes the design, implementation and maintenance of internal control relevant to the preparation and fair presentation of financial statements that are free from material misstatement, whether due to fraud or error.

In preparing the financial statements, management is required to evaluate whether there are conditions or events, considered in the aggregate, that raise substantial doubt about Radnor Township School District, Wayne, Pennsylvania's ability to continue as a going concern for twelve months beyond the financial statement date, including any currently known information that may raise substantial doubt shortly thereafter.

## **Auditor's Responsibilities for the Audit of the Financial Statements**

Our objectives are to obtain reasonable assurance about whether the financial statements as a whole are free from material misstatement, whether due to fraud or error, and to issue an auditor's report that includes our opinions. Reasonable assurance is a high level of assurance but is not absolute assurance and therefore is not a guarantee that an audit conducted in accordance with generally accepted auditing standards and *Government Auditing Standards* will always detect a material misstatement when it exists. The risk of not detecting a material misstatement resulting from fraud is higher than for one resulting from error, as fraud may involve collusion, forgery, intentional omissions, misrepresentations or the override of internal control. Misstatements are considered material if there is a substantial likelihood that, individually or in the aggregate, they would influence the judgment made by a reasonable user based on the financial statements.

In performing an audit in accordance with generally accepted auditing standards and *Government Auditing Standards*, we:

- Exercise professional judgment and maintain professional skepticism throughout the audit.
- Identify and assess the risks of material misstatement of the financial statements, whether due to fraud or error, and design and perform audit procedures responsive to those risks. Such procedures include examining, on a test basis, evidence regarding the amounts and disclosures in the financial statements.
- Obtain an understanding of internal control relevant to the audit in order to design audit procedures that are appropriate in the circumstances, but not for the purpose of expressing an opinion on the effectiveness of Radnor Township School District's internal control. Accordingly, no such opinion is expressed.
- Evaluate the appropriateness of accounting policies used and the reasonableness of significant accounting estimates made by management, as well as evaluate the overall presentation of the financial statements.
- Conclude whether, in our judgment, there are conditions or events, considered in the aggregate, that raise substantial doubt about Radnor Township School District's ability to continue as a going concern for a reasonable period of time.

We are required to communicate with those charged with governance regarding, among other matters, the planned scope and timing of the audit, significant audit findings, and certain internal control-related matters that we identified during the audit.

## **Report on Summarized Comparative Information**

We have previously audited Radnor Township School District's 2021 financial statements, and our report dated December 14, 2021, expressed unmodified opinions on those audited financial statements. In our opinion, the summarized comparative information presented herein as of and for the year ended June 30, 2021, is consistent, in all material respects, with the audited financial statements from which it has been derived.

## **Required Supplementary Information**

Accounting principles generally accepted in the United States of America require that the management's discussion and analysis, the budgetary comparison schedule – General Fund, the schedules of the District's proportionate share of the net pension liability - PSERS and pension plan contributions - PSERS, schedule of changes in OPEB liability single-employer plan, and the schedules of the District's proportionate share of the net OPEB liability - PSERS and OPEB plan contributions – PSERS on pages 4 through 15 and 52 through 57 be presented to supplement the basic financial statements. Such information is the responsibility of management and, although not a part of the basic financial statements, is required by the Governmental Accounting Standards Board, who considers it to be an essential part of financial reporting for placing the basic financial statements in an appropriate operational, economic or historical context. We have applied certain limited procedures to the required supplementary information in accordance with auditing standards generally accepted in the United States of America, which consisted of inquiries of management about the methods of preparing the information and comparing the information for consistency with management's responses to our inquiries, the basic financial statements, and other knowledge we obtained during our audit of the basic financial statements. We do not express an opinion or provide any assurance on the information because the limited procedures do not provide us with sufficient evidence to express an opinion or provide any assurance.

### **Supplementary Information**

Our audit was conducted for the purpose of forming opinions on the financial statements that collectively comprise Radnor Township School District's basic financial statements. The accompanying schedule of expenditures of federal awards and certain state grants, as required by Title 2 U.S. *Code of Federal Regulations* Part 200, *Uniform Administrative Requirements, Cost Principles, and Audit Requirements for Federal Awards*, is presented for purposes of additional analysis and is not a required part of the basic financial statements. Such information is the responsibility of management and was derived from and relates directly to the underlying accounting and other records used to prepare the basic financial statements. The information has been subjected to the auditing procedures applied in the audit of the basic financial statements and certain additional procedures, including comparing and reconciling such information directly to the underlying accounting and other records used to prepare the basic financial statements or to the basic financial statements themselves, and other additional procedures in accordance with auditing standards generally accepted in the United States of America. In our opinion, the schedule of expenditures of federal awards and certain state grants is fairly stated, in all material respects, in relation to the basic financial statements as a whole.

### **Other Reporting Required by *Government Auditing Standards***

In accordance with *Government Auditing Standards*, we have also issued our report dated November 21, 2022 on our consideration of Radnor Township School District's internal control over financial reporting and on our tests of its compliance with certain provisions of laws, regulations, contracts and grant agreements and other matters. The purpose of that report is solely to describe the scope of our testing of internal control over financial reporting and compliance and the results of that testing, and not to provide an opinion on the effectiveness of Radnor Township School District's internal control over financial reporting or on compliance. That report is an integral part of an audit performed in accordance with *Government Auditing Standards* in considering Radnor Township School District's internal control over financial reporting and compliance.

**BBD, LLP**

**Philadelphia, Pennsylvania  
November 21, 2022**

# **RADNOR TOWNSHIP SCHOOL DISTRICT**

## **MANAGEMENT'S DISCUSSION AND ANALYSIS – UNAUDITED**

**June 30, 2022**

---

Management's discussion and analysis ("**MD&A**") of the financial performance of the Radnor Township School District (the "**District**") provides an overview of the District's financial performance for fiscal year ended June 30, 2022. Readers should also review the basic financial statements and related notes to enhance their understanding of the District's financial performance.

The MD&A of the District was prepared in connection with the audit of the District's June 30, 2022 financial statements. A financial audit is the verification of the financial statements of a legal entity, with a view to express an audit opinion. The audit opinion is intended to provide reasonable assurance that the financial statements are presented fairly, in all material respects. The purpose of an audit is to enhance the degree of confidence of intended users of the financial statements. An audit is not designed to provide assurance of 100% accuracy; rather it is designed to increase the possibility that a material misstatement is detected by audit procedures. A misstatement is defined as false or missing information, whether caused by fraud (including deliberate misstatement) or error.

### **DISTRICT PROFILE**

The District consists of five schools – three elementary schools, a middle school and a high school consisting of approximately 3,561 students. The District is located in the northern section of Delaware County approximately 15 miles northwest of Philadelphia, Pennsylvania. The District's 13.8 square mile area is coterminous with that of Radnor Township and is bordered by Lower Merion, Upper Merion, Tredyffrin, Newtown and Haverford Townships. There are a number of well-known unincorporated communities located within the District including Rosemont, St. Davids, Villanova and Wayne. The District employs 635 full-time and 41 part-time employees.

The District has become synonymous with excellence in education. The area receives both tangible and intangible benefits from the nearby presence of literally dozens of public and private educational institutions. The District has been given numerous awards for education excellence and has been recognized by several other local, state and national groups and publications for its outstanding educational quality.

The mission of the Radnor Township School District is to inspire in all students the love of learning and creating, and to empower them to discover and pursue their individual passions with knowledge, confidence and caring to shape the future.

### **FINANCIAL HIGHLIGHTS**

- On a government-wide basis, including all governmental activities and the business-type activities, the liabilities and deferred inflows of resources of the District exceeded assets and deferred outflows resulting in a deficit in total net position at the close of the 2021-2022 fiscal year of \$83,162,844. During the 2021-2022 fiscal year, the District had an increase in total net position of \$13,037,274. The net position of governmental activities increased by \$12,576,921 and the net position of business-type activities increased by \$460,353.
- The General Fund reported an increase in fund balance of \$2,669,666, bringing the cumulative balance to \$31,321,349 at the conclusion of the 2021-2022 fiscal year.
- At June 30, 2022, the General Fund fund balance includes \$22,485,473 committed by the School Board for the following purposes:
  - ◆ \$10,751,499 committed for future capital projects in accordance with the District's long-term capital improvement program.
  - ◆ \$7,260,238 committed to fund District-wide technology and curriculum initiatives. This commitment represents a \$784,759 increase from the 2020-2021 committed fund balance in these categories due to budgeted spending patterns and ESSER related inflows and outflows that occurred during the 2021-2022 fiscal year. Fund balances in these accounts will be used to help absorb ongoing ESSER related expenditures when one-time federal revenue is exhausted.

# RADNOR TOWNSHIP SCHOOL DISTRICT

## MANAGEMENT'S DISCUSSION AND ANALYSIS – UNAUDITED

June 30, 2022

---

- ◆ \$3,587,387 committed for anticipated increases in the District's required share of retirement contributions. This commitment represents a \$11,311 increase from the 2020-2021 committed fund balance in this category related to the maturity of investments increasing the fund balance during 2021-2022.
- ◆ \$886,349 committed for the payment of the long-term portion of early retirement incentive plan benefits and compensated absences. This commitment represents an increase of \$31,401 over the 2020-2021 committed fund balance in this category as the liability related to these commitments fluctuates from year to year based on the change of the eligibility status of District employees for these benefits.
- At June 30, 2022, the General Fund fund balance includes unassigned amounts of \$8,835,876 or 8% of the \$110,448,456 2022-2023 General Fund expenditure budget. This is in compliance with guidelines prescribed by the Pennsylvania Department of Education which allows a district to maintain an unassigned maximum General Fund fund balance of 8% of the following year's expenditures budget.

### OVERVIEW OF THE FINANCIAL STATEMENTS

The MD&A is intended to serve as an introduction to the District's basic financial statements. The District's basic financial statements are comprised of three components: 1) government-wide financial statements, 2) fund financial statements, and 3) notes to the basic financial statements. This report also contains other supplementary information in addition to the basic financial statements themselves.

### GOVERNMENT-WIDE FINANCIAL STATEMENTS

The government-wide financial statements are designed to provide readers with a broad overview of the District's finances, in a manner similar to a private-sector business.

The *Statement of Net Position (Deficit)* presents information on all of the District's assets and deferred outflows of resources and liabilities and deferred inflows of resources, with the difference between the two reported as net position. Over time, increases or decreases in net position may serve as a useful indicator of whether the financial condition of the District is improving or deteriorating. To assess the District's overall health, the reader will need to consider additional nonfinancial factors such as changes in the District's property tax base and the condition of school buildings and other facilities.

The *Statement of Activities* presents information showing how the District's net position changed during the most recent fiscal year. All changes in net position are reported as the underlying event giving rise to the change occurs, regardless of the timing of related cash flows. Thus, revenues and expenses are reported in this statement for some items that will only result in cash flows in future fiscal periods (e.g., uncollected taxes and earned but unused vacation leave).

The government-wide financial statements distinguish the functions of the District that are principally supported by taxes and intergovernmental revenues from other functions that are intended to recover all or a significant portion of their costs through user fees and charges.

In the government-wide financial statements, the District's activities are divided into two categories:

#### **Governmental Activities**

Most of the District's basic services are included here, such as regular and special education, support services, maintenance, transportation and administration.

#### **Business-Type Activities**

The District charges fees to cover the costs of its food services program.

The government-wide financial statements can be found on Pages 16 and 17 of this report.

---



# RADNOR TOWNSHIP SCHOOL DISTRICT

## MANAGEMENT'S DISCUSSION AND ANALYSIS – UNAUDITED

June 30, 2022

---

### FUND FINANCIAL STATEMENTS

The fund financial statements provide more detailed information about the District's funds. A fund is a group of related accounts that is used to maintain control over resources that have been segregated for specific activities or objectives. The District, like other state and local governments, uses fund accounting to ensure and demonstrate compliance with finance-related legal requirements. All of the District's funds can be divided into three categories: governmental funds, proprietary funds and fiduciary funds.

#### **Governmental Funds**

Most of the District's activities are included in the governmental funds. Governmental funds are used to account for essentially the same functions reported as governmental activities in the government-wide financial statements. However, unlike the government-wide financial statements, governmental fund financial statements focus on short-term inflows and outflows of spendable resources, as well as on balances of spendable resources available at the end of the fiscal year. Such information may be useful in evaluating the District's near-term financing requirements.

Because the focus of governmental funds is narrower than that of the government-wide financial statements, it is useful to compare the information presented for governmental funds with similar information presented for governmental activities in the government-wide financial statements. By doing so, readers may better understand the long-term impact of the governmental near-term financing decisions. Both the *Balance Sheet – Governmental Funds* and *Statement of Revenues, Expenditures and Changes in Fund Balances – Governmental Funds* provide a reconciliation to facilitate this comparison between governmental funds and governmental activities.

The District maintains four individual governmental funds. Information is presented separately in the *Balance Sheet – Governmental Funds* and *Statement of Revenues, Expenditures and Changes in Fund Balances – Governmental Funds* for each of the three major funds and the one non-major fund.

The District adopts an annual appropriated budget for its General Fund. A budgetary comparison schedule has been provided for the General Fund to demonstrate compliance with the budget.

The governmental fund financial statements can be found on Pages 18 through 21 of this report.

#### **Proprietary Funds**

The District maintains two types of proprietary funds. Enterprise funds are used to report the same functions presented as business-type activities in the government-wide financial statements. The Food Service Fund is reported as an enterprise fund of the proprietary fund type. Internal service funds are used to accumulate and allocate certain costs internally among the District's various functions. The District uses its internal service fund to account for its participation in a consortium with other participating school districts and education agencies to provide self-insurance programs for health and prescription coverage. Because an internal service fund predominantly benefits governmental rather than business-type functions, it has been included within governmental activities in the government-wide financial statements.

The proprietary fund financial statements provide separate financial information for the Food Service and Internal Service Funds.

The proprietary fund financial statements can be found on Pages 22 through 24 of this report.

#### **Fiduciary Funds**

The District is the trustee, or fiduciary, for assets that belong to others, consisting of scholarship and student activity funds. The District is responsible for ensuring that the assets reported in these funds are used for their intended purpose and by those to whom the assets belong. Fiduciary funds are used to account for resources held for the benefit of parties outside the District. Fiduciary funds are not reflected in the government-wide financial statements because the resources of those funds are not available to support the District's own programs.

The fiduciary fund financial statements can be found on Pages 25 and 26 of this report.

---

# RADNOR TOWNSHIP SCHOOL DISTRICT

## MANAGEMENT'S DISCUSSION AND ANALYSIS – UNAUDITED

June 30, 2022

### Notes to the Financial Statements

The notes to the financial statements provide additional information that is essential to a full understanding of the data provided in the financial statements.

The notes to the financial statements can be found on Pages 27 through 51 of this report.

### Other Information

In addition to the basic financial statements and accompanying notes, this report also presents certain required supplementary information which consists of the budgetary comparison schedule for the General Fund, schedules of the District's proportionate share of the net pension liability and pension plan contributions-PSERS, schedule of changes in OPEB liability single-employer plan, and the schedules of the District's proportionate share of the net OPEB liability and OPEB plan contributions-PSERS.

The required supplementary information can be found on Pages 52 through 57 of this report.

### GOVERNMENT-WIDE FINANCIAL ANALYSIS

As noted above, net position may serve over time as a useful indicator of the District's financial condition. At the close of the 2021-2022 fiscal year the District's liabilities and deferred inflows of resources exceeded assets and deferred outflows of resources by \$83,162,844. The following table presents condensed information for the *Statement of Net Position (Deficit)* of the District at June 30, 2022 and 2021.

	Governmental Activities		Business-Type Activities		Totals	
	2022	2021	2022	2021	2022	2021
<b>ASSETS</b>						
Current assets	\$ 71,253,675	\$ 85,754,822	\$ 1,123,692	\$ 766,959	\$ 72,377,367	\$ 86,521,781
Noncurrent assets	102,709,939	88,847,203	195,668	221,737	102,905,607	89,068,940
<b>Total assets</b>	<u>173,963,614</u>	<u>174,602,025</u>	<u>1,319,360</u>	<u>988,696</u>	<u>175,282,974</u>	<u>175,590,721</u>
<b>DEFERRED OUTFLOWS OF RESOURCES</b>	<u>27,042,702</u>	<u>25,517,505</u>	<u>272,585</u>	<u>241,848</u>	<u>27,315,287</u>	<u>25,759,353</u>
<b>LIABILITIES</b>						
Current liabilities	15,587,185	16,356,545	161,204	286,874	15,748,389	16,643,419
Noncurrent liabilities	<u>245,314,665</u>	<u>273,349,700</u>	<u>1,481,648</u>	<u>1,645,245</u>	<u>246,796,313</u>	<u>274,994,945</u>
<b>Total liabilities</b>	<u>260,901,850</u>	<u>289,706,245</u>	<u>1,642,852</u>	<u>1,932,119</u>	<u>262,544,702</u>	<u>291,638,364</u>
<b>DEFERRED INFLOWS OF RESOURCES</b>	<u>22,972,341</u>	<u>5,858,081</u>	<u>244,062</u>	<u>53,747</u>	<u>23,216,403</u>	<u>5,911,828</u>
<b>NET POSITION (DEFICIT)</b>						
Net investment in capital assets	3,143,650	1,864,608	195,668	221,737	3,339,318	2,086,345
Restricted	10,999,913	10,605,879	-	-	10,999,913	10,605,879
Unrestricted (deficit)	<u>(97,011,438)</u>	<u>(107,915,283)</u>	<u>(490,637)</u>	<u>(977,059)</u>	<u>(97,502,075)</u>	<u>(108,892,342)</u>
<b>Total net position (deficit)</b>	<u>\$ (82,867,875)</u>	<u>\$ (95,444,796)</u>	<u>\$ (294,969)</u>	<u>\$ (755,322)</u>	<u>\$ (83,162,844)</u>	<u>\$ (96,200,118)</u>

The District's total assets as of June 30, 2022 were \$175,282,974 of which \$55,394,306 or 31.60% consisted of unrestricted cash and \$100,114,693 or 57.12% consisted of the District's investment in capital assets. The District's total liabilities as of June 30, 2022 were \$262,544,702 of which \$104,796,838 or 39.92% consisted of general obligation debt used to acquire and construct capital assets and \$129,369,756 or 49.28% consisted of the actuarially determined net pension liability.

# RADNOR TOWNSHIP SCHOOL DISTRICT

## MANAGEMENT'S DISCUSSION AND ANALYSIS – UNAUDITED

June 30, 2022

The District had a deficit in unrestricted net position of \$97,502,075 at June 30, 2022. The District's unrestricted net position increased by \$11,390,267 during 2021-2022 primarily due to the current year results of operations and the change in the net pension liability and related deferred outflows and inflows.

Another portion of the District's net position reflects its investment in capital assets net of accumulated depreciation less any related debt used to acquire those assets that is still outstanding. The District uses these capital assets to provide services to students; consequently, these assets are not available for future spending. Although the District's investment in its capital assets is reported net of related debt, it should be noted that the resources needed to repay this debt must be provided from other sources, since the capital assets themselves cannot be used to liquidate these liabilities. For the year ended June 30, 2022, the District's net investment in capital assets increased by \$1,252,973 because the debt used to acquire the capital assets was being repaid faster than the capital assets were being depreciated and capital being acquired with sources other than long-term debt.

The following table presents condensed information for the *Statement of Activities* of the District for 2022 and 2021:

	Governmental Activities		Business-Type Activities		Totals	
	2022	2021	2022	2021	2022	2021
<b>REVENUES</b>						
<b>Program revenues</b>						
Charges for services	\$ 1,496,576	\$ 2,406,465	\$ 291,596	\$ 37,104	\$ 1,788,172	\$ 2,443,569
Operating grants and contributions	15,465,423	16,169,016	2,082,200	870,070	17,547,623	17,039,086
Capital grants and contributions	-	-	-	-	-	-
<b>General revenues</b>						
Property taxes levied for general purposes	84,550,271	80,277,901	-	-	84,550,271	80,277,901
Other taxes levied for general purposes	2,773,117	2,939,437	-	-	2,773,117	2,939,437
Grants and entitlements not restricted to specific programs	3,843,705	3,728,179	-	-	3,843,705	3,728,179
Investment earnings (losses)	(171,845)	(95,163)	851	386	(170,994)	(94,777)
Insurance recoveries	1,056	384,497	-	-	1,056	384,497
Gain (loss) on sale of capital assets	(152,535)	(111,946)	-	480	(152,535)	(111,466)
<b>Total revenues</b>	<u>107,805,768</u>	<u>105,698,386</u>	<u>2,374,647</u>	<u>908,040</u>	<u>110,180,415</u>	<u>106,606,426</u>
<b>EXPENSES</b>						
Instruction	57,124,088	59,245,792	-	-	57,124,088	59,245,792
Instructional student support services	10,430,347	10,178,570	-	-	10,430,347	10,178,570
Administrative and financial support services	8,714,790	10,704,808	-	-	8,714,790	10,704,808
Operation and maintenance of plant services	9,186,753	9,047,952	-	-	9,186,753	9,047,952
Pupil transportation	5,087,312	5,495,352	-	-	5,087,312	5,495,352
Student activities	1,441,540	1,199,466	-	-	1,441,540	1,199,466
Community services	39,900	39,900	-	-	39,900	39,900
Interest and amortization expense related to noncurrent liabilities	3,204,117	2,435,233	-	-	3,204,117	2,435,233
Food service	-	-	1,914,294	1,222,470	1,914,294	1,222,470
<b>Total expenses</b>	<u>95,228,847</u>	<u>98,347,073</u>	<u>1,914,294</u>	<u>1,222,470</u>	<u>97,143,141</u>	<u>99,569,543</u>
<b>CHANGE IN NET POSITION (DEFICIT)</b>	<u>\$ 12,576,921</u>	<u>\$ 7,351,313</u>	<u>\$ 460,353</u>	<u>\$ (314,430)</u>	<u>\$ 13,037,274</u>	<u>\$ 7,036,883</u>

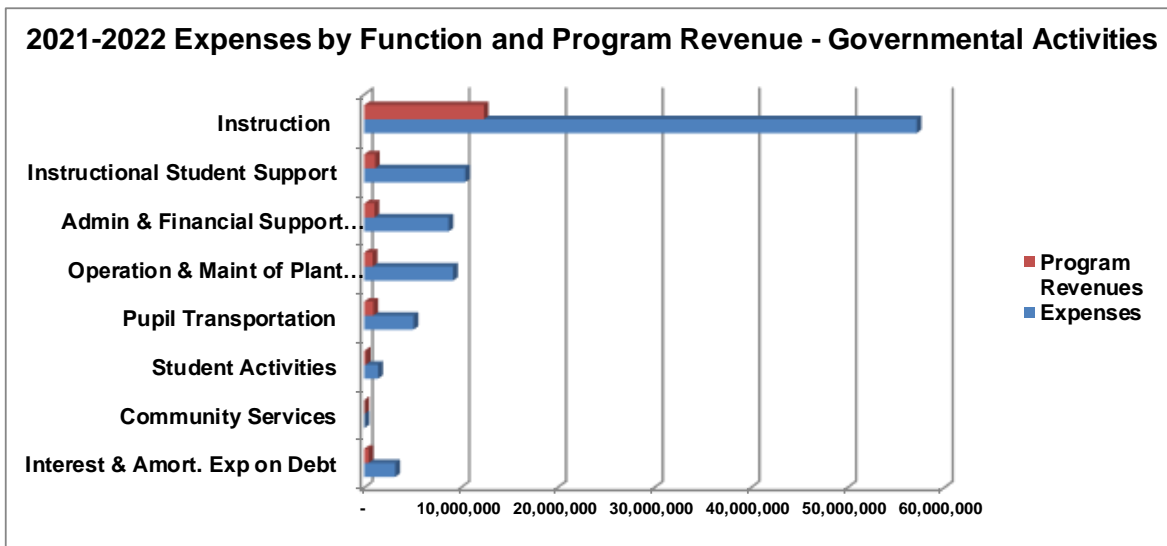
# RADNOR TOWNSHIP SCHOOL DISTRICT

## MANAGEMENT'S DISCUSSION AND ANALYSIS – UNAUDITED

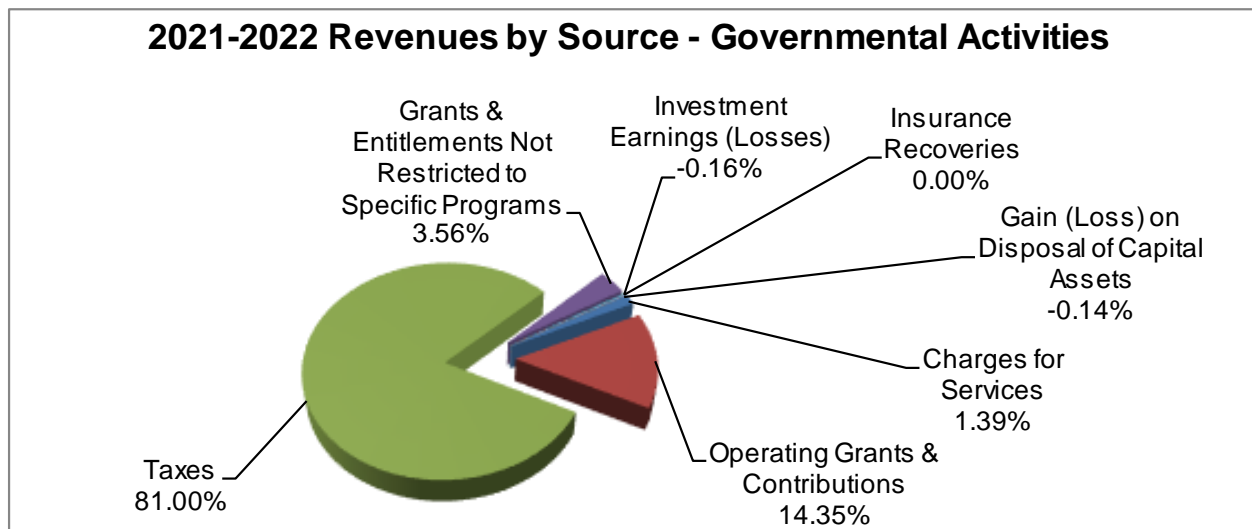
June 30, 2022

Overall, the District's financial position has been improving but challenges such as pension contributions, state-mandated programs and negotiated contracts have a potential to offset these gains in future fiscal years. Management of the District continues to aggressively implement cost efficiencies and revenue-generating strategies to combat these factors. In the governmental activities, the District's assessed property tax base drives the majority of the revenue generated. A majority of the District's property tax base is in the form of residential housing. Although the District is primarily a residential community, the District also has a property tax base derived from commercial facilities.

The *Statement of Activities* provides detail that focuses on how the District finances its services. The *Statement of Activities* compares the costs of the District functions and programs with the resources those functions and programs generate themselves in the form of program revenues. As demonstrated by the following graph, all of the District's governmental activities are not self-supporting, raising enough program revenue to cover their costs, as most traditional governmental services are not.



To the degree that the District's functions or programs cost more than they raise, the *Statement of Activities* shows how the District chose to finance the difference through general revenues. The following chart shows that the District relies on tax revenues to finance its governmental activities.



# RADNOR TOWNSHIP SCHOOL DISTRICT

## MANAGEMENT'S DISCUSSION AND ANALYSIS – UNAUDITED

June 30, 2022

---

### GOVERNMENTAL FUNDS

The governmental fund financial statements provide detailed information on the District's major funds. Some funds are required to be established by State statute while other funds are established by the District to manage monies restricted for a specific purpose. As of June 30, 2022, the District's governmental funds reported a combined fund balance of \$49,241,282 which is a decrease of \$14,392,966 from the prior year. The following table summarizes the District's total governmental fund balances as of June 30, 2022 and 2021 and the total 2022 change in governmental fund balances.

	<u>2022</u>	<u>2021</u>	<u>\$ Change</u>
General Fund	\$31,321,349	\$28,651,683	\$ 2,669,666
Capital Projects Fund	15,119,142	32,109,115	(16,989,973)
Debt Sinking Fund	2,790,914	2,863,457	(72,543)
Nonmajor Governmental Fund	<u>9,877</u>	<u>9,993</u>	<u>(116)</u>
	<u>\$49,241,282</u>	<u>\$63,634,248</u>	<u>\$(14,392,966)</u>

### GENERAL FUND

The General Fund is the District's primary operating fund. At the conclusion of the 2021-2022 fiscal year, the General Fund fund balance was \$31,321,349 representing an increase of \$2,669,666 in relation to the prior year. The increase in the District's General Fund fund balance is due to many factors. The following analysis has been provided to assist the reader in understanding the financial activities of the General Fund during the 2021-2022 fiscal year.

	<u>2022</u>	<u>2021</u>	<u>\$ Change</u>
Committed to			
Capital projects	\$10,751,499	\$ 9,296,821	\$1,454,678
Curriculum tech initiatives	7,260,238	6,475,479	784,759
Employer retirement rate stabilization	3,587,387	3,576,076	11,311
Early retirement incentive and compensated absences	886,349	854,948	31,401
Unassigned	<u>8,835,876</u>	<u>8,448,359</u>	<u>387,517</u>
	<u>\$31,321,349</u>	<u>\$28,651,683</u>	<u>\$2,669,666</u>

The School Board has committed \$10,751,499 of General Fund fund balance for capital projects as of June 30, 2022 in accordance with its long-term capital improvement plan and facility needs to be determined. Amounts committed for employer retirement stabilization will be used in future years to offset the significant increases anticipated in the District's required share of retirement contributions.

At June 30, 2022, the General Fund fund balance had an unassigned balance of \$8,835,876 or 8% of the \$110,448,456 2022-2023 General Fund expenditure budget. The School Board, per District fund balance policy #620, has set a General Fund maximum unassigned fund balance of not less than 5% and not more than 8% of the following year's expenditure budget in accordance with guidelines prescribed by the Pennsylvania Department of Education.

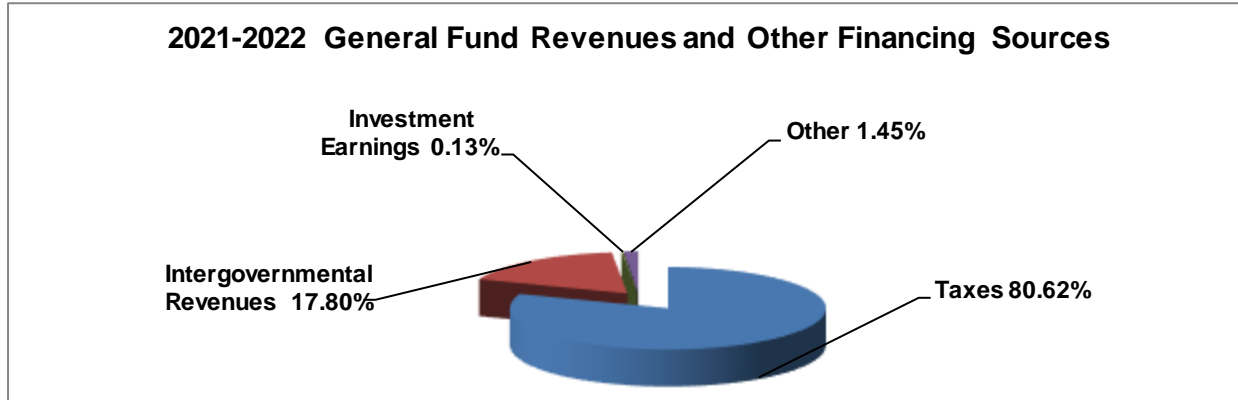
At June 30, 2022, the total General Fund fund balance was \$31,321,349 or 28.36% of the \$110,448,456 2022-2023 General Fund expenditure budget.

# RADNOR TOWNSHIP SCHOOL DISTRICT

## MANAGEMENT'S DISCUSSION AND ANALYSIS – UNAUDITED

June 30, 2022

The District's reliance upon tax revenues is demonstrated by the graph below that indicates 80.62% of General Fund revenues are derived from local taxes.



### General Fund Revenues and Other Financing Sources

	<u>2022</u>	<u>2021</u>	<u>\$ Change</u>	<u>% Change</u>
Tax revenues	\$ 87,394,715	\$ 83,594,992	\$ 3,799,723	4.55
Intergovernmental revenues	19,290,016	19,890,571	(600,555)	(3.02)
Investment earnings	143,749	101,594	42,155	41.49
Other	<u>1,569,967</u>	<u>3,171,244</u>	<u>(1,601,277)</u>	<u>(50.49)</u>
	<u>\$108,398,447</u>	<u>\$106,758,401</u>	<u>\$ 1,640,046</u>	<u>1.54</u>

Net tax revenues increased by \$3,799,723 or 4.55% primarily due to an increase in real estate taxes received in 2021-2022 compared to 2020-2021 primarily as a result of a millage increase of 1.90% and a strong collection percentage. Interim taxes received were also higher than budgeted due to reassessments. The following table summarizes changes in the District's tax revenues for 2021-2022 compared to 2020-2021:

	<u>2022</u>	<u>2021</u>	<u>\$ Change</u>	<u>% Change</u>
Real estate tax	\$82,713,753	\$79,022,734	\$3,691,019	4.67
Interim tax	507,201	130,932	376,269	287.38
PURTA tax	79,753	77,088	2,665	3.46
Payment in lieu of tax	172,340	328,587	(156,247)	(47.55)
Local services tax	103,252	122,395	(19,143)	(15.64)
Transfer tax	2,590,111	2,739,954	(149,843)	(5.47)
Delinquent real estate tax	<u>1,228,305</u>	<u>1,173,302</u>	<u>55,003</u>	<u>4.69</u>
	<u>\$87,394,715</u>	<u>\$83,594,992</u>	<u>\$3,799,723</u>	<u>4.55</u>

Intergovernmental revenues decreased by \$600,555 or 3.02% primarily due to more COVID-19 related grant expenditures in the prior year.

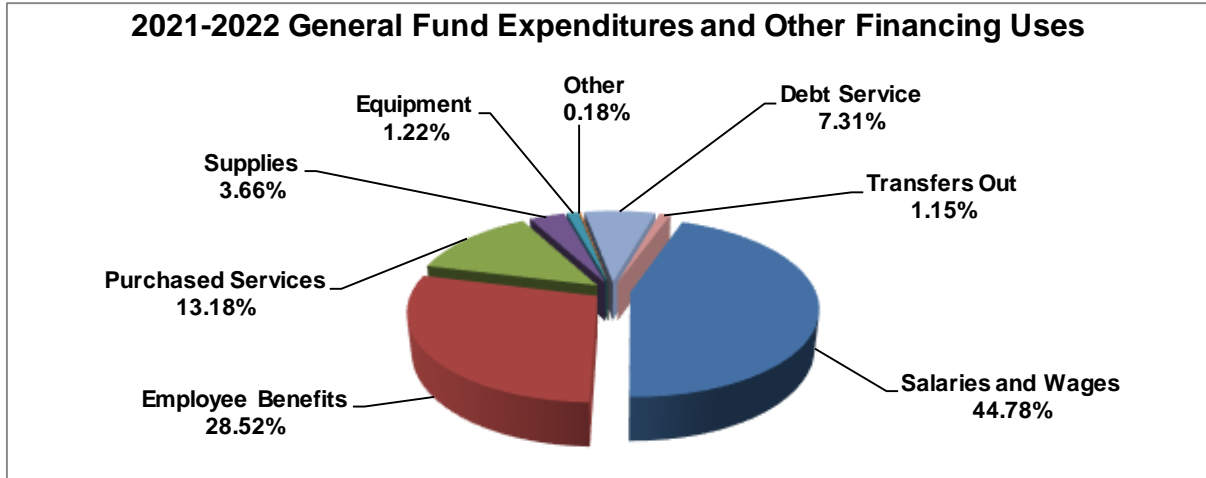
Other revenue decreased by \$1,601,277 or 50.49% primarily due to reduced tuition payments from other LEAs and a one-time insurance recovery payment in the prior year.

# RADNOR TOWNSHIP SCHOOL DISTRICT

## MANAGEMENT'S DISCUSSION AND ANALYSIS – UNAUDITED

June 30, 2022

As the graph below illustrates, the largest portion of General Fund expenditures are for salaries and benefits. The District is an educational service entity and as such is labor intensive.



### General Fund Expenditures and Other Financing Uses

	<u>2022</u>	<u>2021</u>	<u>\$ Change</u>	<u>% Change</u>
Salaries and wages	\$ 47,347,710	\$ 45,068,390	\$ 2,279,320	5.06
Employee benefits	30,154,750	29,016,203	1,138,547	3.92
Purchased services	13,937,381	13,222,018	715,363	5.41
Supplies	3,870,146	4,003,631	(133,485)	(3.33)
Equipment	1,285,587	768,443	517,144	67.30
Other	187,360	206,278	(18,918)	(9.17)
Debt service	7,725,366	6,897,554	827,812	12.00
Transfers out	<u>1,220,481</u>	<u>3,610,555</u>	<u>(2,390,074)</u>	<u>(66.20)</u>
	<u>\$105,728,781</u>	<u>\$102,793,072</u>	<u>\$ 2,935,709</u>	<u>2.86</u>

Salaries and wages increased by \$2,279,320 or 5.06% in 2021-2022 compared to 2020-2021 as a result of contractual obligations.

Employee benefit expenditures increased due to an increase in the PSERS employer contribution rate from 34.51% in 2020-2021 to 34.94% for the 2021-2022 school year. The increase is also due to an increase in social security expenditures, as the rate is based on the contractual increased wages.

Expenditures for purchased services increased in 2021-2022 compared to 2020-2021 primarily due to increases in expenditures for special education and other educational services provided from external sources.

Expenditures for debt service increased by \$827,812 in 2021-2022 compared to 2020-2021 due to an increase in debt service maturities for existing long-term debt.

Transfers out decreased by \$2,390,074 primarily due to a decline in transfers to the Capital Reserve Fund. The School Board and administration review the 5-year projected capital budget during the annual budget process. They evaluate and rate the projects based on need and funds on hand to come up with the amount needed to move those projects forward for the budgeted fiscal year. Those needed funds are transferred from the General Fund as approved.

# **RADNOR TOWNSHIP SCHOOL DISTRICT**

## **MANAGEMENT'S DISCUSSION AND ANALYSIS – UNAUDITED**

June 30, 2022

---

### **CAPITAL PROJECTS FUND**

The Capital Projects Fund accounts for construction and renovation activity associated with the District's buildings and major equipment purchases. The Capital Projects Fund receives the majority of its revenues from the issuance of general obligation debt and transfers from the General Fund. During 2021-2022, the fund balance in the Capital Projects Fund decreased by \$16,989,973 primarily due to costs associated with the Radnor High School project. The remaining fund balance of \$15,119,142 as of June 30, 2022 is restricted for future capital expenditures.

### **DEBT SINKING FUND**

Pursuant to loan agreements with the State Public School Building Authority under its Qualified School Construction Bonds program, the District established a Debt Sinking Fund. The District is required to make deposits annually into the Debt Sinking Fund. The deposits and investment earnings on the deposits are available for payment of maturities under the loan agreement. As of June 30, 2022, the fund balance in the Debt Sinking Fund was \$2,790,914 and is restricted for future debt service expenditures.

### **GENERAL FUND BUDGET INFORMATION**

The District maintains its financial records and prepares its financial reports on the modified accrual basis of accounting. The District budgets and expends funds according to procedures mandated by the Pennsylvania Department of Education. An annual operating budget is prepared by management and submitted to the School Board for approval prior to the beginning of the fiscal year on July 1 each year. The most significant budgeted fund is the General Fund.

Actual revenues and other financing sources were \$3,830,275 or 3.66% more than budgeted amounts and actual expenditures and other financing uses were \$306,128 or 0.29% less than budgeted amounts resulting in a net positive variance of \$4,136,403.

Budgeted amounts in the General Fund used \$1,466,737 of fund balance as of June 30, 2021 to balance the 2021-2022 General Fund budget which was not used primarily as a result of greater than anticipated revenues during the year.

### **BUSINESS-TYPE ACTIVITIES AND FOOD SERVICE FUND**

During 2021-2022, the net position of the business-type activities and Food Service Fund increased by \$460,353 as a result of operations and changes in the allocation of the PSERS net pension and OPEB liabilities and deferred inflows and outflows. As of June 30, 2022, the business-type activities and Food Service Fund had a deficit in net position of \$294,969. The deficit in net position correlates to the business-type activities and Food Service Fund recording its proportion share of the net pension and OPEB liability in PSERS.

### **CAPITAL ASSETS**

The District's net investment in capital asset for its governmental and business-type activities as of June 30, 2022 amounted to \$100,114,693 net of accumulated depreciation. This investment in capital assets includes land, land improvements, buildings and improvements, furniture and equipment and right-to-use lease assets. The total increase in the District's investment in capital assets for the current fiscal year was \$13,909,210 or 16.13%. The increase was the result of current year capital additions in excess of depreciation expense and disposals.

Current year capital additions were \$19,092,956, depreciation expense was \$5,007,605 and the net book value of disposed of capital assets was \$176,141.

Major capital additions for the current fiscal year included the following:

- Construction in progress – Radnor High School project \$17,710,072



# RADNOR TOWNSHIP SCHOOL DISTRICT

## MANAGEMENT'S DISCUSSION AND ANALYSIS – UNAUDITED

June 30, 2022

---

### NONCURRENT LIABILITIES

At the end of the current fiscal year, the District had total general obligation debt of \$104,796,838 consisting of \$82,835,000 in bonds payable, \$10,442,000 note payable and \$5,065,000 in Qualified School Construction Bonds net of deferred credits of \$6,454,838. The entire amount is backed by the full faith and credit of the District. General obligation debt was issued to finance capital expenditures or to finance the retirement (refund) of prior obligation debt. The District's general obligation debt decreased by \$4,710,039 or 4.30% during the current fiscal year.

The District maintains an Aa1 rating from Moody's for its general obligation debt.

State statutes limit the amount of general obligation debt the District may issue up to 225% of its borrowing base capacity which is calculated as the annual arithmetic average of the total revenues for the preceding three fiscal years. The current debt limitation for the District is \$235,960,717 which exceeds the District's outstanding general obligation debt as of June 30, 2022.

The District reports its allocated portion of its defined benefit unfunded benefit obligation related to its participation in PSERS. The District's allocated portion of the net pension liability is an actuarially determined estimate of the unfunded cost of the pension plan obligation which totaled \$129,369,756 as of June 30, 2022. The District's net pension liability decreased by \$24,009,779 or 15.65% during the fiscal year.

The District reports a liability for its other post-employment benefits ("**OPEB**") related to its single employer OPEB plan and its participation in the PSERS health insurance premium assistance program. The District's OPEB liability is an actuarially determined estimate of the unfunded cost of the OPEB obligation which totaled \$11,138,709 as of June 30, 2022. The District's OPEB liability increased by \$924,380 or 9.05% during the fiscal year.

Other noncurrent liabilities consist of the District's liabilities for leases payable, compensated absences, and early retirement incentive plans, which totaled \$1,491,010 as of June 30, 2022. These liabilities decreased by \$403,194 or 21.29% during the fiscal year.

### FACTORS BEARING ON THE DISTRICT'S FUTURE

At the time these financial statements were prepared and audited, the District was aware of several existing circumstances that could significantly affect its financial health in the future:

- The District's current student enrollment for 2022-2023 is approximately 3,561.
- Additional tax and enrollment information is available on the District's website: (<http://www.rtsd.org>).
- The District adopted a 2022-2023 budget totaling \$110,448,456 and the millage rate was set at 14.2371 mills, an increase of 2.26% from the realigned rate of 13.9224 mills in 2021-2022. The realigned rate is due to the Delaware County countywide reassessment of all properties in 2020-2021. The 2022-2023 budget utilizes \$75,000 of fund balance for a one-time purchase, helping to reduce the tax burden on District residents. The District has developed a plan for the utilization of ESSER III funds that must be spent by September 2024 that will address student needs for learning loss, after school and summer school programs, and supports for emotional/mental health.

# RADNOR TOWNSHIP SCHOOL DISTRICT

## MANAGEMENT'S DISCUSSION AND ANALYSIS – UNAUDITED

June 30, 2022

---

- In 2006, Act 1 was passed which repealed Act 72, which provides taxpayer relief through gambling revenues generated at the State level. The intent of this legislation is to provide a mechanism to relieve the burden of funding public education from property owners. This new legislation has put a "ceiling" on the percentage increase of local real estate taxes that can be levied year-to-year in order to balance the school district budget. Pennsylvania school districts are now required to either change their taxing strategies to make up for the shortfall of increases in real estate tax refunds or seek the taxpayers' approval through back-end referendum to increase taxes higher than the approved index. This law puts an already increased burden on the District's revenue stream in future years. This legislation introduced certain new requirements on school districts which include the following:
  - ♦ That in the event a school district wishes to increase the property tax millage rate by more than an index annually prescribed by the state (3.4% for Radnor Township School District for 2022-2023), the school district must seek voter approval (known commonly as a "back-end referendum") prior to implementing the millage rate increase. In the event voters do not approve the millage rate increase, the school district must limit its millage rate increase to the index.
  - ♦ Certain exceptions are provided under Act 1 that, if approved by the appropriate authority, may permit increases above the Act 1 index without the need for a back-end referendum. Typically, these exceptions relate to emergencies and cost increases in excess of the Act 1 index (e.g., retirement system contributions) over which the school district has no control.
  - ♦ Gaming revenues distributed under the provisions of Act 1 are to be used for the purpose of reducing property taxes for homesteaders and farmsteaders. (Act 1 permitted gambling in Pennsylvania.)
- In November 2010, and again in 2017, legislation was signed into law to implement a series of actuarial and funding changes to the Public School Employees' Retirement System ("**PSERS**"). The 2017 law took effect July of 2019. The law will change the pension plans for all new hires effective July 1, 2019. The new legislation does not impact the pension benefits of current or retired PSERS members. Based on available projections, school districts will not see relief from the new legislation until 10-20 years in the future. Currently, the employer contribution rate for 2022-2023 is 35.26% which is an increase of 0.92% from the 2021-2022 employer contribution rate of 34.94%.

The following table presents the projected employer contribution rates published by PSERS and the District's projected share of retirement contribution for the next three years:

<u>Fiscal Year Ending</u>	<u>Projected Employer Contribution Rate %</u>	<u>District's Projected Employer Retirement Contribution \$</u>	<u>Share of Employer Retirement Contribution \$</u>	<u>Increase/ (Decrease) Over Prior Year \$</u>
2023 – 2024	35.69%	\$16,835,020	\$8,417,510	\$203,670
2024 – 2025	36.02%	\$17,500,402	\$8,750,201	\$332,691
2025 – 2026	36.48%	\$18,255,611	\$9,127,806	\$377,605

### CONTACTING THE DISTRICT FINANCIAL MANAGEMENT

This financial report is designed to provide a general overview of the District's finances for all those with an interest in the District's finances. Questions concerning any of the information provided in this report or requests for additional financial information should be addressed to Business Administrator, Radnor Township School District, 135 South Wayne Avenue, Wayne, Pennsylvania 19087-4194.

# RADNOR TOWNSHIP SCHOOL DISTRICT

## STATEMENT OF NET POSITION (DEFICIT)

June 30, 2022 with summarized comparative totals for 2021

	Governmental	Business-type	Totals	
	Activities	Activities	2022	2021
<b>ASSETS AND DEFERRED OUTFLOWS OF RESOURCES</b>				
<b>CURRENT ASSETS</b>				
Cash	\$ 54,392,994	\$ 1,001,312	\$ 55,394,306	\$ 58,353,984
Investments	-	-	-	11,755,862
Taxes receivable	1,001,703	-	1,001,703	1,237,372
Due from other governments	5,502,901	98,779	5,601,680	5,906,513
Internal balances	37	(37)	-	-
Other receivables	1,290,632	1,736	1,292,368	891,766
Prepaid expenses	9,065,408	-	9,065,408	8,355,732
Inventories	-	21,902	21,902	20,552
<b>Total current assets</b>	<b>71,253,675</b>	<b>1,123,692</b>	<b>72,377,367</b>	<b>86,521,781</b>
<b>NONCURRENT ASSETS</b>				
Restricted assets				
Cash held by fiscal agent	853	-	853	819
Investments held by fiscal agent	2,790,061	-	2,790,061	2,862,638
Capital assets, net	99,919,025	195,668	100,114,693	86,205,483
<b>Total noncurrent assets</b>	<b>102,709,939</b>	<b>195,668</b>	<b>102,905,607</b>	<b>89,068,940</b>
<b>Total assets</b>	<b>173,963,614</b>	<b>1,319,360</b>	<b>175,282,974</b>	<b>175,590,721</b>
<b>DEFERRED OUTFLOWS OF RESOURCES</b>				
Deferred amounts on debt refunding	1,746,500	-	1,746,500	1,937,412
Deferred charges - OPEB	1,716,404	14,208	1,730,612	1,103,698
Deferred charges - pension	23,579,798	258,377	23,838,175	22,718,243
<b>Total deferred outflows of resources</b>	<b>27,042,702</b>	<b>272,585</b>	<b>27,315,287</b>	<b>25,759,353</b>
<b>LIABILITIES, DEFERRED INFLOWS OF RESOURCES AND NET POSITION (DEFICIT)</b>				
<b>CURRENT LIABILITIES</b>				
Accounts payable	3,141,157	64,375	3,205,532	4,497,542
Accrued salaries, payroll withholdings and benefits	11,312,540	-	11,312,540	10,778,103
Accrued interest payable	653,455	-	653,455	655,577
Unearned revenue	-	96,829	96,829	164,874
Other liabilities	480,033	-	480,033	547,323
<b>Total current liabilities</b>	<b>15,587,185</b>	<b>161,204</b>	<b>15,748,389</b>	<b>16,643,419</b>
<b>NONCURRENT LIABILITIES</b>				
Due within one year	5,218,576	-	5,218,576	5,114,116
Due in more than one year	240,096,089	1,481,648	241,577,737	269,880,829
<b>Total noncurrent liabilities</b>	<b>245,314,665</b>	<b>1,481,648</b>	<b>246,796,313</b>	<b>274,994,945</b>
<b>Total liabilities</b>	<b>260,901,850</b>	<b>1,642,852</b>	<b>262,544,702</b>	<b>291,638,364</b>
<b>DEFERRED INFLOWS OF RESOURCES</b>				
Deferred credits - OPEB	886,349	2,054	888,403	941,828
Deferred credits - pension	22,085,992	242,008	22,328,000	4,970,000
<b>Total deferred inflows of resources</b>	<b>22,972,341</b>	<b>244,062</b>	<b>23,216,403</b>	<b>5,911,828</b>
<b>NET POSITION (DEFICIT)</b>				
Net investment in capital assets	3,143,650	195,668	3,339,318	2,086,345
Restricted	10,999,913	-	10,999,913	10,605,879
Unrestricted (deficit)	(97,011,438)	(490,637)	(97,502,075)	(108,892,342)
<b>Total net position (deficit)</b>	<b>\$ (82,867,875)</b>	<b>\$ (294,969)</b>	<b>\$ (83,162,844)</b>	<b>\$ (96,200,118)</b>

See accompanying notes

# RADNOR TOWNSHIP SCHOOL DISTRICT

## STATEMENT OF ACTIVITIES

Year ended June 30, 2022 with summarized comparative totals for 2021

	Program Revenues				Net (Expense) Revenue and Changes in Net Position (Deficit)			
	<u>Expenses</u>	<u>Charges for Services</u>	<u>Operating Grants and Contributions</u>	<u>Capital Grants and Contributions</u>	<u>Governmental Activities</u>	<u>Business-type Activities</u>	<u>Totals</u>	
							<u>2022</u>	<u>2021</u>
<b>GOVERNMENTAL ACTIVITIES</b>								
Instruction	\$ 57,124,088	\$ 1,352,102	\$ 11,011,842	\$ -	\$ (44,760,144)	\$ -	\$ (44,760,144)	\$ (45,754,138)
Instructional student support	10,430,347	-	1,115,007	-	(9,315,340)	-	(9,315,340)	(9,217,582)
Administrative and financial support services	8,714,790	56,224	996,741	-	(7,661,825)	-	(7,661,825)	(9,580,365)
Operation and maintenance of plant services	9,186,753	47,480	824,910	-	(8,314,363)	-	(8,314,363)	(7,849,968)
Pupil transportation	5,087,312	13,254	927,749	-	(4,146,309)	-	(4,146,309)	(4,231,508)
Student activities	1,441,540	12,755	155,977	-	(1,272,808)	-	(1,272,808)	(1,072,193)
Community services	39,900	14,761	-	-	(25,139)	-	(25,139)	(39,900)
Interest and amortization expense related to noncurrent liabilities	3,204,117	-	433,197	-	(2,770,920)	-	(2,770,920)	(2,025,938)
<b>Total governmental activities</b>	<u>95,228,847</u>	<u>1,496,576</u>	<u>15,465,423</u>	<u>-</u>	<u>(78,266,848)</u>	<u>-</u>	<u>(78,266,848)</u>	<u>(79,771,592)</u>
<b>BUSINESS-TYPE ACTIVITIES</b>								
Food service	1,914,294	291,596	2,082,200	-	-	459,502	459,502	(315,296)
<b>Total primary government</b>	<u>\$ 97,143,141</u>	<u>\$ 1,788,172</u>	<u>\$ 17,547,623</u>	<u>\$ -</u>	<u>(78,266,848)</u>	<u>459,502</u>	<u>(77,807,346)</u>	<u>(80,086,888)</u>
<b>GENERAL REVENUES</b>								
Property taxes levied for general purposes					84,550,271	-	84,550,271	80,277,901
Other taxes					2,773,117	-	2,773,117	2,939,437
Grants and entitlements not restricted to specific programs					3,843,705	-	3,843,705	3,728,179
Investment earnings (losses)					(171,845)	851	(170,994)	(94,777)
Insurance recoveries					1,056	-	1,056	384,497
Loss on disposal of capital assets					(152,535)	-	(152,535)	(111,466)
<b>Total general revenues</b>					<u>90,843,769</u>	<u>851</u>	<u>90,844,620</u>	<u>87,123,771</u>
<b>CHANGE IN NET POSITION (DEFICIT)</b>					12,576,921	460,353	13,037,274	7,036,883
<b>NET POSITION (DEFICIT)</b>								
Beginning of year, restated					(95,444,796)	(755,322)	(96,200,118)	(103,237,001)
<b>End of year</b>					<u>\$ (82,867,875)</u>	<u>\$ (294,969)</u>	<u>\$ (83,162,844)</u>	<u>\$ (96,200,118)</u>

See accompanying notes

# RADNOR TOWNSHIP SCHOOL DISTRICT

## BALANCE SHEET - GOVERNMENTAL FUNDS

June 30, 2022 with summarized comparative totals for 2021

	Major Funds			Non-Major Governmental Fund	Totals	
	General Fund	Capital Projects Fund	Debt Sinking Fund		2022	2021
<b>ASSETS</b>						
Cash	\$ 37,676,948	\$ 16,706,889	\$ -	\$ 9,157	\$ 54,392,994	\$ 57,731,785
Investments	-	-	-	-	-	11,755,862
Restricted assets:						
Cash held by fiscal agent	-	-	853	-	853	819
Investments held by fiscal agent	-	-	2,790,061	-	2,790,061	2,862,638
Due from other funds	37	-	-	-	37	3,000,000
Taxes receivable	1,001,703	-	-	-	1,001,703	1,237,372
Due from other governments	5,502,901	-	-	-	5,502,901	5,804,565
Other receivables	1,289,912	-	-	720	1,290,632	872,826
<b>Total assets</b>	<b>\$ 45,471,501</b>	<b>\$ 16,706,889</b>	<b>\$ 2,790,914</b>	<b>\$ 9,877</b>	<b>\$ 64,979,181</b>	<b>\$ 83,265,867</b>
<b>LIABILITIES, DEFERRED INFLOWS OF RESOURCES AND FUND BALANCES</b>						
<b>LIABILITIES</b>						
Accounts payable	\$ 1,553,410	\$ 1,587,747	\$ -	\$ -	\$ 3,141,157	\$ 4,375,542
Due to other funds	-	-	-	-	-	3,003,320
Accrued salaries, payroll withholdings and benefits	11,383,595	-	-	-	11,383,595	10,900,993
Other liabilities	480,033	-	-	-	480,033	547,323
<b>Total liabilities</b>	<b>13,417,038</b>	<b>1,587,747</b>	<b>-</b>	<b>-</b>	<b>15,004,785</b>	<b>18,827,178</b>
<b>DEFERRED INFLOWS OF RESOURCES</b>						
Unavailable revenues - property taxes	733,114	-	-	-	733,114	804,441
<b>FUND BALANCES</b>						
Restricted for						
Capital projects	-	15,119,142	-	-	15,119,142	32,109,115
Debt service	-	-	2,790,914	-	2,790,914	2,863,457
Committed to						
Capital projects	10,751,499	-	-	-	10,751,499	9,296,821
Curriculum and technology initiatives	7,260,238	-	-	-	7,260,238	6,475,479
Employer retirement rate stabilization	3,587,387	-	-	-	3,587,387	3,576,076
Long-term early retirement incentive and compensated absences	886,349	-	-	-	886,349	854,948
Community pool	-	-	-	9,877	9,877	9,993
Unassigned	8,835,876	-	-	-	8,835,876	8,448,359
<b>Total fund balances</b>	<b>31,321,349</b>	<b>15,119,142</b>	<b>2,790,914</b>	<b>9,877</b>	<b>49,241,282</b>	<b>63,634,248</b>
<b>Total liabilities, deferred inflows of resources and fund balances</b>	<b>\$ 45,471,501</b>	<b>\$ 16,706,889</b>	<b>\$ 2,790,914</b>	<b>\$ 9,877</b>	<b>\$ 64,979,181</b>	<b>\$ 83,265,867</b>

See accompanying notes

# RADNOR TOWNSHIP SCHOOL DISTRICT

## RECONCILIATION OF GOVERNMENTAL FUNDS BALANCE SHEET TO NET POSITION (DEFICIT) OF GOVERNMENTAL ACTIVITIES ON THE STATEMENT OF NET POSITION (DEFICIT)

June 30, 2022

---

<b>TOTAL GOVERNMENTAL FUND BALANCES</b>	<b>\$ 49,241,282</b>
<p>Amounts reported for governmental activities in the statement of net position (deficit) are different because:</p>	
Capital assets used in governmental activities are not financial resources and therefore are not reported in the governmental funds balance sheet.	99,919,025
Deferred outflows of resources for deferred amounts on debt refunding are currently expended in the governmental funds, whereas they are capitalized and amortized over the life of the respective debt in the government-wide statement of net position (deficit).	1,746,500
Deferred outflows of resources and deferred inflows of resources related to pensions and other post-employment benefits are not reported as assets and liabilities in the governmental funds balance sheet.	2,323,861
Some of the District's property taxes will be collected after year-end, but are not available soon enough to pay for the current period's expenditures, and therefore are deferred in the governmental funds balance sheet.	733,114
Noncurrent liabilities are not due and payable in the current period and therefore are not reported as liabilities in the governmental funds balance sheet.	(245,243,610)
The Internal Service Fund is used by management to charge the cost of health insurance premiums and claims to the General Fund. The assets and liabilities of the District's Internal Service Fund are included in the governmental activities on the government-wide statement of net position (deficit).	9,065,408
Accrued interest payable on long-term liabilities is included in the government-wide statement of net position (deficit), but is excluded from the governmental funds balance sheet until due and payable.	<u>(653,455)</u>
<b>NET POSITION (DEFICIT) OF GOVERNMENTAL ACTIVITIES</b>	<b><u>\$ (82,867,875)</u></b>

---

See accompanying notes

# RADNOR TOWNSHIP SCHOOL DISTRICT

## STATEMENT OF REVENUES, EXPENDITURES AND CHANGES IN FUND BALANCES - GOVERNMENTAL FUNDS

Year ended June 30, 2022 with summarized comparative totals for 2021

	Major Funds				Totals	
	General	Capital	Debt	Non-Major	2022	2021
	Fund	Projects	Sinking	Governmental		
		Fund	Fund	Fund		
<b>REVENUES</b>						
Local sources	\$ 89,072,775	\$ 21,921	\$ (353,932)	\$ 14,784	\$ 88,755,548	\$ 86,267,414
State sources	15,790,164	-	-	-	15,790,164	16,489,156
Federal sources	3,510,846	-	-	-	3,510,846	3,408,038
<b>Total revenues</b>	<u>108,373,785</u>	<u>21,921</u>	<u>(353,932)</u>	<u>14,784</u>	<u>108,056,558</u>	<u>106,164,608</u>
<b>EXPENDITURES</b>						
Current						
Instruction	60,189,656	-	-	-	60,189,656	57,532,991
Support services	35,071,556	-	-	-	35,071,556	33,917,783
Operation of noninstructional services	1,521,722	-	-	39,900	1,561,622	1,192,633
Facilities acquisition, construction and improvement services	-	17,925,986	-	-	17,925,986	5,269,574
Debt service	7,725,366	-	-	-	7,725,366	6,897,554
<b>Total expenditures</b>	<u>104,508,300</u>	<u>17,925,986</u>	<u>-</u>	<u>39,900</u>	<u>122,474,186</u>	<u>104,810,535</u>
<b>EXCESS (DEFICIENCY) OF REVENUES OVER (UNDER) EXPENDITURES</b>	<u>3,865,485</u>	<u>(17,904,065)</u>	<u>(353,932)</u>	<u>(25,116)</u>	<u>(14,417,628)</u>	<u>1,354,073</u>
<b>OTHER FINANCING SOURCES (USES)</b>						
Sale of/compensation for capital assets	23,606	-	-	-	23,606	1,804
Insurance recoveries	1,056	-	-	-	1,056	384,497
Refund of prior year receipts	-	-	-	-	-	(4,642)
Issuance of debt	-	-	-	-	-	25,530,000
Bond premiums	-	-	-	-	-	3,997,945
Transfers in	-	914,092	281,389	25,000	1,220,481	3,610,555
Transfers out	(1,220,481)	-	-	-	(1,220,481)	(3,610,555)
<b>Total other financing sources (uses)</b>	<u>(1,195,819)</u>	<u>914,092</u>	<u>281,389</u>	<u>25,000</u>	<u>24,662</u>	<u>29,909,604</u>
<b>NET CHANGE IN FUND BALANCES</b>	<u>2,669,666</u>	<u>(16,989,973)</u>	<u>(72,543)</u>	<u>(116)</u>	<u>(14,392,966)</u>	<u>31,263,677</u>
<b>FUND BALANCES</b>						
Beginning of year	<u>28,651,683</u>	<u>32,109,115</u>	<u>2,863,457</u>	<u>9,993</u>	<u>63,634,248</u>	<u>32,370,571</u>
<b>End of year</b>	<u>\$ 31,321,349</u>	<u>\$ 15,119,142</u>	<u>\$ 2,790,914</u>	<u>\$ 9,877</u>	<u>\$ 49,241,282</u>	<u>\$ 63,634,248</u>

See accompanying notes

# RADNOR TOWNSHIP SCHOOL DISTRICT

## RECONCILIATION OF STATEMENT OF REVENUES, EXPENDITURES AND CHANGES IN FUND BALANCES OF GOVERNMENTAL FUNDS TO CHANGE IN NET POSITION (DEFICIT) OF GOVERNMENTAL ACTIVITIES ON THE STATEMENT OF ACTIVITIES

Year ended June 30, 2022

**NET CHANGE IN FUND BALANCES - GOVERNMENTAL FUNDS** \$ (14,392,966)

Amounts reported for governmental activities in the statement of activities are different because:

Capital outlays are reported in governmental funds as expenditures. However, in the statement of activities, the cost of those assets is allocated over their estimated useful lives and reported as depreciation expense. This is the amount by which capital outlays exceeded depreciation expense and the net book value of disposed of capital assets in the current period.

Capital outlay expenditures	\$ 19,092,956	
Net book value of disposed capital assets	(176,141)	
Depreciation expense	<u>(4,981,536)</u>	13,935,279

Because some property taxes will not be collected for several months after the District's fiscal year ends, they are not considered as "available" revenues in the governmental funds. Deferred inflows of resources decreased by this amount in the current period.

Deferred inflows of resources June 30, 2021	(804,441)	
Deferred inflows of resources June 30, 2022	<u>733,114</u>	(71,327)

The Internal Service Fund is used by management to charge the cost of health insurance premiums and claims to the General Fund. The change in net position of the Internal Service Fund is reported with the governmental activities.

709,676

The issuance of long-term debt provides current financial resources to governmental funds, while the repayment of the principal of long-term debt consumes the current financial resources of the governmental funds. Neither transaction, however, has any effect on the change in net position of governmental activities. Also, governmental funds report the effect of premiums, discounts and similar items when long-term debt is issued, whereas these amounts are deferred and amortized in the statement of activities. This amount is the net effect of these differences in the treatment of long-term debt and related items.

Repayment of bonds and notes payable	4,164,000	
Repayment of leases payable	281,186	
Amortization of discounts, premiums and deferred amounts on refunding	<u>355,127</u>	4,800,313

Some expenses reported in the statement of activities do not require the use of current financial resources, and, therefore are not reported as expenditures on governmental funds.

Change in net pension liability and related deferred inflows and outflows	7,745,137	
Current year change in accrued interest payable	2,122	
Current year change in long-term early retirement incentive	34,584	
Current year change in compensated absences	35,589	
Change in net post-employment benefit (OPEB) liability and related deferred inflows and outflows	<u>(221,486)</u>	<u>7,595,946</u>

**CHANGE IN NET POSITION (DEFICIT) OF GOVERNMENTAL ACTIVITIES** **\$ 12,576,921**

See accompanying notes



# RADNOR TOWNSHIP SCHOOL DISTRICT

## STATEMENT OF NET POSITION (DEFICIT) - PROPRIETARY FUNDS

June 30, 2022 with summarized comparative totals for 2021

	<u>Major Fund</u> <u>Food Service</u> <u>Fund</u>	<u>Internal</u> <u>Service</u> <u>Fund</u>	<u>Totals</u>	
			<u>2022</u>	<u>2021</u>
<b>ASSETS AND DEFERRED OUTFLOWS OF RESOURCES</b>				
<b>CURRENT ASSETS</b>				
Cash	\$ 1,001,312	\$ -	\$ 1,001,312	\$ 622,199
Accounts receivable	1,736	-	1,736	18,940
Due from other funds	-	-	-	3,320
Due from other governments	98,779	-	98,779	101,948
Inventories	21,902	-	21,902	20,552
Prepaid expenses	-	9,065,408	9,065,408	8,355,732
<b>Total current assets</b>	<u>1,123,729</u>	<u>9,065,408</u>	<u>10,189,137</u>	<u>9,122,691</u>
<b>NONCURRENT ASSETS</b>				
Capital assets, net	195,668	-	195,668	221,737
<b>Total assets</b>	<u>1,319,397</u>	<u>9,065,408</u>	<u>10,384,805</u>	<u>9,344,428</u>
<b>DEFERRED OUTFLOWS OF RESOURCES</b>				
Deferred charges - OPEB	14,208	-	14,208	5,269
Deferred charges - pension	258,377	-	258,377	236,579
<b>Total deferred outflows of resources</b>	<u>272,585</u>	<u>-</u>	<u>272,585</u>	<u>241,848</u>
<b>LIABILITIES, DEFERRED INFLOWS OF RESOURCES AND NET POSITION (DEFICIT)</b>				
<b>CURRENT LIABILITIES</b>				
Accounts payable	64,375	-	64,375	122,000
Due to other funds	37	-	37	-
Unearned revenue	96,829	-	96,829	164,874
<b>Total current liabilities</b>	<u>161,241</u>	<u>-</u>	<u>161,241</u>	<u>286,874</u>
<b>NONCURRENT LIABILITIES</b>				
Net OPEB liability - PSERS	79,438	-	79,438	48,007
Net pension liability - PSERS	1,402,210	-	1,402,210	1,597,238
<b>Total noncurrent liabilities</b>	<u>1,481,648</u>	<u>-</u>	<u>1,481,648</u>	<u>1,645,245</u>
<b>Total liabilities</b>	<u>1,642,889</u>	<u>-</u>	<u>1,642,889</u>	<u>1,932,119</u>
<b>DEFERRED INFLOWS OF RESOURCES</b>				
Deferred credits - OPEB	2,054	-	2,054	1,991
Deferred credits - pension	242,008	-	242,008	51,756
<b>Total deferred inflows of resources</b>	<u>244,062</u>	<u>-</u>	<u>244,062</u>	<u>53,747</u>
<b>NET POSITION (DEFICIT)</b>				
Net investment in capital assets	195,668	-	195,668	221,737
Unrestricted (deficit)	(490,637)	9,065,408	8,574,771	7,378,673
<b>Total net position (deficit)</b>	<u>\$ (294,969)</u>	<u>\$ 9,065,408</u>	<u>\$ 8,770,439</u>	<u>\$ 7,600,410</u>

See accompanying notes

# RADNOR TOWNSHIP SCHOOL DISTRICT

## STATEMENT OF REVENUES, EXPENSES AND CHANGES IN NET POSITION (DEFICIT) - PROPRIETARY FUNDS

Year ended June 30, 2022 with summarized comparative totals for 2021

	<u>Major Fund</u>	<u>Internal</u>	<u>Totals</u>	
	<u>Food Service Fund</u>	<u>Service Fund</u>	<u>2022</u>	<u>2021</u>
<b>OPERATING REVENUES</b>				
Charges for services	\$ 291,596	\$ 11,820,001	\$ 12,111,597	\$ 11,242,834
<b>OPERATING EXPENSES</b>				
Salaries	547,281	-	547,281	444,303
Employee benefits	340,426	10,258,631	10,599,057	9,352,823
Purchased professional and technical services	56,733	868,088	924,821	975,843
Purchased property services	40,565	-	40,565	23,435
Other purchased services	3,881	-	3,881	59,631
Supplies	899,339	-	899,339	329,706
Depreciation	26,069	-	26,069	26,069
<b>Total operating expenses</b>	<u>1,914,294</u>	<u>11,126,719</u>	<u>13,041,013</u>	<u>11,211,810</u>
<b>Operating income (loss)</b>	<u>(1,622,698)</u>	<u>693,282</u>	<u>(929,416)</u>	<u>31,024</u>
<b>NONOPERATING REVENUES</b>				
Earnings on investments	851	16,394	17,245	11,120
Gain on disposal of capital assets	-	-	-	480
State sources	152,888	-	152,888	101,713
Federal sources	1,929,312	-	1,929,312	768,357
<b>Total nonoperating revenues</b>	<u>2,083,051</u>	<u>16,394</u>	<u>2,099,445</u>	<u>881,670</u>
<b>CHANGE IN NET POSITION (DEFICIT)</b>	460,353	709,676	1,170,029	912,694
<b>NET POSITION (DEFICIT)</b>				
Beginning of year	<u>(755,322)</u>	<u>8,355,732</u>	<u>7,600,410</u>	<u>6,687,716</u>
<b>End of year</b>	<u>\$ (294,969)</u>	<u>\$ 9,065,408</u>	<u>\$ 8,770,439</u>	<u>\$ 7,600,410</u>

See accompanying notes

# RADNOR TOWNSHIP SCHOOL DISTRICT

## STATEMENT OF CASH FLOWS - PROPRIETARY FUNDS

Year ended June 30, 2022 with summarized comparative totals for 2021

	<u>Major Fund</u>	<u>Internal</u>	<u>Totals</u>	
	<u>Food Service</u>	<u>Service</u>	<u>2022</u>	<u>2021</u>
	<u>Fund</u>	<u>Fund</u>		
<b>CASH FLOWS FROM OPERATING ACTIVITIES</b>				
Cash received from charges for services	\$ 240,755	\$ -	\$ 240,755	\$ 16,656
Cash received for assessments made to other fund	-	11,820,001	11,820,001	11,205,730
Cash payments to suppliers for goods and services	(948,033)	-	(948,033)	(432,260)
Cash payments to employees for services	(888,369)	-	(888,369)	(638,773)
Cash payments for insurance claims	-	(10,968,307)	(10,968,307)	(10,297,601)
Cash payments for other operating expenses	-	(868,088)	(868,088)	(918,863)
<b>Net cash used for operating activities</b>	<u>(1,595,647)</u>	<u>(16,394)</u>	<u>(1,612,041)</u>	<u>(1,065,111)</u>
<b>CASH FLOWS FROM NONCAPITAL FINANCING ACTIVITIES</b>				
State sources	150,136	-	150,136	103,074
Federal sources	1,823,773	-	1,823,773	629,042
<b>Net cash provided by noncapital financing activities</b>	<u>1,973,909</u>	<u>-</u>	<u>1,973,909</u>	<u>732,116</u>
<b>CASH FLOWS FROM CAPITAL AND RELATED FINANCING ACTIVITIES</b>				
Proceeds from sale of capital assets	-	-	-	480
<b>Net cash provided by capital financing activities</b>	<u>-</u>	<u>-</u>	<u>-</u>	<u>480</u>
<b>CASH FLOWS FROM INVESTING ACTIVITIES</b>				
Earnings on investments	851	16,394	17,245	11,120
<b>Net increase (decrease) in cash</b>	<u>379,113</u>	<u>-</u>	<u>379,113</u>	<u>(321,395)</u>
<b>CASH</b>				
Beginning of year	622,199	-	622,199	943,594
<b>End of year</b>	<u>\$ 1,001,312</u>	<u>\$ -</u>	<u>\$ 1,001,312</u>	<u>\$ 622,199</u>
<b>Reconciliation of operating income (loss) to net cash used for operating activities:</b>				
Operating income (loss)	\$ (1,622,698)	\$ 693,282	\$ (929,416)	\$ 31,024
<b>Adjustments to reconcile operating loss to net cash used for operating activities</b>				
Depreciation	26,069	-	26,069	26,069
Donated commodities used	111,460	-	111,460	70,287
(Increase) decrease in				
Accounts receivable	17,204	-	17,204	(16,419)
Due from other funds	3,320	-	3,320	95,155
Inventories	(1,350)	-	(1,350)	10,187
Prepaid expenses	-	(709,676)	(709,676)	(1,222,574)
Deferred outflows of resources	(30,737)	-	(30,737)	(56,477)
Increase (decrease) in				
Accounts payable	(57,625)	-	(57,625)	(47,532)
Due to other funds	37	-	37	-
Unearned revenue	(68,045)	-	(68,045)	(4,029)
Net OPEB liability - PSERS	31,431	-	31,431	(57,567)
Net pension liability - PSERS	(195,028)	-	(195,028)	137,300
Deferred inflows of resources	190,315	-	190,315	(30,535)
<b>Net cash used for operating activities</b>	<u>\$ (1,595,647)</u>	<u>\$ (16,394)</u>	<u>\$ (1,612,041)</u>	<u>\$ (1,065,111)</u>
<b>SUPPLEMENTAL DISCLOSURE</b>				
<b>Noncash noncapital financing activity</b>				
USDA donated commodities	\$ 111,460	\$ -	\$ 111,460	\$ 70,287

See accompanying notes

# RADNOR TOWNSHIP SCHOOL DISTRICT

## STATEMENT OF NET POSITION - FIDUCIARY FUNDS

June 30, 2022 with summarized comparative totals for 2021

	Private- Purpose Trust	Custodial Funds	Totals	
			2022	2021
<b>ASSETS</b>				
Cash	\$ 72,194	\$ 54,757	\$ 126,951	\$ 202,609
Investments	248,000	-	248,000	190,000
Other receivables	-	6,364	6,364	190,000
<b>Total assets</b>	<u>320,194</u>	<u>61,121</u>	<u>381,315</u>	<u>582,609</u>
<b>LIABILITIES</b>				
Accounts payable	<u>501</u>	<u>300</u>	<u>801</u>	<u>6,208</u>
<b>NET POSITION</b>				
Restricted for student activities	-	60,821	60,821	56,269
Net position held in trust for scholarships	<u>319,693</u>	<u>-</u>	<u>319,693</u>	<u>330,132</u>
<b>Total net position</b>	<u>\$ 319,693</u>	<u>\$ 60,821</u>	<u>\$ 380,514</u>	<u>\$ 386,401</u>

See accompanying notes

# RADNOR TOWNSHIP SCHOOL DISTRICT

## STATEMENT OF CHANGES IN NET POSITION - FIDUCIARY FUNDS

Year ended June 30, 2022 with summarized comparative totals for 2021

	Private- Purpose Trust	Custodial Funds	Totals	
			2022	2021
<b>ADDITIONS</b>				
Receipts from student groups	\$ -	\$ 69,527	\$ 69,527	\$ 56,175
Local contributions	<u>15,988</u>	<u>-</u>	<u>15,988</u>	<u>7,081</u>
<b>Total additions</b>	<u>15,988</u>	<u>69,527</u>	<u>85,515</u>	<u>63,256</u>
<b>DEDUCTIONS</b>				
Student activity disbursements	-	64,975	64,975	50,559
Scholarships awarded and fees paid	<u>26,427</u>	<u>-</u>	<u>26,427</u>	<u>15,673</u>
<b>Total deductions</b>	<u>26,427</u>	<u>64,975</u>	<u>91,402</u>	<u>66,232</u>
<b>CHANGE IN NET POSITION</b>	(10,439)	4,552	(5,887)	(2,976)
<b>NET POSITION</b>				
Beginning of year	<u>330,132</u>	<u>56,269</u>	<u>386,401</u>	<u>389,377</u>
<b>End of year</b>	<u>\$ 319,693</u>	<u>\$ 60,821</u>	<u>\$ 380,514</u>	<u>\$ 386,401</u>

See accompanying notes

# RADNOR TOWNSHIP SCHOOL DISTRICT

## NOTES TO FINANCIAL STATEMENTS

June 30, 2022

---

### (1) SUMMARY OF SIGNIFICANT ACCOUNTING POLICIES

The Radnor Township School District (the "**District**") operates three elementary schools, a middle school and a high school to provide education and related services to the residents of Radnor Township. The District operates under current standards prescribed by the Pennsylvania Department of Education in accordance with the provisions of the School Laws of Pennsylvania as a school district of the third class. The District operates under a locally elected nine-member board form of government (the "**School Board**").

The financial statements of the District have been prepared in accordance with generally accepted accounting principles ("**GAAP**") as applied to governmental units. The Governmental Accounting Standards Board ("**GASB**") is the authoritative standard-setting body for the establishment of governmental accounting and financial reporting principles. The more significant of these accounting policies are as follows:

#### **Reporting Entity**

GASB has established the criteria for determining the activities, organizations and functions of government to be included in the financial statements of the reporting entity. In evaluating the District as a reporting entity, management has addressed all potential component units which may or may not fall within the District's accountability. The criteria used to evaluate component units for possible inclusion as part of the District's reporting entity are financial accountability and the nature and significance of the relationship. The District is considered to be an independent reporting entity and has no component units.

#### **Basis of Presentation**

##### ***Government-Wide Financial Statements***

The statement of net position (deficit) and the statement of activities display information about the District as a whole. These statements distinguish between activities that are governmental and those that are considered business-type activities. These statements include the financial activities of the primary government except for fiduciary funds.

The government-wide financial statements are prepared using the economic resources measurement focus and the accrual basis of accounting. Revenues are recorded when earned and expenses are recorded when a liability is incurred, regardless of timing of related cash flow. This is the same approach used in the preparation of the proprietary fund financial statements but differs from the manner in which governmental fund financial statements are prepared as further defined below. Therefore, governmental fund financial statements include a reconciliation with brief explanations to better identify the relationship between the government-wide statements and the statements of governmental funds.

The government-wide statement of net position (deficit) presents the financial position of the District which is the difference between assets and deferred outflows of resources and liabilities and deferred inflows of resources and is classified in one of three components. Net investment in capital assets consists of capital assets net of accumulated depreciation and reduced by the outstanding balances of borrowing attributable to acquiring, constructing or improving those assets. The net position of the District is reported as restricted when constraints placed on net position use is either externally imposed by creditors (such as through debt covenants), grantors, contributors or laws or regulations of other governments or imposed by law through constitutional provisions or enabling legislation. Unrestricted net position is the net position that does not meet the definition of "net investment in capital assets" or "restricted net position."

The statement of net position (deficit) includes separate sections for deferred outflows of resources and deferred inflows of resources. Deferred outflows of resources represent a consumption of net position that applies to future periods and so will not be recognized as an outflow of resources (expense) until that time. Deferred inflows of resources represent an acquisition of net position that applies to future periods and so will not be recognized as an inflow of resources (revenue) until that time.

# RADNOR TOWNSHIP SCHOOL DISTRICT

## NOTES TO FINANCIAL STATEMENTS

June 30, 2022

---

The government-wide statement of activities presents a comparison between expenses and program revenues for each function of the business-type activities of the District and for each governmental function. Expenses are those that are specifically associated with a service or program and are therefore clearly identifiable to a particular function. Program revenues include charges paid by the recipients of the goods or services offered by the programs and grants and contributions that are restricted to meeting the operational or capital requirements of a particular function. Revenues which are not classified as program revenues are presented as general revenues. The comparison of program revenues and expenses identifies the extent to which each function is self-financing or draws from the general revenues of the District.

Except for interfund activity and balances between the funds that underlie governmental activities and the funds that underlie business-type activities, which are reported as transfers and internal balances, the effect of interfund activity has been removed from these statements.

### ***Fund Financial Statements***

During the school year, the District segregates transactions related to certain District functions or activities in separate funds in order to aid financial management and to demonstrate legal compliance. Fund financial statements report detailed information about the District. The focus of governmental and proprietary fund financial statements is on major funds rather than reporting funds by type. Each major fund is presented in a separate column. Fiduciary fund financial statements are presented by fund type.

### ***Governmental Funds***

All governmental funds are accounted for using the modified accrual basis of accounting and the current financial resources measurement focus. Under this basis, revenues are recognized in the accounting period in which they become measurable and available. Expenditures are recognized in the accounting period in which the fund liability is incurred, if measurable. The District reports the following major governmental funds:

The General Fund is the government's primary operating fund. It accounts for all financial resources of the general government, except those required to be accounted for in another fund.

The Capital Projects Fund accounts for financial resources restricted, committed or assigned to be used for capital expenditures or for the acquisition, construction of capital facilities, improvements and/or equipment.

The Debt Sinking Fund is used to account for the accumulation of resources for, and the payment of, long-term principal, interest and other related costs.

### ***Revenue Recognition***

In applying the "susceptible to accrual concept" under the modified accrual basis, revenues are considered to be available when they are collectible within the current period or soon enough thereafter to pay liabilities of the current period. For this purpose, the District considers tax revenue to be available if collected within 60 days of the end of the fiscal period. Deferred inflows of resources is reported in connection with receivables for tax revenues that are not considered to be available to liquidate liabilities of the current period. Revenue from federal, state and other grants designated for payment of specific District expenditures is recognized when the related expenditures are incurred; accordingly, when such funds are received, they are reported as unearned revenues until earned. Other receipts are recorded as revenue when received in cash because they are generally not measurable until actually received.

### ***Expenditure Recognition***

The measurement focus of governmental fund accounting is on decreases in net financial resources (expenditures) rather than expenses. Most expenditures are measurable and are recorded when the related fund liability is incurred. However, debt service expenditures, as well as expenditures related to compensated absences, special termination benefits, other post-employment benefits and claims and judgments are recorded only when payment is due. Allocations of costs, such as depreciation and amortization, are not recognized in the governmental funds.

# RADNOR TOWNSHIP SCHOOL DISTRICT

## NOTES TO FINANCIAL STATEMENTS

June 30, 2022

---

### ***Proprietary Funds***

Like the government-wide financial statements, proprietary funds are accounted for using the economic resources measurement focus and the accrual basis of accounting. These funds account for operations that are primarily financed by user charges. The economic resource focus concerns determining costs as a means of maintaining the capital investment and management control. Revenues are recognized when they are earned and expenses are recognized when they are incurred. Allocations of certain costs, such as depreciation, are recorded in proprietary funds. The District reports the following proprietary funds:

The Food Service Fund accounts for the revenues and costs of providing meals to students during the school year.

The Internal Service Fund is used to account for the District's participation in a consortium with other participating school districts and educational agencies to provide a self-insurance program for health and prescription coverage.

These funds distinguish operating revenues and expenses from nonoperating items. Operating revenues and expenses generally result from providing services and producing and delivering goods in connection with the proprietary funds' principal ongoing operations. The principal operating revenues of the District's proprietary funds are charges for services. Operating expenses for the District's proprietary funds include payroll, employee benefits, supplies and administrative costs. All revenues or expenses not meeting this definition are reported as nonoperating revenues and expenses.

### ***Fiduciary Funds***

Fiduciary funds reporting focuses on net assets and changes in net assets and are accounted for using the economic resources measurement focus and the accrual basis of accounting. The fiduciary fund category is split into four classifications: pension trust funds, investment trust funds, private-purpose trust funds and custodial funds. The private-purpose trust fund accounts for activities in various scholarship accounts, whose sole purpose is to provide annual scholarships to particular students as described by donor stipulations. Custodial funds are used to account for assets held on behalf of individuals and/or government units and are, therefore, not available to support the District's own programs. The District has one custodial fund consisting of funds held on behalf of the students.

### **Cash and Cash Equivalents**

The District's cash and cash equivalents are considered to be cash on hand, demand deposits and short-term investments with original maturities of three months or less from the date of acquisition.

### **Investments**

Investments are stated at fair value based upon quoted market prices, except for certificates of deposit which are recorded at cost, which approximates fair value.

### **Fair Value Measurements of Assets and Liabilities**

GAAP defines fair value as the price that would be received to sell an asset or paid to transfer a liability in an orderly transaction between market participants at the measurement date. GAAP establishes a fair value hierarchy for inputs used in measuring fair value that maximizes the use of observable inputs and minimizes the use of unobservable inputs by requiring that the most observable inputs be used when available. Observable inputs are those that market participants would use in pricing the asset or liability based on market data obtained from sources independent of the District. Unobservable inputs reflect the District's assumptions about the inputs market participants would use in pricing the asset or liability based on the best information available in the circumstances. The fair value hierarchy is categorized into three levels based on the inputs as follows:

**Level 1** – Valuations based on quoted prices in active markets for identical assets or liabilities that the District has the ability to access. Since valuations are based on quoted prices that are readily and regularly available in an active market, valuation of these assets and liabilities does not require a significant degree of judgment.



# RADNOR TOWNSHIP SCHOOL DISTRICT

## NOTES TO FINANCIAL STATEMENTS

June 30, 2022

---

**Level 2** – Valuations based on quoted prices in markets that are not active or for which all significant inputs are observable, either directly or indirectly.

**Level 3** – Valuations based on inputs that are unobservable, that is, inputs that reflect the District's own assumptions.

### **Interfund Receivables and Payables**

Activity between funds that are representative of lending/borrowing arrangements outstanding at the end of the fiscal year are referred to as either "due to/due from other funds" (i.e., the current portion of interfund loans) or "advances to/from other funds" (i.e., the noncurrent portion of interfund loans). Any residual balances outstanding between the governmental activities and business-type activities are reported in the government-wide financial statements as "internal balances."

### **Property Taxes**

Taxes are levied on July 1 and are payable in the following periods:

July 1 – August 31	- Discount period, 2% of gross levy
September 1 – October 31	- Face period
November 1 – February 15	- Penalty period, 10% of gross levy
February 28	- Lien date

The County Board of Assessments determines assessed valuations of property, and the taxes are billed and collected by the District. The tax on real estate for public school purposes for fiscal 2021-2022 was 13.9224 mills (\$13.92 for \$1,000 of assessed valuation), which includes an additional levy for the District's sponsorship of the Delaware County Community College of 0.2088 mills (\$0.21 for \$1,000 of assessed valuation). The District experiences very small losses from uncollectible property taxes. Property taxes constitute a lien against real property and usually can be collected in full when title transfers. Only balances that remain after tax sales are written off each year. Accordingly, an allowance for doubtful accounts has not been established by the District for property taxes receivable.

Taxpayers who have a primary residence within the District have the option of paying in three installments. These installments have the following due dates:

Installment One	- August 31
Installment Two	- October 31
Installment Three	- December 31

The discount (two percent) is not applicable to installment payments; however, the penalty (10 percent) will be added if second and third installments are paid subsequent to the due dates.

### **Prepaid Items and Inventories**

Certain payments to vendors reflect costs applicable to future accounting periods and are recorded as prepaid items in the government-wide and fund financial statements.

All inventories are valued at the lower of cost (first-in, first-out method) or market.

### **Capital Assets**

Capital assets, which include property, plant and equipment, are reported in the applicable governmental or business-type activities columns in the government-wide financial statements and the proprietary fund financial statements. Capital assets are defined by the District as assets with an initial individual cost of more than \$5,000 and an estimated life in excess of one year. Such assets are recorded at historical cost if purchased or constructed. Donated capital assets are recorded at estimated fair value at the date of donation.

---

# RADNOR TOWNSHIP SCHOOL DISTRICT

## NOTES TO FINANCIAL STATEMENTS

June 30, 2022

---

The costs of normal maintenance and repairs that do not add to the value of the asset or materially extend assets' lives are not capitalized.

Major outlays for capital assets and improvements are capitalized as projects are constructed, inclusive of ancillary costs.

Property, plant and equipment (net of salvage value) of the District is depreciated using the straight-line method over the following estimated useful lives: buildings and improvements – 15-40 years, land improvements – 15-20 years and furniture and equipment – 5-20 years.

### **Impairment of Long-Lived Assets**

The District evaluates prominent events or changes in circumstances affecting capital assets to determine whether impairment of a capital asset has occurred. A capital asset is generally considered impaired if both (a) the decline in service utility of the capital asset is large in magnitude and (b) the event or change in circumstances is outside the normal life cycle of the capital asset. If a capital asset is considered to be impaired, the amount of impairment is measured by the method that most reflects the decline in service utility of the capital asset at the lower of carrying value or fair value for impaired capital assets that will no longer be used by the District. No impairment losses were recognized in the year ended June 30, 2022.

### **Compensated Absences**

District policies permit employees to accumulate earned but unused vacation, personal and sick days. The liability for these compensated absences is recorded as a noncurrent liability in the government-wide financial statements. A liability for these amounts is recorded in the governmental funds financial statements only to the extent they have matured, for example, as a result of employee resignations and retirements.

### **Long-Term Obligations**

In the government-wide and proprietary fund financial statements, long-term debt and other long-term obligations are reported as liabilities. Bonds payable are reported net of the applicable bond premium or discount. Bond premiums and discounts are deferred and amortized over the life of the bonds. Deferred amounts on refunding are recorded as a deferred outflow of resources and amortized over the life of the old debt or the life of the new debt, whichever is shorter. All amounts are amortized using the straight-line method.

In the fund financial statements, governmental fund types recognize bond premiums and discounts, as well as bond issuance costs, during the current period. The face amount of debt issued is reported as other financing sources and uses. Premiums received and discounts paid on debt issuances are reported as other financing sources and uses. Issuance costs, whether or not withheld from the actual debt proceeds received, are reported as debt service expenditures except for refundings paid from proceeds which are reported as other financing costs.

### **Fund Equity**

As prescribed by GASB, governmental funds report fund balance in classifications based primarily on the extent to which the District is bound to honor constraints on the specific purposes for which amounts in the fund can be spent. The District reports the following fund balance classifications:

#### ***Nonspendable***

Nonspendable fund balances are amounts that cannot be spent because they are either (a) not in spendable form – such as inventory or prepaid insurance or (b) legally or contractually required to be maintained intact – such as a trust that must be retained in perpetuity.

#### ***Restricted***

Restricted fund balances are restricted when constraints placed on the use of resources are either (a) externally imposed by creditors, grantors, contributors or laws or regulations of other governments or (b) imposed by law through constitutional provisions or enabling legislation.

---

# RADNOR TOWNSHIP SCHOOL DISTRICT

## NOTES TO FINANCIAL STATEMENTS

June 30, 2022

---

### ***Committed***

Committed fund balances are amounts that can only be used for specific purposes determined by a formal action of the District's highest level of decision-making authority, the School Board. Committed amounts cannot be used for any other purpose unless the School Board removes those constraints by taking the same type of formal action (e.g., resolution).

### ***Assigned***

Assigned fund balances are amounts that are constrained by the District's intent to be used for specific purposes, but are neither restricted nor committed. Intent is expressed by (a) the Business Administrator or (b) an appointed body (e.g., finance committee) or (c) an official to which the District has delegated the authority to assign, modify or rescind amounts to be used for specific purposes.

Assigned fund balance includes (a) all remaining amounts that are reported in governmental funds (other than the General Fund) that are not classified as non-spendable, restricted or committed, and (b) amounts in the General Fund that are intended to be used for a specific purpose. Specific amounts that are not restricted or committed in a special revenue fund or the capital projects fund are assigned for purposes in accordance with the nature of their fund type.

### ***Unassigned***

Unassigned fund balance is the residual classification for the General Fund. This classification represents General Fund fund balance that has not been assigned to other funds, and that has not been restricted, committed or assigned to specific purposes within the General Fund.

When both restricted and unrestricted resources are available for use, it is the District's policy to use externally restricted resources first, then unrestricted resources—committed, assigned or unassigned—in order as needed.

Per District policy #620, the School Board has set a General Fund maximum unassigned fund balance of not less than 5% and not more than 8% of the following year's expenditure budget in accordance with guidelines prescribed by the Pennsylvania Department of Education.

### **Comparative Data**

Comparative totals for the prior year have been presented in the accompanying financial statements in order to provide an understanding of changes in the District's financial position and operations. Certain amounts presented in the prior year have been reclassified in order to be consistent with the current year's presentation. However, presentation of prior year totals by fund and activity type have not been presented in each of the statements since their inclusion would make the statements unduly complex and difficult to read. Summarized comparative information should be read in conjunction with the District's financial statements for the year ended June 30, 2021, from which the summarized information was derived.

### **Use of Estimates**

The preparation of financial statements in conformity with generally accepted accounting principles requires management to make estimates and assumptions that affect certain reported amounts and disclosures. Accordingly, actual results could differ from those estimates.

### **Implementation of New Accounting Pronouncements**

Effective July 1, 2021, the District adopted the provisions of GASB Statement No.87 "*Leases*", GASB Statement No. 89, "*Accounting for Interest Cost Incurred Before the End of a Construction Period*"; GASB Statement No. 91, "*Conduit Debt Obligations*", and GASB Statement No. 92, "*Omnibus 2020*".

# RADNOR TOWNSHIP SCHOOL DISTRICT

## NOTES TO FINANCIAL STATEMENTS

June 30, 2022

---

The objective of GASB Statement No. 87 is to better meet the information needs of financial statement users by improving accounting and financial reporting for leases by governments. GASB Statement No. 87 increases the usefulness of financial statements by requiring recognition of certain lease assets and liabilities for leases that previously were classified as operating leases and recognized as inflows of resources or outflows of resources based on the payment provisions of the contract. It establishes a single model for lease accounting based on the foundational principle that leases are financings of the right to use an underlying asset. Under GASB Statement No. 87, a lessee is required to recognize a lease liability and an intangible right-to-use lease asset, and a lessor is required to recognize a lease receivable and a deferred inflow of resources, thereby enhancing the relevance and consistency of information about leasing activities. As a result of the implementation of Statement No. 87, the District recognized its right-to-use lease assets and corresponding liabilities for the year ended June 30, 2022.

The objectives of GASB Statement No. 89 are (1) to enhance the relevance and comparability of information about capital assets and the cost of borrowing for a reporting period and (2) to simplify accounting for interest cost incurred before the end of a construction period. GASB Statement No. 89 establishes accounting required for interest cost incurred before the end of a construction period. Such interest costs include all interest that previously was accounted for in accordance with the requirements of GASB Statement No. 62, "Codification of Accounting and Financial Reporting Guidance Contained in Pre-November 30, 1989 FASB and AICPA Pronouncements", which are superseded by GASB Statement No. 89. GASB Statement No. 89 requires that interest cost incurred before the end of a construction period be recognized as an expense in the period in which the cost is incurred for financial statements prepared using the economic resources measurement focus. As a result, interest cost incurred before the end of a construction period will not be included in the historical cost of a capital asset reported in a business-type activity or enterprise fund. GASB Statement No. 89 also reiterates that in financial statements prepared using the current financial resources measurement focus, interest cost incurred before the end of a construction period should be recognized as an expenditure on a basis consistent with government fund accounting principles. The implementation of GASB Statement No. 89 had no impact on the financial statements of the District for the year ended June 30, 2022.

GASB Statement No. 91 provides a single method of reporting conduit debt obligations by issuers and eliminate diversity in practice associated with (1) commitments extended by issuers, (2) arrangements associated with conduit debt obligations, and (3) related note disclosures. This Statement achieves those objectives by clarifying the existing definition of a conduit debt obligation; establishing that a conduit debt obligation is not a liability of the issuer; establishing standards for accounting and financial reporting of additional commitments and voluntary commitments extended by issuers and arrangements associated with conduit debt obligations; and improving required note disclosures. The implementation of GASB Statement No. 91 had no impact on the District's financial statements for the year ended June 30, 2022.

GASB Statement No. 92 addresses a variety of topics to enhance comparability in accounting and financial reporting and improve consistency of authoritative literature by addressing practice issues that have been identified during implementation and application of certain GASB Statements. The implementation of GASB Statement No. 92 had no impact on the District's financial statements for the year ended June 30, 2022.

### **New Accounting Pronouncements**

GASB Statement No. 94, "Public-Private and Public-Public Partnerships and Availability Payment Arrangements" will be effective for the District for the year ended June 30, 2023. GASB Statement No. 94 improves financial reporting by addressing issues related to public-private and public-public partnership arrangements ("**PPP**"s). As used in this Statement, a PPP is an arrangement in which a government (the transferor) contracts with an operator (a governmental or nongovernmental entity) to provide public services by conveying control of the right to operate or use a nonfinancial asset, such as infrastructure or other capital asset (the underlying PPP asset), for a period of time in an exchange or exchange-like transaction. Some PPPs meet the definition of a service concession arrangement (SCA), which the Board defines in this Statement as a PPP in which (1) the operator collects and is compensated by fees from third parties; (2) the transferor determines or has the ability to modify or approve which services the operator is required to provide, to whom the operator is required to provide the services, and the prices or rates that can be charged for the services; and (3) the transferor is entitled to significant residual interest in the service utility of the underlying PPP asset at the end of the arrangement.

---

# RADNOR TOWNSHIP SCHOOL DISTRICT

## NOTES TO FINANCIAL STATEMENTS

June 30, 2022

---

GASB Statement No. 96, "*Subscription-Based Information Technology Arrangements*" will be effective for the District for the year ended June 30, 2023. This Statement provides guidance on the accounting and financial reporting for subscription-based information technology arrangements ("**SBITA**"s) for government end users (governments). This Statement (1) defines a SBITA; (2) establishes that a SBITA results in a right-to-use subscription asset—an intangible asset—and a corresponding subscription liability; (3) provides the capitalization criteria for outlays other than subscription payments, including implementation costs of a SBITA; and (4) requires note disclosures regarding a SBITA. To the extent relevant, the standards for SBITAs are based on the standards established in Statement No. 87, Leases, as amended.

### (2) STEWARDSHIP, COMPLIANCE AND ACCOUNTABILITY

#### Budgetary Information

An annual budget is adopted prior to the beginning of each year for the General Fund on a modified accrual basis of accounting. The General Fund is the only fund for which a budget is legally required, although project-length financial plans are adopted for the Capital Projects Fund.

The District is required to publish notice by advertisement at least once in two newspapers of general circulation in the municipalities in which it is located, and within 20 days of final action, that the proposed budget has been prepared and is available for public inspection at the administrative offices of the District. Notice that public hearings will be held on the proposed operating budget must be included in the advertisement; such hearings are required to be scheduled at least 10 days prior to when final action on adoption is taken by the School Board.

After the legal adoption of the budget, the School Board is required to file a copy of the budget with the Pennsylvania Department of Education by July 31. Additional copies of the budget also are required to be filed with the House Education Committee and the Senate Education Committee by September 15.

Legal budgetary control is maintained at the sub-function/major object level. The School Board may make transfers of funds appropriated in any particular item of expenditure by legislative action in accordance with Pennsylvania School Code. Management may amend the budget at the sub-function/sub-object level without approval from the School Board. Appropriations lapse at the end of the fiscal period. Budgetary information reflected in the financial statements is presented at or below the level of budgetary control and includes the effect of approved budget amendments.

### (3) DEPOSITS AND INVESTMENTS

#### Deposits

##### Custodial Credit Risk

Custodial credit risk is the risk that in the event of a bank failure, the government's deposits may not be returned. At June 30, 2022, the carrying amount of the District's deposits was \$55,522,110 and the bank balance was \$58,130,311. The District is required by state statute to deposit funds in depositories that are either banks, banking institutions or trust companies located in the Commonwealth of Pennsylvania. To the extent that such deposits exceed federal insurance, the depositories must pledge as collateral obligations of the United States, Commonwealth of Pennsylvania or any political subdivision. Under Act 72 of 1971, as amended, the depositories may meet this collateralization requirement by pooling appropriate securities to cover all public funds on deposit. Of the bank balance, \$266,463 was covered by federal depository insurance, and \$27,411,354 was collateralized by the District's depositories in accordance with Act 72 and the collateral was held by the depositories' agent in pooled public funds.

# RADNOR TOWNSHIP SCHOOL DISTRICT

## NOTES TO FINANCIAL STATEMENTS

June 30, 2022

---

The remaining cash deposits of the District are in the Pennsylvania School District Liquid Asset Fund ("**PSDLAF**"). Although not registered with the Securities and Exchange Commission and not subject to regulatory oversight, PSDLAF acts like a money market mutual fund in that its objective is to maintain a stable net asset value of \$1 per share, is rated by a nationally recognized statistical rating organization and is subject to independent annual audit. As of June 30, 2022, PSDLAF was rated as AAA by a nationally recognized statistical rating agency.

### **Investments**

State statutes authorize the District to invest in U.S. Treasury bills, time or share accounts of institutions insured by the Federal Deposit Insurance Corporation or in certificates of deposit when they are secured by proper bond or collateral, repurchase agreements, state treasurer's investment pools or mutual funds.

As of June 30, 2022, the District had the following investments:

<b>Investment Type</b>	<b>Fair Value</b>	<b>Investment Maturities (In Years)</b>			
		<b>Less than 1</b>	<b>1 – 5</b>	<b>6 – 10</b>	<b>11 – 15</b>
Certificates of deposit	\$ 248,000	\$248,000	\$ -	\$ -	\$ -
U.S. Treasury bills and strips	<u>2,790,061</u>	<u>-</u>	<u>-</u>	<u>2,790,061</u>	<u>-</u>
	<u>\$3,038,061</u>	<u>\$248,000</u>	<u>\$ -</u>	<u>\$2,790,061</u>	<u>\$ -</u>

U.S. Treasury bills and strips were valued using Level 2 inputs.

### **Custodial Credit Risk**

For an investment, custodial credit risk is the risk that, in the event of the failure of the counterparty, the District will not be able to recover the value of its investments or collateral that is in the possession of an outside party. The collateral for all of the District's investments are held by the pledging bank's agent in the District's name. The District had no investments subject to custodial credit risk as of June 30, 2022.

### **Interest Rate Risk**

The District's investment policy limits investment maturities in accordance with state statutes as a means of managing its exposure to fair value losses arising from increasing interest rates.

### **Credit Risk**

The District's investment policy limits its investments that are not backed by the "full faith and credit" of the federal or state government to those with the highest credit rating available for such investments issued by a recognized statistical rating organization.

### **Restricted Deposits and Investments**

The District maintains restricted cash and investment balances held by fiscal agents, which are restricted for the repayment of Qualified School Construction Bonds (**See Note 7**). The total carrying amounts and related bank balances of these cash and investment accounts are \$2,790,914 as of June 30, 2022.

# RADNOR TOWNSHIP SCHOOL DISTRICT

## NOTES TO FINANCIAL STATEMENTS

June 30, 2022

### (4) CAPITAL ASSETS

Capital asset activity for the year ended June 30, 2022 was as follows:

	<u>Beginning Balance</u>	<u>Increases</u>	<u>Decreases</u>	<u>Ending Balance</u>
<b>Governmental activities</b>				
Capital assets not being depreciated				
Land	\$ 2,952,500	\$ -	\$ -	\$ 2,952,500
Construction in progress	<u>4,839,647</u>	<u>17,710,072</u>	<u>-</u>	<u>22,549,719</u>
<b>Total capital assets not being depreciated</b>	<u>7,792,147</u>	<u>17,710,072</u>	<u>-</u>	<u>25,502,219</u>
Capital assets being depreciated				
Land improvements	8,524,539	-	744	8,523,795
Buildings and improvements	137,576,289	-	-	137,576,289
Furniture and equipment	28,510,416	1,382,884	1,259,486	28,633,814
Right-to-use leased equipment	<u>305,087</u>	<u>-</u>	<u>-</u>	<u>305,087</u>
<b>Total capital assets being depreciated</b>	<u>174,916,331</u>	<u>1,382,884</u>	<u>1,260,230</u>	<u>175,038,985</u>
Less accumulated depreciation for				
Land improvements	(6,217,580)	(291,780)	-	(6,509,360)
Buildings and improvements	(66,387,979)	(3,342,572)	-	(69,730,551)
Furniture and equipment	(24,070,948)	(1,286,166)	(1,084,089)	(24,273,025)
Right-to-use leased equipment	<u>(48,225)</u>	<u>(61,018)</u>	<u>-</u>	<u>(109,243)</u>
<b>Total accumulated depreciation</b>	<u>(96,724,732)</u>	<u>(4,981,536)</u>	<u>(1,084,089)</u>	<u>(100,622,179)</u>
<b>Total capital assets being depreciated, net</b>	<u>78,191,599</u>	<u>(3,598,652)</u>	<u>176,141</u>	<u>74,416,806</u>
<b>Governmental activities, net</b>	<u>\$ 85,983,746</u>	<u>\$ 14,111,420</u>	<u>\$ 176,141</u>	<u>\$ 99,919,025</u>
<b>Business-type activities</b>				
Machinery and equipment	\$ 1,210,540	\$ -	\$ 22,197	\$ 1,188,343
Less accumulated depreciation	<u>(988,803)</u>	<u>(26,069)</u>	<u>(22,197)</u>	<u>(992,675)</u>
<b>Business-type activities, net</b>	<u>\$ 221,737</u>	<u>\$ (26,069)</u>	<u>\$ -</u>	<u>\$ 195,668</u>

Depreciation expense was charged to functions/programs of the District as follows:

<b>Governmental activities</b>	
Instruction	\$3,134,985
Instructional student support	567,005
Administrative and financial support services	501,274
Operation and maintenance of plant services	419,484
Pupil transportation	279,470
Student activities	<u>79,318</u>
<b>Total depreciation expense – governmental activities</b>	<u>\$4,981,536</u>
<b>Business-type activities</b>	
Food service	<u>\$ 26,069</u>

As of June 30, 2022, the District had outstanding construction projects to be completed. Construction commitments and the amounts completed as of June 30, 2022 are as follows:

	<u>Project Amount</u>	<u>Completed Through June 30, 2022</u>	<u>Remaining Commitments</u>
Radnor High School project	\$29,543,069	\$22,549,719	\$6,993,350

# RADNOR TOWNSHIP SCHOOL DISTRICT

## NOTES TO FINANCIAL STATEMENTS

June 30, 2022

### (5) INTERNAL RECEIVABLES, PAYABLES AND TRANSFERS

The composition of interfund balances as of June 30, 2022 is as follows:

<u>Receivable To</u>	<u>Amount</u>	<u>Payable From</u>	<u>Amount</u>
General Fund	\$ <u>37</u>	Food Service Fund	\$ <u>37</u>

Interfund balances between funds represent temporary loans recorded at year-end as the result of a final allocation of expenses.

A summary of interfund transfers for the year ended June 30, 2022 is as follows:

<u>Transfers In</u>	<u>Amount</u>	<u>Transfers Out</u>	<u>Amount</u>
Debt Sinking Fund	\$ 281,389	General Fund	\$ 281,389
Capital Projects Fund	914,092	General Fund	914,092
Non-Major Governmental Fund	<u>25,000</u>	General Fund	<u>25,000</u>
	<u>\$1,220,481</u>		<u>\$1,220,481</u>

Transfers from General Fund represent transfers to subsidize costs associated with the acquisition of capital assets, debt service requirements and the community pool program.

### (6) NONCURRENT LIABILITIES

The following summarizes the changes in noncurrent liabilities for the year ended June 30, 2022:

	<u>Balance July 1, 2021</u>	<u>Increases</u>	<u>Decreases</u>	<u>Balance June 30, 2022</u>	<u>Amount Due Within One Year</u>
<b>Governmental activities</b>					
<b>General obligation debt</b>					
Bonds payable	\$ 85,790,000	\$ -	\$ 2,955,000	\$ 82,835,000	\$3,055,000
Notes payable	11,651,000	-	1,209,000	10,442,000	1,267,000
Qualified school construction bonds	5,065,000	-	-	5,065,000	-
Bond premiums	7,175,762	-	567,012	6,608,750	567,013
Bond discounts	<u>(174,885)</u>	<u>-</u>	<u>(20,973)</u>	<u>(153,912)</u>	<u>(20,973)</u>
<b>Total general obligation debt</b>	<u>109,506,877</u>	<u>-</u>	<u>4,710,039</u>	<u>104,796,838</u>	<u>4,868,040</u>
<b>Other noncurrent liabilities</b>					
Leases payable	916,366	-	281,186	635,180	279,481
Early retirement incentive	195,311	-	35,451	159,860	34,585
Compensated absences	782,527	-	86,557	695,970	36,470
OPEB liability	3,488,079	396,548	209,309	3,675,318	-
Net OPEB liability – PSERS	6,678,243	705,710	-	7,383,953	-
Net pension liability - PSERS	<u>151,782,297</u>	<u>-</u>	<u>23,814,751</u>	<u>127,967,546</u>	<u>-</u>
<b>Total other noncurrent liabilities</b>	<u>163,842,823</u>	<u>1,102,258</u>	<u>24,427,254</u>	<u>140,517,827</u>	<u>350,536</u>
<b>Total governmental activities</b>	<u>273,349,700</u>	<u>1,102,258</u>	<u>29,137,293</u>	<u>245,314,665</u>	<u>5,218,576</u>
<b>Business-type activities</b>					
Net OPEB liability – PSERS	48,007	31,431	-	79,438	-
Net pension liability - PSERS	<u>1,597,238</u>	<u>-</u>	<u>195,028</u>	<u>1,402,210</u>	<u>-</u>
<b>Total business-type activities</b>	<u>1,645,245</u>	<u>31,431</u>	<u>195,028</u>	<u>1,481,648</u>	<u>-</u>
<b>Total noncurrent liabilities</b>	<u>\$274,994,945</u>	<u>\$1,133,689</u>	<u>\$29,332,321</u>	<u>\$246,796,313</u>	<u>\$5,218,576</u>



# RADNOR TOWNSHIP SCHOOL DISTRICT

## NOTES TO FINANCIAL STATEMENTS

June 30, 2022

Noncurrent liabilities of governmental activities are generally liquidated by the General Fund, while noncurrent liabilities of the business-type activities are liquidated by the Food Service Fund.

### (7) GENERAL OBLIGATION DEBT

General obligation debt is a direct obligation of the District for which full faith and credit are pledged and is payable from unrestricted resources. The District has not pledged any assets as collateral for general obligation debt. General obligation debt was issued to finance capital expenditures or to finance the retirement (refund) of prior general obligation debt.

#### Qualified School Construction Bonds

The District participates in the Qualified School Construction Bonds ("**QSCB**") program sponsored by the State Public School Building Authority ("**SPSBA**"). The SPSBA was formed by the Commonwealth of Pennsylvania for the purpose of financing the construction and improvement of public school facilities under the jurisdiction of the Pennsylvania Department of Education. The QSCB program was created by the American Recovery and Reinvestment Act ("**ARRA**") and allows schools to borrow at nominal or zero percent to fund new construction, renovation and rehabilitation of schools as well as the purchase of land and equipment. The SPSBA issues the bonds through the QSCB program and provides loans to schools for qualified projects. Under the QSCB program the SPSBA receives direct interest subsidy payments from the United States Treasury which are then transferred to the borrowers as a reimbursement of the interest portion of their loan repayments. On December 1, 2010, the District borrowed \$1,500,000 from the SPSBA under the QSCB program. The District is required to deposit \$83,333 annually into a sinking fund through the maturity date of September 15, 2028. On November 1, 2011, the District borrowed \$3,565,000 from the SPSBA under the QSCB program. The District is required to deposit \$198,056 annually into a sinking fund through the maturity date of September 12, 2029. Sinking fund deposits are included as restricted assets held by fiscal agent in the accompanying financial statements.

General obligation debt outstanding as of June 30, 2022 consisted of the following:

<u>Description</u>	<u>Interest Rate(s)</u>	<u>Original Issue Amount</u>	<u>Final Maturity</u>	<u>Principal Outstanding</u>
<b>General obligation bonds</b>				
Series of 2014	1.00% - 5.00%	\$15,395,000	10/01/2032	\$ 6,380,000
Series of 2014B	0.18% - 3.20%	\$6,005,000	02/15/2035	5,315,000
Series of 2015A	1.00% - 5.00%	\$15,575,000	11/15/2028	8,180,000
Series of 2015B	2.00% - 3.00%	\$4,125,000	02/15/2026	1,605,000
Series of 2019	2.00% - 3.00%	\$9,210,000	08/15/2032	9,020,000
Series of 2019A	2.00% - 3.00%	\$9,945,000	08/15/2034	9,935,000
Series of 2019B	2.00% - 4.00%	\$17,610,000	02/15/2034	16,875,000
Series of 2021	1.00% - 4.00%	\$25,530,000	08/15/2040	<u>25,525,000</u>
<b>Total general obligation bonds</b>				<u>82,835,000</u>
<b>General obligation notes</b>				
Series of 2017A	1.99%	\$9,810,000	08/01/2028	9,702,000
Series of 2017B	1.75%	\$5,075,000	08/01/2022	<u>740,000</u>
<b>Total general obligation notes</b>				<u>10,442,000</u>
<b>Qualified school construction bonds</b>				
Series of 2010B	6.495%	\$1,500,000	09/15/2028	1,500,000
Series of 2011A	5.088%	\$3,565,000	09/15/2029	<u>3,565,000</u>
<b>Total qualified school construction bonds</b>				<u>5,065,000</u>
<b>Total general obligation debt</b>				<u>\$98,342,000</u>

# RADNOR TOWNSHIP SCHOOL DISTRICT

## NOTES TO FINANCIAL STATEMENTS

June 30, 2022

Annual debt service requirements to maturity on these obligations are as follows:

<u>Year ending June 30,</u>	<u>Principal Maturities</u>	<u>Interest Maturities</u>	<u>Debt Sinking Fund</u>	<u>Total</u>
2023	\$ 4,322,000	\$ 3,296,315	\$ 281,389	\$ 7,899,704
2024	4,491,000	3,135,602	281,388	7,907,990
2025	4,655,000	2,975,624	281,390	7,912,014
2026	4,754,000	2,807,167	281,388	7,842,555
2027	5,016,000	2,665,194	281,389	7,962,583
2028-2032	32,649,000	10,155,608	(4,304,165)	38,500,443
2033-2037	25,050,000	5,360,122	-	30,410,122
2038-2041	<u>17,405,000</u>	<u>1,427,100</u>	<u>-</u>	<u>18,832,100</u>
	<u>\$98,342,000</u>	<u>\$31,822,732</u>	<u>\$(2,897,221)</u>	<u>\$127,267,511</u>

### (8) LEASES PAYABLE

The District has entered into long-term lease agreements for computer, copier, and mail equipment. Initial lease liabilities were recorded in the amount of \$1,188,296. As of June 30, 2022, the value of the lease liabilities is \$635,180. The leases have rate factors ranging from 2.66% to 2.68%. The estimated useful lives of the equipment were 5 years as of their contract commencements. The value of the capital assets as of June 30, 2022 is \$721,081, net of accumulated depreciation of \$467,215, and is included with noncurrent assets on the statement of net position. Future minimum lease payments under these leases are as follows:

<u>Year ending June 30,</u>	
2023	\$288,863
2024	220,559
2025	130,504
2026	13,791
Less: amount representing interest	<u>(18,537)</u>
Present value of minimum lease payments	<u>\$635,180</u>

### (9) EARLY RETIREMENT INCENTIVE

The District from time to time offers additional retirement incentives known as early retirement incentive plans ("**ERIP**") to senior professional staff and administrators contemplating retirement. There is no contractual requirement for the District to offer ERIP incentives. An ERIP is formally approved by School Board action in the year an ERIP plan is implemented.

In order for an employee to retire and participate in a District sponsored ERIP, the District must first decide whether or not to offer an ERIP in the year the employee is retiring and a specified minimum number of employees must opt into the ERIP. The District's various ERIP plans provide for the payment of specific annuity amounts to the participating retiree or the payments of a specified dollar amount to be applied toward participating retiree healthcare premiums through Medicare eligible age.

The District's liability for its ERIP plans has been reported at the discounted present value of expected future benefit payments in the government-wide financial statements. For the year ended June 30, 2022, 2 retirees received benefits under the District's ERIP plans and the District paid \$35,451 in ERIP benefits to retirees.

# RADNOR TOWNSHIP SCHOOL DISTRICT

## NOTES TO FINANCIAL STATEMENTS

June 30, 2022

---

As of June 30, 2022, the District had two ERIP plans in effect. The number of participants and the present value of those benefits as of June 30, 2022 are summarized below:

<u>ERIP Began</u>	<u>Participants</u>	<u>Amount</u>
July 1, 2016	1	\$ 9,530
July 1, 2017	1	<u>150,330</u>
		<u>\$159,860</u>

### (10) OTHER POST-EMPLOYMENT BENEFITS

#### Single-Employer Defined Benefit OPEB Plan

The District's other post-employment benefits ("**OPEB**") include a single-employer defined benefit plan that provides medical insurance to all retirees and their dependents. The School Board has the authority to establish and amend benefit provisions. The OPEB Plan does not issue any financial report and is not included in the report of any public employee retirement system or any other entity.

#### OPEB Plan Membership

Membership in the OPEB plan consisted of the following at July 1, 2020:

Active participants	623
Vested former participants	-
Retired participants	<u>18</u>
Total	<u>641</u>

#### Funding Policy

The District's contributions are funded on a pay-as-you-go basis. The contribution requirements of retirees are established and may be amended by the School Board.

#### OPEB Liability

The District's OPEB liability has been measured as of June 30, 2022. The total OPEB liability was determined by an actuarial valuation as of July 1, 2020, and by rolling forward the liabilities from the July 1, 2020 actuarial valuation through the measurement date. No significant events or changes in assumptions occurred between the valuation date and the fiscal year end. The OPEB liability is \$3,675,318, all of which is unfunded. As of June 30, 2022, the OPEB liability of \$3,675,318 is related to the governmental funds and is recorded in the governmental activities in the government-wide statement of net position (deficit).

The District's change in its OPEB liability for the year ended June 30, 2022 was as follows:

<b>Balance as of July 1, 2021</b>	<u>\$3,488,079</u>
<b>Changes for the year</b>	
Service cost	326,611
Interest on total OPEB liability	69,937
Changes in assumptions	(108,420)
Benefit payments	<u>(100,889)</u>
<b>Net changes</b>	<u>187,239</u>
<b>Balance as of June 30, 2022</b>	<u>\$3,675,318</u>

---

# RADNOR TOWNSHIP SCHOOL DISTRICT

## NOTES TO FINANCIAL STATEMENTS

June 30, 2022

### OPEB Expense, and Deferred Outflows of Resources and Deferred Inflows of Resources Related to OPEB

For the year ended June 30, 2022, the District recognized OPEB expense of \$349,513. At June 30, 2022, the District had deferred outflows of resources and deferred inflows of resources related to the OPEB plan from the following sources:

	<u>Deferred Outflows of Resources</u>	<u>Deferred Inflows of Resources</u>
Difference between expected and actual experience	\$ -	\$531,587
Changes in assumptions	235,827	163,816
Contributions subsequent to the measurement date	<u>159,869</u>	<u>-</u>
	<u>\$395,696</u>	<u>\$695,403</u>

\$159,869 reported as deferred outflows of resources related to OPEB resulting from District contributions subsequent to the measurement date will be recognized as a reduction of the net OPEB liability in the year ended June 30, 2023. Other amounts reported as deferred outflows of resources and deferred inflows of resources related to pensions will be recognized in pension expense as follows:

#### Year ended June 30,

2023	\$ (47,035)
2024	(47,035)
2025	(47,035)
2026	(47,035)
2027	(47,035)
Thereafter	<u>(224,401)</u>
	<u>\$ (459,576)</u>

### Sensitivity of the OPEB Liability to Change in Healthcare Cost Trend Rates

The following presents the OPEB liability for June 30, 2022, calculated using current healthcare cost trends as well as what the OPEB liability would be if health cost trends were 1-percentage point lower or 1-percentage point higher than the current rate:

	<u>1% Decrease</u>	<u>Trend Rate</u>	<u>1% Increase</u>
OPEB liability	<u>\$3,228,716</u>	<u>\$3,675,318</u>	<u>\$4,209,140</u>

### Sensitivity of the OPEB Liability to Changes in the Discount Rate

The following presents the net OPEB liability of the District calculated using the discount rate of 2.28%, as well as what the OPEB liability would be if it were calculated using the discount rate that is one percentage point lower (1.28%) or 1 percentage point higher (3.28%) than the current rate:

	<u>1% Decrease</u>	<u>Current Discount Rate</u>	<u>1% Increase</u>
	<u>1.28%</u>	<u>2.28%</u>	<u>3.28%</u>
OPEB Liability	<u>\$3,936,974</u>	<u>\$3,675,318</u>	<u>\$3,426,546</u>

### Actuarial Methods and Significant Assumptions

The OPEB Liability as of June 30, 2022, was determined by rolling forward the OPEB Liability as of July 1, 2021 to June 30, 2022 using the following actuarial assumptions, applied to all periods included in the measurement:

# RADNOR TOWNSHIP SCHOOL DISTRICT

## NOTES TO FINANCIAL STATEMENTS

June 30, 2022

---

- Actuarial cost method - entry age normal
- Discount rate – 2.28% - Standard and Poor's 20-year municipal bond rate. The discount rate changed from 1.86% to 2.28%.
- Salary growth - effective average of 6.25%, comprised of inflation of 2.50%, 1.00% for real wage growth and 0.00 to 2.75% for merit or seniority increases.
- Assumed healthcare cost trends – 5.50% in 2021 through 2023. Rates gradually decrease from 5.40% in 2024 to 4.00% in 2075 and later based on the Society of Actuaries long-run medical cost trend model.
- Mortality – separate rates are assumed preretirement and postretirement using the rates assumed in the PSERS defined benefit pension plan actuarial valuation. Incorporated into the table are rates projected generationally by the Buck Modified 2016 projection scale to reflect mortality improvement.

### **Cost Sharing Multiple-Employer Defined Benefit OPEB Plan**

For purposes of measuring the net OPEB liability, deferred outflows of resources and deferred inflows of resources related to OPEB, and OPEB expense, information about the fiduciary net position of PSERS and additions to/deductions from PSERS's fiduciary net position have been determined on the same basis as they are reported by PSERS. For this purpose, benefit payments (including refunds of employee contributions) are recognized when due and payable in accordance with the benefit terms. Investments are reported at fair value.

### **Plan Description**

PSERS provides health insurance premium assistance which, is a governmental cost sharing, multiple-employer OPEB plan for all eligible retirees who qualify and elect to participate. Employer contribution rates for health insurance premium assistance are established to provide reserves in the health insurance account that are sufficient for the payment of health insurance premium assistance benefits for each succeeding year. Effective January 1, 2002 under the provisions of Act 9 of 2001, participating eligible retirees are entitled to receive premium assistance payments equal to the lesser of \$100 per month or their out-of-pocket monthly health insurance premium. To receive premium assistance, eligible retirees must obtain their health insurance through either their school employer or the PSERS' health options program. As of June 30, 2021, there were no assumed future benefit increases to participating eligible retirees.

Retirees of PSERS can participate in the health insurance premium assistance program if they satisfy the following criteria:

- Have 24 ½ or more years of service, or
- Are a disability retiree, or
- Have 15 or more years of service and retired after reaching superannuation age, and
- Participate in the PSERS' health options program or employer-sponsored health insurance program.

### **Benefits Provided**

Participating eligible retirees are entitled to receive premium assistance payments equal to the lesser of \$100 per month or their out-of-pocket monthly health insurance premium. To receive premium assistance, eligible retirees must obtain their health insurance through either their school employer or the PSERS' health options program. As of June 30, 2021, there were no assumed future benefit increases to participating eligible retirees.

### **Employer Contributions**

The District's contractually required contribution rate for the fiscal year ended June 30, 2022 was 0.80% of covered payroll, actuarially determined as an amount that, when combined with employee contributions, is expected to finance the costs of benefits earned by employees during the year, with an additional amount to finance any unfunded accrued liability. Contributions to the OPEB plan from the District were \$369,916 for the year ended June 30, 2022.

# RADNOR TOWNSHIP SCHOOL DISTRICT

## NOTES TO FINANCIAL STATEMENTS

June 30, 2022

### OPEB Liabilities, OPEB Expense, and Deferred Outflows of Resources and Deferred Inflows of Resources Related to OPEB

At June 30, 2022, the District reported a liability of \$7,463,391 for its proportionate share of the net OPEB liability. The net OPEB liability was measured as of June 30, 2021, and the total OPEB liability used to calculate the net OPEB liability was determined by rolling forward PSERS' total OPEB liability as of June 30, 2020 to June 30, 2021. The District's proportion of the net OPEB liability was calculated utilizing the employer's one-year reported covered payroll as it relates to the total one-year reported covered payroll. At June 30, 2021, the District's proportion was 0.3149 percent, which was an increase of 0.0036 percent from its proportion measured as of June 30, 2020. As of June 30, 2022, the OPEB liability of \$7,383,953 is related to the governmental funds and is recorded in the governmental activities in the government-wide statement of net position (deficit) and the remaining \$79,438 of the OPEB liability is recorded as a liability in the proprietary fund statement of net position, and in the business-type activities in the government-wide statement of net position (deficit).

For the year ended June 30, 2022, the District recognized OPEB expense of \$427,000. At June 30, 2022, the District reported deferred outflows of resources and deferred inflows of resources related to OPEB from the following sources:

	<u>Deferred Outflows of Resources</u>	<u>Deferred Inflows of Resources</u>
Net difference between expected and actual experience	\$ 69,000	\$ -
Changes in assumptions	795,000	100,000
Net difference between projected and actual investment earnings	15,000	-
Changes in proportions	86,000	93,000
Contributions subsequent to the measurement date	<u>369,916</u>	<u>-</u>
	<u>\$1,334,916</u>	<u>\$193,000</u>

\$369,916 reported as deferred outflows of resources related to OPEB resulting from District contributions subsequent to the measurement date will be recognized as a reduction of the net OPEB liability in the year ended June 30, 2023. Other amounts reported as deferred outflows of resources and deferred inflows of resources related to OPEB will be recognized in OPEB expense as follows:

#### Year ended June 30,

2023	\$101,000
2024	99,000
2025	168,000
2026	159,000
2027	135,000
Thereafter	<u>110,000</u>
	<u>\$772,000</u>

### Actuarial Assumptions

The OPEB liability as of June 30, 2021, was determined by rolling forward the PSERS' OPEB liability as of June 30, 2020 to June 30, 2021 using the following actuarial assumptions, applied to all periods included in the measurement:

- Actuarial cost method - entry age normal - level % of pay
- Investment return – 2.18% - Standard & Poor's 20-year municipal bond rate
- Salary growth - Effective average of 4.50%, comprised of inflation of 2.50% and 2.00% for real wage growth and for merit or seniority increases.

# RADNOR TOWNSHIP SCHOOL DISTRICT

## NOTES TO FINANCIAL STATEMENTS

June 30, 2022

---

- Premium assistance reimbursement is capped at \$1,200 per year.
- Assumed healthcare cost trends were applied to retirees with less than \$1,200 in premium assistance per year.
- Mortality rates were based on a blend of 50% PubT-2010 and 50% PubG-2010 Retiree Tables for Males and Females, adjusted to reflect PSERS' experience and projected using a modified version of the MP-2020 Improvement Scale.

Participation rate:

- Eligible retirees will elect to participate pre age 65 at 50%
- Eligible retirees will elect to participate post age 65 at 70%

The actuarial assumptions used in the June 30, 2021 valuation were based on the results of an actuarial experience study that was performed for the five-year period June 30, 2020.

The following assumptions were used to determine the contribution rate:

- The results of the actuarial valuation as of June 30, 2019 determined the employer contribution rate for fiscal year 2021.
- Cost method - amount necessary to assure solvency of premium assistance through the third fiscal year after the valuation date.
- Asset valuation method: market value.
- Participation rate: 63% of eligible retirees are assumed to elect premium assistance.
- Mortality tables for males and females, adjusted to reflect PSERS' experience and projected using a modified version of the MP-2015 mortality improvement scale.

Investments consist primarily of short term assets designed to protect the principal of the OPEB plan assets. The expected rate of return on OPEB plan investments was determined using the OPEB asset allocation policy and best estimates of geometric real rates of return for each asset class.

The OPEB plan's policy in regard to the allocation of invested plan assets is established and may be amended by the Board. Under the program, as defined in the retirement code employer contribution rates for health insurance premium assistance are established to provide reserves in the health insurance account that are sufficient for the payment of health insurance premium assistance benefits for each succeeding year.

<u>OPEB – Asset Class</u>	<u>Target Allocation</u>	<u>Long-Term Expected Real Rate of Return</u>
Cash	79.80%	0.10 %
US Core Fixed Income	17.50%	0.70 %
Non-US Developed Fixed	<u>2.70%</u>	(0.30)%
	<u>100.00%</u>	

The above was the Board's adopted asset allocation policy and best estimates of geometric real rates of return for each major asset class as of June 30, 2021.

### Discount Rate

The discount rate used to measure the OPEB liability was 2.18%. Under the OPEB plan's funding policy, contributions are structured for short term funding of health insurance premium assistance. The funding policy sets contribution rates necessary to assure solvency of health insurance premium assistance through the third fiscal year after the actuarial valuation date. The health insurance premium assistance account is funded to establish reserves that are sufficient for the payment of health insurance premium assistance benefits for each succeeding year.

---

# RADNOR TOWNSHIP SCHOOL DISTRICT

## NOTES TO FINANCIAL STATEMENTS

June 30, 2022

---

Due to the short term funding policy, the OPEB plan's fiduciary net position was not projected to be sufficient to meet projected future benefit payments, therefore the OPEB plan is considered a "pay-as-you-go" plan. A discount rate of 2.18% which represents the Standard & Poor's 20 year municipal bond rate at June 30, 2021, was applied to all projected benefit payments to measure the total OPEB liability.

### **Sensitivity of District's Proportionate Share of the Net OPEB Liability to Change in Healthcare Cost Trend Rates**

Healthcare cost trends were applied to retirees receiving less than \$1,200 in annual health insurance premium assistance. As of June 30, 2021, retirees health insurance premium assistance benefits are not subject to future healthcare cost increases. The healthcare insurance premium assistance reimbursement for qualifying retirees is capped at a maximum of \$1,200. The actual number of retirees receiving less than the \$1,200 per year cap is a small percentage of the total population and has a minimal impact on healthcare cost trends as depicted below.

The following presents the net OPEB liability for June 30, 2021, calculated using current healthcare cost trends as well as what net OPEB liability would be if health cost trends were 1-percentage point lower or 1-percentage point higher than the current rate:

	<b><u>1% Decrease</u></b>	<b><u>Trend Rate</u></b>	<b><u>1% Increase</u></b>
District's proportionate share of the net OPEB liability	<u>\$7,462,544</u>	<u>\$7,463,391</u>	<u>\$7,464,059</u>

### **Sensitivity of the District's Proportionate Share of the Net OPEB Liability to Changes in the Discount Rate**

The following presents the net OPEB liability, calculated using the discount rate of 2.18%, as well as what the net OPEB liability would be if it were calculated using a discount rate that is 1-percentage point lower (1.18%) or 1-percentage-point higher (3.18%) than the current rate:

	<b><u>1% Decrease 1.18%</u></b>	<b><u>Current Discount Rate 2.18%</u></b>	<b><u>1% Increase 3.18%</u></b>
District's proportionate share of the net OPEB liability	<u>\$8,565,173</u>	<u>\$7,463,391</u>	<u>\$6,555,909</u>

### **OPEB Plan Fiduciary Net Position**

Detailed information about PSERS' fiduciary net position is available in PSERS Comprehensive Annual Financial Report which can be found on PSERS's website at [www.psers.pa.gov](http://www.psers.pa.gov).

## (11) PENSION PLAN

For purposes of measuring the net pension liability, deferred outflows of resources and deferred inflows of resources related to pensions, and pension expense, information about the fiduciary net position of the Public School Employees' Retirement System ("**PSERS**") and additions to/deductions from PSERS's fiduciary net position have been determined on the same basis as they are reported by PSERS. For this purpose, benefit payments (including refunds of employee contributions) are recognized when due and payable in accordance with the benefit terms. Investments are reported at fair value.

### **Plan Description**

PSERS is a governmental cost-sharing multi-employer defined benefit pension plan that provides retirement benefits to public school employees of the Commonwealth of Pennsylvania. The members eligible to participate in PSERS include all full-time public employees, part-time hourly public school employees who render at least 500 hours of service in the school year, and part-time per diem public school employees who render at least 80 days of service in the school year in any of the reporting entities in Pennsylvania. PSERS issues a publicly available financial report that can be obtained at [www.psers.state.pa.us](http://www.psers.state.pa.us).

---



# RADNOR TOWNSHIP SCHOOL DISTRICT

## NOTES TO FINANCIAL STATEMENTS

June 30, 2022

---

### **Benefits Provided**

PSERS provides retirement, disability, and death benefits. Members are eligible for monthly retirement benefits upon reaching (a) age 62 with at least 1 year credited service; (b) age 60 with 30 more years of credited service; or (c) 35 or more years of service regardless of age. Act 120 of 2010 (Act 120) preserves the benefits of existing members and introduced benefit reductions for individuals who become new members on or after July 1, 2011. Act 120 created two membership classes, Membership Class T-E (Class T-E) and Membership Class T-F (Class T-F). To qualify for normal retirement, Class T-E and Class T-F members must work until age 65 with a minimum of 3 years of service or attain a total combination of age and service that is equal to or greater than 92 with a minimum of 35 years of service. Benefits are generally equal to 2.00% or 2.50%, depending upon membership class, of the member's final average salary (as defined in the code) multiplied by the number of years of credited service. For members whose membership started prior to July 1, 2011, after completion of five years of service, a member's right to the defined benefits is vested and early retirement benefits may be elected. For Class T-E and Class T-F members, the right to benefits is vested after ten years of service.

Participants are eligible for disability retirement benefits after completion of five years of credited service. Such benefits are generally equal to 2% or 2.5%, depending upon membership class, of the member's final average salary (as defined in the code) multiplied by the number of years of credited service, but not less than one-third of such salary nor greater than the benefit the member would have had at normal retirement age. Members over normal retirement age may apply for disability benefits.

Death benefits are payable upon the death of an active member who has reached age 62 with at least one year of credited service (age 65 with at least three years of credited service for Class T-E and Class T-F members) or who has at least five years of credited service (ten years for Class T-E and Class T-F members). Such benefits are actuarially equivalent to the benefit that would have been effective if the member had retired on the day before death.

### **Contributions**

#### **Member Contributions**

Active members who joined the system prior to July 22, 1983, contribute at 5.25% (Membership Class T-C) or at 6.50% (Membership Class T-D) of the member's qualifying compensation.

Members who joined the system on or after July 22, 1983 and who were active or inactive as of July 1, 2001, contribute at 6.25% (Membership Class T-C) or at 7.50% (Membership Class T-D) of the member's qualifying compensation.

Members who joined the system after June 30, 2001 and before July 1, 2011, contribute at 7.50% (automatic Membership Class T-D). For all new hires and for members who elected Class T-D membership, the higher contribution rates began with service rendered on or after January 1, 2002.

Members who joined the system after June 30, 2011, automatically contribute at the Membership Class T-E rate of 7.5% (base rate) of the member's qualifying compensation. All new hires after June 30, 2011, who elect T-F membership, contribute at 10.3% (base rate) of the member's qualifying compensation. Membership Class T-E and T-F are affected by a "shared risk" provision in Act 120 of 2010 that in future fiscal years could cause Membership Class T-E contribution rate to fluctuate between 7.50% and 9.50% and Membership Class T-F contribution rate to fluctuate between 10.30% and 12.30%.

Employees who become an active member of PSERS on or after July 1, 2019, are enrolled in a hybrid plan that has a defined benefit and defined contribution component. Members who joined PSERS after June 30, 2019, automatically contribute at the Membership Class T-G rate of 8.25% (base rate), including a 2.75% defined contribution component of the member's qualifying compensation. All new hires after June 30, 2019, who elect T-H membership, contribute at 7.50% (base rate), including a 3.00% defined contribution component of the member's qualifying compensation. Membership Class T-G and T-H are affected by a "shared risk" provision in Act 120 of 2010 that in future fiscal years could cause Membership Class T-G contribution rate to fluctuate between 5.50% and 8.50% and Membership Class T-H contribution rate to fluctuate between 4.50% and 7.50%. All new members can also elect a DC membership and contribute at 7.50% (base rate) to a defined contribution plan that has no defined benefit component.

# RADNOR TOWNSHIP SCHOOL DISTRICT

## NOTES TO FINANCIAL STATEMENTS

June 30, 2022

---

### Employer Contributions

The District's contractually required contribution rate for fiscal year ended June 30, 2022 was 34.14% of covered payroll, actuarially determined as an amount that, when combined with employee contributions, is expected to finance the costs of benefits earned by employees during the year, with an additional amount to finance any unfunded accrued liability. Contributions to the pension plan from the District were \$15,786,175 for the year ended June 30, 2022.

### Pension Liabilities, Pension Expense, and Deferred Outflows of Resources and Deferred Inflows of Resources Related to Pensions

At June 30, 2022, the District reported a liability of \$129,369,756 for its proportionate share of the net pension liability. The net pension liability was measured as of June 30, 2021, and the total pension liability used to calculate the net pension liability was determined by rolling forward PSERS' total pension liability as of June 30, 2020 to June 30, 2021. The District's proportion of the net pension liability was calculated utilizing the employer's one-year reported covered payroll as it relates to the total one-year reported covered payroll. At June 30, 2021, the District's proportion was 0.3151 percent, which was an increase of 0.0036 percent from its proportion measured as of June 30, 2020. As of June 30, 2022, the net pension liability of \$127,967,546 is related to the governmental funds and is recorded in the governmental activities in the government-wide statement of net position (deficit) and the remaining \$1,402,210 of the net pension liability is recorded as a liability in the proprietary fund statement of net position (deficit), and in the business-type activities in the government-wide statement of net position (deficit).

For the year ended June 30, 2022, the District recognized net pension expense of \$8,007,000. At June 30, 2022, the District reported deferred outflows of resources and deferred inflows of resources related to pensions from the following sources:

	<u>Deferred Outflows of Resources</u>	<u>Deferred Inflows of Resources</u>
Difference between expected and actual experience	\$ 95,000	\$ 1,700,000
Changes in assumptions	6,275,000	-
Net difference between projected and actual investment earnings	-	20,593,000
Changes in proportions	1,682,000	35,000
Contributions subsequent to the measurement date	<u>15,786,175</u>	<u>-</u>
	<u>\$23,838,175</u>	<u>\$22,328,000</u>

\$15,786,175 reported as deferred outflows of resources related to pensions resulting from District contributions subsequent to the measurement date will be recognized as a reduction of the net pension liability in the year ended June 30, 2023. Other amounts reported as deferred outflows of resources and deferred inflows of resources related to pensions will be recognized in pension expense as follows:

### Year ended June 30,

2023	\$ (3,665,000)
2024	(1,887,000)
2025	(2,071,000)
2026	<u>(6,653,000)</u>
	<u>\$(14,276,000)</u>

---

# RADNOR TOWNSHIP SCHOOL DISTRICT

## NOTES TO FINANCIAL STATEMENTS

June 30, 2022

---

### Actuarial Assumptions

The total pension liability as of June 30, 2021 was determined by rolling forward PSERS' total pension liability at June 30, 2020 to June 30, 2021 using the following actuarial assumptions, applied to all periods included in the measurement:

- Valuation date – June 30, 2020
- Actuarial cost method – entry age normal – level % of pay
- Investment return – 7.00%, includes inflation at 2.50%
- Salary growth – Effective average of 4.50%, comprised of inflation of 2.50% and 2.00% for real wage growth and for merit or seniority increases.
- Mortality rates were based on a blend of 50% PubT-2010 and 50% PubG-2010 retiree tables for males and females, adjusted to reflect PSERS' experience and projected using a modified version of the MP-2020 improvement scale.
- The discount rate used to measure the total pension liability decreased from 7.25% as of June 30, 2020 to 7.00% as of June 30, 2021.
- Demographic and economic assumptions approved by the Board for use effective with the June 30, 2021 actuarial valuation:
  - Salary growth rate - decreased from 5.00% to 4.50%.
  - Real wage growth and merit or seniority increases (components for salary growth) - decreased from 2.75% and 2.25% to 2.50% and 2.00%, respectively.
  - Mortality rates - Previously based on the RP-2014 mortality tables for males and females, adjusted to reflect PSERS' experience and projected using a modified version of the MP-2015 mortality improvement scale. Effective with the June 30, 2021 actuarial valuation, mortality rates are based on a blend of 50% PubT-2010 and 50% PubG-2010 retiree tables for males and females, adjusted to reflect PSERS' experience and projected using a modified version of the MP-2020 improvement scale.

The actuarial assumptions used in the June 30, 2021 valuation were based on the results of an actuarial valuation experience study that was performed for the five year period ending June 30, 2020.

The long-term expected rate of return on pension plan investments was determined using a building-block method in which best-estimate ranges of expected future real rates of return (expected returns net of pension plan investment expense and inflation) are developed for each major asset class. These ranges are combined to produce the long-term expected rate of return by weighting the expected future real rates of return by the target asset allocation percentage and by adding expected inflation.

The pension plan's policy in regard to the allocation of invested plan assets is established and may be amended by the board. Plan assets are managed with a long-term objective of achieving and maintaining a fully funded status for the benefits provided through the pension.

<u>Asset Class</u>	<u>Target Allocation</u>	<u>Long-Term Expected Real Rate of Return</u>
Global public equity	27.0 %	5.2%
Private equity	12.0 %	7.3%
Fixed income	35.0 %	1.8%
Commodities	10.0 %	2.0%
Absolute return	8.0 %	3.1%
Infrastructure/MLPs	8.0 %	5.1%
Real estate	10.0 %	4.7%
Cash	3.0 %	0.1%
Leverage	<u>(13.0)%</u>	0.1%
	<u>100.0 %</u>	

---

# RADNOR TOWNSHIP SCHOOL DISTRICT

## NOTES TO FINANCIAL STATEMENTS

June 30, 2022

---

The above was the PSERS Board's adopted asset allocation policy and best estimates of geometric real rates of return for each major asset class as of June 30, 2021.

### Discount Rate

The discount rate used to measure the total pension liability was 7.00%. The projection of cash flows used to determine the discount rate assumed that contributions from plan members will be made at the current contribution rate and that contributions from employers will be made at contractually required rates, actuarially determined. Based on those assumptions, the pension plan's fiduciary net position was projected to be available to make all projected future benefit payments of current plan members. Therefore, the long-term expected rate of return on pension plan investments was applied to all periods of projected benefit payments to determine the total pension liability.

### Sensitivity of the District's Proportionate Share of the Net Pension Liability to Changes in the Discount Rate

The following represents the net pension liability, calculated using the discount rate of 7.00%, as well as what the net pension liability would be if it were calculated using a discount rate that is 1-percentage point lower (6.00%) or 1-percentage point higher (8.00%) than the current rate:

	<u>1% Decrease</u> <u>6.00%</u>	<u>Current</u> <u>Discount</u> <u>Rate</u> <u>7.00%</u>	<u>1% Increase</u> <u>8.00%</u>
District's proportionate share of the net pension liability	<u>\$169,802,528</u>	<u>\$129,369,756</u>	<u>\$95,262,715</u>

### Pension Plan Fiduciary Net Position

Detailed information about the PSERS' fiduciary net position is available in PSERS Comprehensive Annual Financial Report which can be found on the system's website at [www.psers.state.pa.us](http://www.psers.state.pa.us).

## (12) JOINT VENTURES AND JOINTLY GOVERNED ORGANIZATION

### Delaware County Vocational Technical School and Delaware Vocational Technical School Authority

The District and the other fourteen Delaware County school districts participate in the Delaware County Vocational Technical School (the "**DCVTS**"). The DCVTS provides vocational-technical training and education to students of the participating school districts. The DCVTS is controlled by a joint Board comprised of representative school board members of the participating school districts. District oversight of the DCVTS operations is the responsibility of the joint board. The District's share of operating costs for the DCVTS fluctuates based on the District's percentage of enrollment. The District's share of operating costs for 2021-2022 was \$375,220.

The District and the other fourteen Delaware County school districts also participate in a joint venture for the operation of the Delaware County Vocational-Technical School Authority (the "**DCVTSA**"). The DCVTSA oversees acquiring, holding, constructing, improving and maintaining the DCVTSA school buildings. The DCVTSA is controlled by a joint board comprised of representative school board members of the participating school districts in the DCVTS. During 2021-2022, the District did not have any financial transactions with the DCVTS.

Both the DCVTS and the DCVTSA prepare financial statements that are available to the public from their administrative offices located at 200 Yale Avenue, Morton, Pennsylvania 19070.

# RADNOR TOWNSHIP SCHOOL DISTRICT

## NOTES TO FINANCIAL STATEMENTS

June 30, 2022

---

### Delaware County Community College

The District and twelve other Delaware County schools sponsor the Delaware County Community College (the "DCCC"). The DCCC provides higher education programs to the residents of southeastern Pennsylvania. Sponsoring school districts pay a share of the DCCC's operating and debt service costs which fluctuate based on each District's certified market values and in return residents of each of the sponsoring school districts pay a reduced cost to participate in DCCC higher education programs. The sponsoring school districts have also entered into a long-term lease agreement with the DCCC to provide rental payments sufficient to retire the DCCC's outstanding debt obligations. The lease agreement expires in 2032-2033 unless the debt is retired earlier. The District's share of operating costs and rent expense for 2021-2022 was \$1,194,382.

The DCCC prepares financial statements that are available to the public from their administrative offices located at 901 South Media Line Road, Media, Pennsylvania 19063.

The District's future annual lease payments to DCCC are as follows:

#### Year ending June 30,

2023	\$ 277,928
2024	256,914
2025	256,653
2026	256,686
2027	256,566
2028-2032	1,283,719
2033-2035	<u>387,207</u>
	<u>\$2,975,673</u>

### Delaware County Intermediate Unit

The District and the other Delaware County school districts are participating members of the Delaware County Intermediate Unit (the "DCIU"). The DCIU is a regional educational service agency, established by the Commonwealth of Pennsylvania, which is governed by a joint committee consisting of School Board members from each participating district. The School Board of each participating district must approve the annual operating budget of the DCIU, but the participating districts have no ongoing fiduciary interest or responsibility to the DCIU. The DCIU is a self-sustaining organization that provides a broad array of services to participating districts which include: curriculum development and instructional improvement; educational planning services; instructional material; continuing professional development; pupil personnel services; management services and state and federal liaison services. During 2021-2022, the District contracted with the DCIU for special education services which totaled \$1,648,154.

## (13) CONTINGENCIES AND COMMITMENTS

### Government Grants and Awards

The District receives federal, state and local funding under a number of programs. Payments made by these sources under contractual agreements are provisional and subject to redetermination based on filing of reports and audits of those reports. Final settlements due from or to these sources are recorded in the year in which the related services are performed. Any adjustments resulting from subsequent examinations are recognized in the year in which the results of such examinations become known. District officials do not expect any significant adjustments as a result of these examinations.

### Litigation

The District is a defendant in various matters of litigation and claims. These matters result from the normal course of business. It is not presently possible to determine the ultimate outcome or settlement cost, if any, of these matters.

---

# RADNOR TOWNSHIP SCHOOL DISTRICT

## NOTES TO FINANCIAL STATEMENTS

June 30, 2022

---

### (14) RISK MANAGEMENT

The District is exposed to various risks of loss related to torts; theft of, damage to and destruction of assets; errors and omissions; injuries to employees; and natural disasters. Significant losses are covered by commercial insurance for all major programs, including workers compensation and employee health accident insurance. For insured programs, there were no significant reductions in insurance coverages during the 2021-2022 year. Settlement amounts have not exceeded insurance coverage for the current year or the three prior years.

The District participates in a consortium with other participating school districts and educational agencies from Delaware County to provide self-insurance programs for health and prescription insurance coverage and related expenses for eligible employees, spouses and dependents. Accordingly, benefit payments plus an administrative charge are made to a third-party administrator, who approves and processes all claims. Since the District has not transferred its risk to the other participants in the consortium, GASB requires that it recognize and measure its claims, liabilities and related expenses. The District accounts for its participation in the consortium in the Internal Service Fund in the accompanying financial statements.

The following table presents the components of the self-insurance claims surplus (liability) and the related changes in the claims surplus (liability) for the year ended June 30, 2022 and 2021:

	<u>2022</u>	<u>2021</u>
Insurance claims surplus (liability) – beginning of year	\$ 8,355,732	\$ 7,128,608
Current year insurance claims, fees and changes in estimates	(11,126,719)	(9,989,340)
Insurance claims and fees paid	<u>11,836,395</u>	<u>11,216,464</u>
Insurance claims surplus (liability) – end of year	<u>\$ 9,065,408</u>	<u>\$ 8,355,732</u>

### (15) PRIOR PERIOD RESTATEMENT

As a result of the implementation of GASB Statement No. 87, the District made a prior period adjustment to record its leased assets and financing lease liabilities related to lessee agreements. This prior period adjustment and its effect on net position at July 1, 2021 are summarized in the following table:

	<u>Governmental Activities</u>	<u>Business- Type Activities</u>	<u>Totals</u>
Net position (deficit) at June 30, 2021, as previously stated	\$(94,785,292)	\$(755,322)	\$(95,540,614)
Prior period adjustment to			
Record financing leases	(916,366)	-	(916,366)
Record leased capital assets	<u>256,862</u>	<u>-</u>	<u>256,862</u>
Net position (deficit) at June 30, 2021, as restated	<u>\$(95,444,796)</u>	<u>\$(755,322)</u>	<u>\$(96,200,118)</u>

### (16) SUBSEQUENT EVENTS

Management has evaluated subsequent events through November 21, 2022, the date on which the financial statements were available to be issued. No material subsequent events have occurred since June 30, 2022 that required recognition or disclosure in the financial statements.

**REQUIRED SUPPLEMENTARY INFORMATION**

# RADNOR TOWNSHIP SCHOOL DISTRICT

## BUDGETARY COMPARISON SCHEDULE - GENERAL FUND

Year ended June 30, 2022

	<u>Original Budget</u>	<u>Final Budget</u>	<u>Actual</u>	<u>Variance with Final Budget Positive (Negative)</u>
<b>REVENUES</b>				
Local sources	\$ 86,501,497	\$ 86,501,497	\$ 89,072,775	\$ 2,571,278
State sources	16,241,674	16,241,674	15,790,164	(451,510)
Federal sources	1,825,001	1,825,001	3,510,846	1,685,845
<b>Total revenues</b>	<u>104,568,172</u>	<u>104,568,172</u>	<u>108,373,785</u>	<u>3,805,613</u>
<b>EXPENDITURES</b>				
<b>Instruction</b>				
Regular programs	43,092,950	43,040,059	43,936,981	(896,922)
Special programs	14,423,543	14,394,451	14,275,753	118,698
Vocational programs	388,310	388,310	375,220	13,090
Other instructional programs	56,950	57,450	366,407	(308,957)
Nonpublic school programs	-	18,110	40,913	(22,803)
Higher education programs	1,194,381	1,194,381	1,194,382	(1)
<b>Total instruction</b>	<u>59,156,134</u>	<u>59,092,761</u>	<u>60,189,656</u>	<u>(1,096,895)</u>
<b>Support services</b>				
Pupil personnel services	4,937,278	4,952,582	5,050,567	(97,985)
Instructional staff services	5,352,510	5,399,212	4,390,745	1,008,467
Administrative services	6,199,336	6,217,129	6,316,349	(99,220)
Pupil health	1,525,252	1,525,252	1,436,690	88,562
Business services	1,147,868	1,147,868	1,149,485	(1,617)
Operation and maintenance of plant services	8,977,620	8,977,620	9,327,271	(349,651)
Student transportation services	4,967,533	4,967,533	5,238,605	(271,072)
Support services - central	2,132,109	2,132,109	2,080,268	51,841
Other support services	79,667	79,667	81,576	(1,909)
<b>Total support services</b>	<u>35,319,173</u>	<u>35,398,972</u>	<u>35,071,556</u>	<u>327,416</u>
<b>Operation of non-instructional services</b>				
Student activities	1,527,446	1,511,020	1,521,722	(10,702)
<b>Debt service</b>	<u>8,004,755</u>	<u>8,004,755</u>	<u>7,725,366</u>	<u>279,389</u>
<b>Total expenditures</b>	<u>104,007,508</u>	<u>104,007,508</u>	<u>104,508,300</u>	<u>(500,792)</u>
<b>Excess (deficiency) of revenues over (under) expenditures</b>	<u>560,664</u>	<u>560,664</u>	<u>3,865,485</u>	<u>3,304,821</u>
<b>OTHER FINANCING SOURCES (USES)</b>				
Sale of capital assets	-	-	23,606	23,606
Insurance recoveries	-	-	1,056	1,056
Transfers out	(939,092)	(939,092)	(1,220,481)	(281,389)
Budgetary reserve	(1,088,309)	(1,088,309)	-	1,088,309
<b>Total other financing sources (uses)</b>	<u>(2,027,401)</u>	<u>(2,027,401)</u>	<u>(1,195,819)</u>	<u>831,582</u>
<b>NET CHANGE IN FUND BALANCE</b>	<u>\$ (1,466,737)</u>	<u>\$ (1,466,737)</u>	2,669,666	<u>\$ 4,136,403</u>
<b>FUND BALANCE</b>				
Beginning of year			28,651,683	
<b>End of year</b>			<u>\$ 31,321,349</u>	



# RADNOR TOWNSHIP SCHOOL DISTRICT

## SCHEDULE OF THE DISTRICT'S PROPORTIONATE SHARE OF THE NET PENSION LIABILITY - PSERS

Year ended June 30

	Measurement Date							
	<u>2021</u>	<u>2020</u>	<u>2019</u>	<u>2018</u>	<u>2017</u>	<u>2016</u>	<u>2015</u>	<u>2014</u>
District's proportion of the net pension liability	0.3151%	0.3115%	0.3099%	0.3102%	0.3157%	0.3221%	0.3147%	0.3066%
District's proportionate share of the net pension liability	\$ 129,369,756	\$ 153,379,535	\$ 144,979,302	\$ 148,911,401	\$ 155,919,000	\$ 159,623,000	\$ 136,313,000	\$ 121,355,000
District's covered-employee payroll	\$ 44,644,923	\$ 43,688,025	\$ 42,742,444	\$ 41,770,144	\$ 42,030,698	\$ 41,716,998	\$ 40,491,077	\$ 39,126,733
District's proportionate share of the net pension liability as a percentage of its covered-employee payroll	289.77%	351.08%	339.19%	356.50%	370.96%	382.63%	336.65%	310.16%
Plan fiduciary net position as a percentage of the total pension liability	63.67%	54.32%	55.66%	54.00%	51.84%	50.14%	54.36%	57.24%

In accordance with GASB Statement No. 68, this schedule has been prepared prospectively. This schedule will accumulate each year until sufficient information to present a ten-year trend is available.

**RADNOR TOWNSHIP SCHOOL DISTRICT**

**SCHEDULE OF THE DISTRICT'S PENSION PLAN CONTRIBUTIONS - PSERS**

**Year ended June 30**

	<b>Measurement Date</b>							
	<u>2021</u>	<u>2020</u>	<u>2019</u>	<u>2018</u>	<u>2017</u>	<u>2016</u>	<u>2015</u>	<u>2014</u>
Contractually required contribution	\$ 14,974,245	\$ 14,552,186	\$ 13,878,053	\$ 13,162,803	\$ 12,075,000	\$ 10,247,000	\$ 8,126,000	\$ 6,108,000
Contributions in relation to the contractually required contribution	<u>\$ 14,974,245</u>	<u>\$ 14,552,186</u>	<u>\$ 13,902,694</u>	<u>\$ 13,166,433</u>	<u>\$ 12,056,294</u>	<u>\$ 10,122,168</u>	<u>\$ 8,411,374</u>	<u>\$ 6,294,135</u>
Contribution deficiency (excess)	-	-	(24,641)	(3,630)	18,706	124,832	(285,374)	(186,135)
District's covered-employee payroll	\$ 44,644,923	\$ 43,688,025	\$ 42,742,444	\$ 41,770,144	\$ 42,030,698	\$ 41,716,998	\$ 40,491,077	\$ 39,126,733
Contributions as a percentage of covered-employee payroll	33.54%	33.31%	32.47%	31.52%	28.68%	24.26%	20.77%	16.09%

In accordance with GASB Statement No. 68, this schedule has been prepared prospectively. This schedule will accumulate each year until sufficient information to present a ten-year trend is available.

# RADNOR TOWNSHIP SCHOOL DISTRICT

## SCHEDULE OF CHANGES IN OPEB LIABILITY - SINGLE EMPLOYER PLAN

Year ended June 30

	<u>2022</u>	<u>2021</u>	<u>2020</u>	<u>2019</u>	<u>2018</u>
<b>TOTAL OPEB LIABILITY</b>					
Service cost	\$ 326,611	\$ 242,929	\$ 239,203	\$ 304,177	\$ 280,485
Interest on total OPEB liability	69,937	118,826	101,476	122,133	84,585
Changes of benefit terms	-	-	-	(217,199)	-
Differences between expected and actual experience	-	(208,907)	-	(532,232)	-
Changes of assumptions	(108,420)	109,707	(84,982)	4,926	239,516
Benefit payments	<u>(100,889)</u>	<u>(148,420)</u>	<u>(104,271)</u>	<u>(124,662)</u>	<u>(121,608)</u>
<b>Net change in total OPEB liability</b>	187,239	114,135	151,426	(442,857)	482,978
<b>Total OPEB liability, beginning</b>	<u>3,488,079</u>	<u>3,373,944</u>	<u>3,222,518</u>	<u>3,665,375</u>	<u>3,182,397</u>
<b>Total OPEB liability, ending</b>	<u>\$ 3,675,318</u>	<u>\$ 3,488,079</u>	<u>\$ 3,373,944</u>	<u>\$ 3,222,518</u>	<u>\$ 3,665,375</u>
<b>Fiduciary net position as a % of total OPEB liability</b>	0.00%	0.00%	0.00%	0.00%	0.00%
<b>Covered payroll</b>	\$ 42,721,551	\$ 42,721,551	\$ 35,537,589	\$ 35,537,589	\$ 34,259,984
<b>Net OPEB liability as a % of covered payroll</b>	8.60%	8.16%	9.49%	9.07%	10.70%

In accordance with GASB Statement No. 75, this schedule has been prepared prospectively. This schedule will accumulate each year until sufficient information to present a ten-year trend is available.

# RADNOR TOWNSHIP SCHOOL DISTRICT

## SCHEDULE OF THE DISTRICT'S PROPORTIONATE SHARE OF THE NET OPEB LIABILITY -PSERS

Year ended June 30

	Measurement Date				
	<u>2021</u>	<u>2020</u>	<u>2019</u>	<u>2018</u>	<u>2017</u>
District's proportion of the net OPEB liability	0.3149%	0.3113%	0.3099%	0.3102%	0.3157%
District's proportionate share of the net OPEB liability	\$ 7,463,391	\$ 6,726,250	\$ 6,591,083	\$ 6,467,512	\$ 6,432,000
District's covered-employee payroll	\$ 44,644,923	\$ 43,688,025	\$ 42,742,444	\$ 41,770,144	\$ 42,030,698
District's proportionate share of the net OPEB liability as a percentage of its covered-employee payroll	16.72%	15.40%	15.42%	15.48%	15.30%
Plan fiduciary net position as a percentage of the total OPEB liability	5.30%	5.69%	5.56%	5.56%	5.30%

In accordance with GASB Statement No. 75, this schedule has been prepared prospectively. This schedule will accumulate each year until sufficient information to present a ten-year trend is available.

# RADNOR TOWNSHIP SCHOOL DISTRICT

## SCHEDULE OF THE DISTRICT'S OPEB PLAN CONTRIBUTIONS - PSERS

Year ended June 30

	Measurement Date				
	<u>2021</u>	<u>2020</u>	<u>2019</u>	<u>2018</u>	<u>2017</u>
Contractually required contribution	\$ 366,433	\$ 366,472	\$ 355,056	\$ 347,000	\$ 349,000
Contributions in relation to the contractually required contribution	<u>\$ 366,433</u>	<u>\$ 366,472</u>	<u>\$ 353,964</u>	<u>\$ 344,302</u>	<u>\$ 342,696</u>
Contribution deficiency (excess)	-	-	1,092	2,698	6,304
District's covered-employee payroll	\$ 44,644,923	\$ 43,688,025	\$ 42,742,444	\$ 41,770,144	\$ 42,030,698
Contributions as a percentage of covered-employee payroll	0.82%	0.84%	0.83%	0.82%	0.82%

In accordance with GASB Statement No. 75, this schedule has been prepared prospectively. This schedule will accumulate each year until sufficient information to present a ten-year trend is available.

**SINGLE AUDIT**

# RADNOR TOWNSHIP SCHOOL DISTRICT

## SCHEDULE OF EXPENDITURES OF FEDERAL AWARDS AND CERTAIN STATE GRANTS

Year ended June 30, 2022

<u>Federal Grantor/Pass-Through Grantor/Project Title</u>	<u>Source Code</u>	<u>Federal ALN</u>	<u>Pass-Through Grantor's Number</u>	<u>Grant Period Beginning/Ending Dates</u>	<u>Grant Amount</u>	<u>Total Received for Year</u>	<u>Accrued (Deferred) Revenue July 1, 2021</u>	<u>Revenue Recognized</u>	<u>Expenditures</u>	<u>Accrued (Deferred) Revenue June 30, 2022</u>	<u>Passed Through to Subrecipients</u>
<b>U.S. Department of Education</b>											
<b>Passed-Through the Pennsylvania Department of Education</b>											
Title I - Improving Basic Programs	I	84.010	013-190354	07/01/18 - 09/30/19	\$ 418,715	\$ (15,466)	\$ (15,466)	\$ -	\$ -	\$ -	\$ -
Title I - Improving Basic Programs	I	84.010	013-200354	07/01/19 - 09/30/20	440,616	202,295	180,540	21,755	21,755	-	-
Title I - Improving Basic Programs	I	84.010	013-210354	07/01/20 - 09/30/21	465,321	222,837	(58,981)	281,818	281,818	-	-
Title I - Improving Basic Programs	I	84.010	013-220354	07/01/21 - 09/30/22	462,402	<u>177,847</u>	<u>-</u>	<u>222,224</u>	<u>222,224</u>	<u>44,377</u>	<u>-</u>
Total ALN 84.010						<u>587,513</u>	<u>106,093</u>	<u>525,797</u>	<u>525,797</u>	<u>44,377</u>	<u>-</u>
Title II - Improving Teacher Quality	I	84.367	020-210354	07/01/20 - 09/30/21	104,936	(354)	(354)	-	-	-	-
Title II - Improving Teacher Quality	I	84.367	020-220354	07/01/21 - 09/30/22	95,031	<u>95,031</u>	<u>-</u>	<u>95,031</u>	<u>95,031</u>	<u>-</u>	<u>-</u>
Total ALN 84.367						<u>94,677</u>	<u>(354)</u>	<u>95,031</u>	<u>95,031</u>	<u>-</u>	<u>-</u>
Title III - Language Instruction LEP/ Immigrant Students	I	84.365	010-210354	07/01/20 - 09/30/21	26,138	-	(1,427)	19,523	19,523	18,096	-
Title III - Language Instruction LEP/ Immigrant Students	I	84.365	010-220354	07/01/21 - 09/30/22	25,505	<u>9,810</u>	<u>-</u>	<u>9,203</u>	<u>9,203</u>	<u>(607)</u>	<u>-</u>
Total ALN 84.365						<u>9,810</u>	<u>(1,427)</u>	<u>28,726</u>	<u>28,726</u>	<u>17,489</u>	<u>-</u>
Title IV - Student Support and Academic Achievement	I	84.424	144-190354	07/01/18 - 09/30/19	23,784	5,097	(535)	5,632	5,632	-	-
Title IV - Student Support and Academic Achievement	I	84.424	144-200354	07/01/19 - 09/30/20	30,336	6,067	(2,887)	8,954	8,954	-	-
Title IV - Student Support and Academic Achievement	I	84.424	144-210354	07/01/20 - 09/30/21	32,233	2,326	(3,219)	19,499	19,499	13,954	-
Title IV - Student Support and Academic Achievement	I	84.424	144-220354	07/01/21 - 09/30/22	37,252	<u>14,328</u>	<u>-</u>	<u>20,140</u>	<u>20,140</u>	<u>5,812</u>	<u>-</u>
Total ALN 84.424						<u>27,818</u>	<u>(6,641)</u>	<u>54,225</u>	<u>54,225</u>	<u>19,766</u>	<u>-</u>
CARES Act - ESSER Fund Local	I	84.425D	200-210354	03/13/20 - 09/30/23	1,830,271	1,830,271	1,774,538	55,733	55,733	-	-
ARP ESSER (8744)	I	84.425U	223-210354	03/13/20-09/30/24	3,702,108	269,244	-	1,720,278	1,720,278	1,451,034	-
ARP ESSER (8755)	I	84.425U	224-210354	03/13/20-09/30/24	70,333	3,836	-	-	-	(3,836)	-
ARP ESSER 7%	I	84.425U	225-210354	03/13/20-09/30/24	287,737	68,011	-	87,220	87,220	19,209	-

Continued on next page

<u>Federal Grantor/Pass-Through Grantor/Project Title</u>	<u>Source Code</u>	<u>Federal ALN</u>	<u>Pass-Through Grantor's Number</u>	<u>Grant Period Beginning/Ending Dates</u>	<u>Grant Amount</u>	<u>Total Received for Year</u>	<u>Accrued (Deferred) Revenue July 1, 2021</u>	<u>Revenue Recognized</u>	<u>Expenditures</u>	<u>Accrued (Deferred) Revenue June 30, 2022</u>	<u>Passed Through to Subrecipients</u>
<b>Passed-Through the Pennsylvania Commission on Crime and Delinquency</b>											
CARES Act - ESSER Fund Local	I	84.425D	2020-ES-01-34987	03/13/20 - 09/30/22	105,269	62,491	17,889	44,602	44,602	-	-
Total ALN 84.425						<u>2,233,853</u>	<u>1,792,427</u>	<u>1,907,833</u>	<u>1,907,833</u>	<u>1,466,407</u>	<u>-</u>
<b>Passed Through the Delaware County I.U.</b>											
I.D.E.A. - Part B, Section 619	I	84.173	N/A	07/01/20 - 06/30/21	2,002	2,002	2,002	-	-	-	-
I.D.E.A. - Part B, Section 619	I	84.173	N/A	07/01/21 - 06/30/22	1,266	1,266	-	1,266	1,266	-	-
Total ALN 84.173						<u>3,268</u>	<u>2,002</u>	<u>1,266</u>	<u>1,266</u>	<u>-</u>	<u>-</u>
I.D.E.A. - Part B, Section 611	I	84.027	N/A	07/01/20 - 06/30/21	422,269	207,124	207,124	-	-	-	-
I.D.E.A. - Part B, Section 611	I	84.027	N/A	07/01/20 - 06/30/21	74,872	74,871	48,664	26,207	26,207	-	-
I.D.E.A. - Part B, Section 611	I	84.027	N/A	07/01/20 - 06/30/22	419,461	266,627	-	419,461	419,461	152,834	-
I.D.E.A. - Part B, Section 611	I	84.027	N/A	07/01/20 - 06/30/22	94,130	242	-	94,130	94,130	93,888	-
COVID-19 I.D.E.A. - Part B, Section 611	I	84.027X	N/A	07/01/21 - 06/30/22	112,678	42,688	-	102,123	102,123	59,435	-
Total ALN 84.027						<u>591,552</u>	<u>255,788</u>	<u>641,921</u>	<u>641,921</u>	<u>306,157</u>	<u>-</u>
<b>Total U.S. Department of Education</b>						<u>3,548,491</u>	<u>2,147,888</u>	<u>3,254,799</u>	<u>3,254,799</u>	<u>1,854,196</u>	<u>-</u>
<b>U.S. Department of Agriculture</b>											
<b>Passed-Through the Pennsylvania Department of Education</b>											
State Matching Share	S	N/A	N/A	07/01/21 - 06/30/22	N/A	44,464	-	47,216	47,216	2,752	-
Breakfast Program	I	10.553	N/A	07/01/21 - 06/30/22	N/A	129,581	-	143,200	143,200	13,619	-
Summer Food	I	10.559	N/A	07/01/20 - 06/30/21	N/A	101,948	101,948	-	-	-	-
Summer Food	I	10.559	N/A	07/01/21 - 06/30/22	N/A	54,847	-	54,847	54,847	-	-
Total ALN 10.559						<u>156,795</u>	<u>101,948</u>	<u>54,847</u>	<u>54,847</u>	<u>-</u>	<u>-</u>
National School Lunch Program	I	10.649	N/A	07/01/21 - 06/30/22	N/A	614	-	614	614	-	-
National School Lunch Program	I	10.555	N/A	07/01/21 - 06/30/22	N/A	1,536,784	-	1,619,192	1,619,192	82,408	-
<b>Passed-Through the Pennsylvania Department of Agriculture</b>											
National School Lunch Program	I	10.555	N/A	07/01/21 - 06/30/22	N/A	111,460	-	111,460	111,460	-	-
Total ALN 10.555						<u>1,648,244</u>	<u>-</u>	<u>1,730,652</u>	<u>1,730,652</u>	<u>82,408</u>	<u>-</u>
<b>Total U.S. Department of Agriculture</b>						<u>1,979,698</u>	<u>101,948</u>	<u>1,976,529</u>	<u>1,976,529</u>	<u>98,779</u>	<u>-</u>

**Continued on next page**



<u>Federal Grantor/Pass-Through Grantor/Project Title</u>	<u>Source Code</u>	<u>Federal ALN</u>	<u>Pass-Through Grantor's Number</u>	<u>Grant Period Beginning/Ending Dates</u>	<u>Grant Amount</u>	<u>Total Received for Year</u>	<u>Accrued (Deferred) Revenue July 1, 2021</u>	<u>Revenue Recognized</u>	<u>Expenditures</u>	<u>Accrued (Deferred) Revenue June 30, 2022</u>	<u>Passed Through to Subrecipients</u>
<b>U.S. Department of Health and Social Services</b>											
<b>Passed-Through the Pennsylvania Department of Public Welfare</b>											
Medical Assistance Program	I	93.778	N/A	07/01/21 - 06/30/22	N/A	<u>5,788</u>	<u>-</u>	<u>5,788</u>	<u>5,788</u>	<u>-</u>	<u>-</u>
<b>U.S. Department of Homeland Security</b>											
<b>Passed-Through the Pennsylvania Emergency Management Agency</b>											
Disaster Grants - Public Assistance	I	97.036	N/A	03/12/20 - 06/30/21	N/A	<u>68,243</u>	<u>68,243</u>	<u>-</u>	<u>-</u>	<u>-</u>	<u>-</u>
<b>Total Federal Awards and Certain State Grants</b>						<u>\$ 5,602,220</u>	<u>\$ 2,318,079</u>	<u>\$ 5,237,116</u>	<u>\$ 5,237,116</u>	<u>\$ 1,952,975</u>	<u>\$ -</u>
Total Federal Awards						<u>\$ 5,557,756</u>	<u>\$ 2,318,079</u>	<u>\$ 5,189,900</u>	<u>\$ 5,189,900</u>	<u>\$ 1,950,223</u>	<u>\$ -</u>
Total State Awards						<u>44,464</u>	<u>-</u>	<u>47,216</u>	<u>47,216</u>	<u>2,752</u>	<u>-</u>
Total Federal Awards and Certain State Grants						<u>\$ 5,602,220</u>	<u>\$ 2,318,079</u>	<u>\$ 5,237,116</u>	<u>\$ 5,237,116</u>	<u>\$ 1,952,975</u>	<u>\$ -</u>
Special Education Cluster (IDEA) (ALN's 84.027 and 84.173)						<u>\$ 594,820</u>	<u>\$ 257,790</u>	<u>\$ 643,187</u>	<u>\$ 643,187</u>	<u>\$ 306,157</u>	<u>\$ -</u>
Child Nutrition Cluster (ALN's 10.553, 10.555, and 10.559)						<u>\$ 1,934,620</u>	<u>\$ 101,948</u>	<u>\$ 1,928,699</u>	<u>\$ 1,928,699</u>	<u>\$ 96,027</u>	<u>\$ -</u>

**Source Codes**

D - Direct Funding

I - Indirect Funding

S - State Share

# **RADNOR TOWNSHIP SCHOOL DISTRICT**

## **NOTES TO SCHEDULE OF EXPENDITURES OF FEDERAL AWARDS AND CERTAIN STATE GRANTS**

June 30, 2022

---

### **(1) FEDERAL EXPENDITURES**

The Schedule of Expenditures of Federal Awards and Certain State Grants reflects federal expenditures for all individual grants which were active during the fiscal year. Additionally, the Schedule reflects expenditures for certain state grants.

### **(2) BASIS OF ACCOUNTING**

The District uses the modified accrual method of recording transactions except as noted for the accounting of donated commodities in Note 3. Revenues are recorded when measurable and available. Expenditures are recorded when incurred.

### **(3) NONMONETARY FEDERAL AWARDS – DONATED FOOD**

The Commonwealth of Pennsylvania distributes federal surplus food to institutions (schools, hospitals and prisons) and to the needy. Expenditures reported in the Schedule of Expenditures of Federal Awards and Certain State Grants under Assistance Listing #10.555 National School Lunch Program and passed through the Pennsylvania Department of Agriculture represent federal surplus food consumed by the District during the 2021-2022 fiscal year.

### **(4) ACCESS PROGRAM**

The District participates in the ACCESS Program which is a medical assistance program that reimburses local educational agencies for direct eligible health-related services provided to enrolled special needs students. Reimbursements are federal source revenues but are classified as fee-for-service and are not considered federal financial assistance. The amount of ACCESS funding recognized for the year ended June 30, 2022 was \$0.

### **(5) QUALIFIED SCHOOL CONSTRUCTION BONDS PROGRAM**

The District participates in the Qualified School Construction Bonds ("**QSCB**") program sponsored by the State Public School Building Authority ("**SPSBA**"). In conjunction with the QSCB Program, the District receives subsidy reimbursements for a portion of the interest payments made under its loan agreements with the SPSBA. Reimbursements are federal source revenues but are not considered federal financial assistance. The amount of QSCB subsidy payments recognized for the year ended June 30, 2022 was \$250,259.

### **(6) INDIRECT COSTS**

The District has elected not to use the 10-percent de minimis indirect cost rate as allowed under the Uniform Guidance. No indirect costs were charged to the District's Federal awards for the year ended June 30, 2022.

**RADNOR TOWNSHIP SCHOOL DISTRICT**

***SUMMARY SCHEDULE OF PRIOR AUDIT FINDINGS***

**Year ended June 30, 2022**

---

There were no audit findings for the year ended June 30, 2021.



**INDEPENDENT AUDITOR'S REPORT ON INTERNAL CONTROL  
OVER FINANCIAL REPORTING AND ON COMPLIANCE AND  
OTHER MATTERS BASED ON AN AUDIT OF FINANCIAL STATEMENTS  
PERFORMED IN ACCORDANCE WITH *GOVERNMENT AUDITING STANDARDS***

**Board of School Directors  
Radnor Township School District  
Wayne, Pennsylvania**

We have audited, in accordance with the auditing standards generally accepted in the United States of America and the standards applicable to financial audits contained in *Government Auditing Standards* issued by the Comptroller General of the United States, the financial statements of the governmental activities, the business-type activities, each major fund, and the aggregate remaining fund information of Radnor Township School District, Wayne, Pennsylvania, as of and for the year ended June 30, 2022, and the related notes to the financial statements, which collectively comprise Radnor Township School District's basic financial statements, and have issued our report thereon dated November 21, 2022.

**Report on Internal Control Over Financial Reporting**

In planning and performing our audit of the financial statements, we considered Radnor Township School District's internal control over financial reporting (internal control) as a basis for designing audit procedures that are appropriate in the circumstances for the purpose of expressing our opinions on the financial statements, but not for the purpose of expressing an opinion on the effectiveness of Radnor Township School District's internal control. Accordingly, we do not express an opinion on the effectiveness of Radnor Township School District's internal control.

A *deficiency in internal control* exists when the design or operation of a control does not allow management or employees, in the normal course of performing their assigned functions, to prevent, or detect and correct, misstatements, on a timely basis. A *material weakness* is a deficiency, or a combination of deficiencies, in internal control, such that there is a reasonable possibility that a material misstatement of the entity's financial statements will not be prevented, or detected and corrected, on a timely basis. A *significant deficiency* is a deficiency, or a combination of deficiencies, in internal control that is less severe than a material weakness, yet important enough to merit attention by those charged with governance.

Our consideration of internal control was for the limited purpose described in the first paragraph of this section and was not designed to identify all deficiencies in internal control that might be material weaknesses or, significant deficiencies. Given these limitations, during our audit we did not identify any deficiencies in internal control that we consider to be material weaknesses. However, material weaknesses or significant deficiencies may exist that were not identified.

**Report on Compliance and Other Matters**

As part of obtaining reasonable assurance about whether Radnor Township School District's financial statements are free from material misstatement, we performed tests of its compliance with certain provisions of laws, regulations, contracts and grant agreements, noncompliance with which could have a direct and material effect on the financial statements. However, providing an opinion on compliance with those provisions was not an objective of our audit, and accordingly, we do not express such an opinion. The results of our tests disclosed no instances of noncompliance or other matters that are required to be reported under *Government Auditing Standards*.

**Purpose of this Report**

The purpose of this report is solely to describe the scope of our testing of internal control and compliance and the results of that testing, and not to provide an opinion on the effectiveness of the entity's internal control or on compliance. This report is an integral part of an audit performed in accordance with *Government Auditing Standards* in considering the entity's internal control and compliance. Accordingly, this communication is not suitable for any other purpose.

**BBD, LLP**

**Philadelphia, Pennsylvania  
November 21, 2022**



**INDEPENDENT AUDITOR'S REPORT ON COMPLIANCE FOR  
EACH MAJOR PROGRAM AND ON INTERNAL CONTROL OVER COMPLIANCE  
REQUIRED BY THE UNIFORM GUIDANCE**

**Board of School Directors  
Radnor Township School District  
Wayne, Pennsylvania**

**Report on Compliance for Each Major Federal Program**

***Opinion on Each Major Federal Program***

We have audited Radnor Township School District's compliance with the types of compliance requirements identified as subject to audit in the OMB *Compliance Supplement* that could have a direct and material effect on each of Radnor Township School District's major federal programs for the year ended June 30, 2022. Radnor Township School District's major federal programs are identified in the summary of auditor's results section of the accompanying schedule of findings and questioned costs.

In our opinion, Radnor Township School District complied, in all material respects, with the types of compliance requirements referred to above that could have a direct and material effect on each of its major federal programs for the year ended June 30, 2022.

***Basis for Opinion on Each Major Federal Program***

We conducted our audit of compliance in accordance with auditing standards generally accepted in the United States of America; the standards applicable to financial audits contained in *Government Auditing Standards*, issued by the Comptroller General of the United States; and the audit requirements of Title 2 U.S. *Code of Federal Regulations Part 200, Uniform Administrative Requirements, Cost Principles, and Audit Requirements for Federal Awards* (Uniform Guidance). Our responsibilities under those standards and the Uniform Guidance are further described in the Auditor's Responsibilities for the Audit of Compliance section of our report.

We are required to be independent of Radnor Township School District and to meet our other ethical responsibilities, in accordance with relevant ethical requirements relating to our audit. We believe that the audit evidence we have obtained is sufficient and appropriate to provide a basis for our opinion on compliance for each major federal program. Our audit does not provide a legal determination of Radnor Township School District's compliance with the compliance requirements referred to above.

***Responsibilities of Management for Compliance***

Management is responsible for compliance with the requirements referred to above and for the design, implementation, and maintenance of effective internal control over compliance with the requirements of laws, statutes, regulations, rules and provisions of contracts or grant agreements applicable to Radnor Township School District's federal programs.

### ***Auditor's Responsibilities for the Audit of Compliance***

Our objectives are to obtain reasonable assurance about whether material noncompliance with the compliance requirements referred to above occurred, whether due to fraud or error, and express an opinion on Radnor Township School District's compliance based on our audit. Reasonable assurance is a high level of assurance but is not absolute assurance and therefore is not a guarantee that an audit conducted in accordance with generally accepted auditing standards, *Government Auditing Standards*, and the Uniform Guidance will always detect material noncompliance when it exists. The risk of not detecting material noncompliance resulting from fraud is higher than for that resulting from error, as fraud may involve collusion, forgery, intentional omissions, misrepresentations or the override of internal control. Noncompliance with the compliance requirements referred to above is considered material if there is a substantial likelihood that, individually or in the aggregate, it would influence the judgment made by a reasonable user of the report on compliance about Radnor Township School District's compliance with the requirements of each major federal program as a whole.

In performing an audit in accordance with generally accepted auditing standards, *Government Auditing Standards*, and the Uniform Guidance, we:

- Exercise professional judgment and maintain professional skepticism throughout the audit.
- Identify and assess the risks of material noncompliance, whether due to fraud or error, and design and perform audit procedures responsive to those risks. Such procedures include examining, on a test basis, evidence regarding Radnor Township School District's compliance with the compliance requirements referred to above and performing such other procedures as we considered necessary in the circumstances.
- Obtain an understanding of Radnor Township School District's internal control over compliance relevant to the audit in order to design audit procedures that are appropriate in the circumstances and to test and report on internal control over compliance in accordance with the Uniform Guidance, but not for the purpose of expressing an opinion on the effectiveness of Radnor Township School District's internal control over compliance. Accordingly, no such opinion is expressed.

We are required to communicate with those charged with governance regarding, among other matters, the planned scope and timing of the audit and any significant deficiencies and material weaknesses in internal control over compliance that we identified during the audit.

### **Report on Internal Control over Compliance**

*A deficiency in internal control over compliance* exists when the design or operation of a control over compliance does not allow management or employees, in the normal course of performing their assigned functions, to prevent, or detect and correct, noncompliance with a type of compliance requirement of a federal program on a timely basis. *A material weakness in internal control over compliance* is a deficiency, or a combination of deficiencies, in internal control over compliance, such that there is a reasonable possibility that material noncompliance with a type of compliance requirement of a federal program will not be prevented, or detected and corrected, on a timely basis. *A significant deficiency in internal control over compliance* is a deficiency, or a combination of deficiencies, in internal control over compliance with a type of compliance requirement of a federal program that is less severe than a material weakness in internal control over compliance, yet important enough to merit attention by those charged with governance.

Our consideration of internal control over compliance was for the limited purpose described in the Auditor's Responsibilities for the Audit of Compliance section above and was not designed to identify all deficiencies in internal control over compliance that might be material weaknesses or significant deficiencies in internal control over compliance. Given these limitations, during our audit we did not identify any deficiencies in internal control over compliance that we consider to be material weaknesses, as defined above. However, material weaknesses or significant deficiencies in internal control over compliance may exist that were not identified.

Our audit was not designed for the purpose of expressing an opinion on the effectiveness of internal control over compliance. Accordingly, no such opinion is expressed.

The purpose of this report on internal control over compliance is solely to describe the scope of our testing of internal control over compliance and the results of that testing based on the requirements of the Uniform Guidance. Accordingly, this report is not suitable for any other purpose.

**BBD, LLP**

**Philadelphia, Pennsylvania  
December 11, 2022**



# **RADNOR TOWNSHIP SCHOOL DISTRICT**

## **SCHEDULE OF FINDINGS AND QUESTIONED COSTS**

**Year ended June 30, 2022**

---

### **SUMMARY OF AUDITOR'S RESULTS**

1. The auditor's report expresses an unmodified opinion on whether the financial statements of the Radnor Township School District were prepared in accordance with GAAP.
2. No significant deficiencies or material weaknesses relating to the audit of the financial statements of the Radnor Township School District are reported in the independent auditor's report on internal control over financial reporting and on compliance and other matters based on an audit of financial statements performed in accordance with Government Auditing Standards.
3. No instances of noncompliance material to the financial statements of the Radnor Township School District, which would be required to be reported in accordance with Government Auditing Standards, were disclosed during the audit.
4. No significant deficiencies or material weaknesses in internal control over the major federal award programs are reported in the independent auditor's report on compliance for each major program and on internal control over compliance required by the Uniform Guidance.
5. The auditor's report on compliance for the major federal award programs for the Radnor Township School District expresses an unmodified opinion on all major federal programs.
6. There are no audit findings that are required to be reported in accordance with 2 CFR Section 200.516(a).
7. The programs tested as major programs were:
  - Child Nutrition Cluster:
    - School Breakfast Program – Assistance Listing #10.553
    - National School Lunch Program – Assistance Listing #10.555
    - Summer Food Service Program – Assistance Listing #10.559
  - Education Stabilization Fund – Assistance Listing #84.425
8. The threshold used for distinguishing between Type A and B programs was \$750,000.
9. The Radnor Township School District did qualify as a low-risk auditee.

### **FINDINGS—FINANCIAL STATEMENT AUDIT**

None

### **FINDINGS AND QUESTIONED COSTS—MAJOR FEDERAL AWARD PROGRAMS AUDIT**

None