



Status of the School

Marshall Public Schools

01

Overview

Mission
Vision
Core Values
Board of Education

02

Enrollment

Building Breakdown
Pathways
District Footprint

03

Academics

State Assessments
Graduation Rates
Course Offerings

04

Staffing

District Level
Teaching Staff
Support Staff

05

Financials

Current Budget
Fund Balance
Bonds

06

Athletics

Sports
Clubs

07

Operations

Food Service
Facilities
Technology
Transportation



Overview

Mission
Vision
Core Values
Board of Education

Mission Statement:

Creating a system of education,
through innovative
collaborations and partnerships,
that provides equal access for all
students to a quality teaching
and learning experience offering
multiple pathways toward
successful career attainment.

District Vision:

Every student is unique; and we will honor and respect the individual differences that our students bring into our schools so we may create a more inclusive, globally relevant, teaching and learning environment where all students feel valued and take personal ownership for their growth and achievements.

Core Values

- Act in the best interest of those we serve.
- Strive for excellence through high quality, rigorous and relevant instruction.
- Operate the District with a sound and stable business model.
- Provide strong stewardship of our resources.
- Demonstrate that our District is critically necessary to the economic growth and social prosperity of the communities we serve.
- Our teaching and learning environments, curriculum and resources, personnel and leadership, will be inclusive and reflect the diversity of our students.



Enrollment

Building Breakdown
Pathways
District Footprint

District Buildings

Kindergarten - 5th Grade Buildings:

- Gordon Elementary (263)
- Harrington Elementary (279)
- Hughes Elementary (275)
- Walters Elementary (300)

Marshall Middle School - 6th-8th Grade (575)

9th-12th Grade Buildings:

- Marshall High School (746)
- Marshall Opportunity High School (116)
- Michigan Youth Challenge Academy (89)

Overall Enrollment as of 5/12/2022: **2,643**



Pathways

Preschool & Childcare for 3 & 4 year olds

Grades K-5 Elementary Schools

Grades 6-8 Middle School

- Resilience & Empowerment Center

Grades 9-12 Traditional High School

- Calhoun County Career Center
- Battle Creek Math & Science Center
- Dual Enrollment: Kellogg Community College

Grades 9-12 Alternative High School Program

- Early College Program

Grades 9-12 Michigan Youth Challenge Academy



District Footprint

Lakeview: 15.78 sq miles

Mar Lee: 37.43 sq miles

Pennfield: 41.97 sq miles

Battle Creek Public: 42.07 sq miles

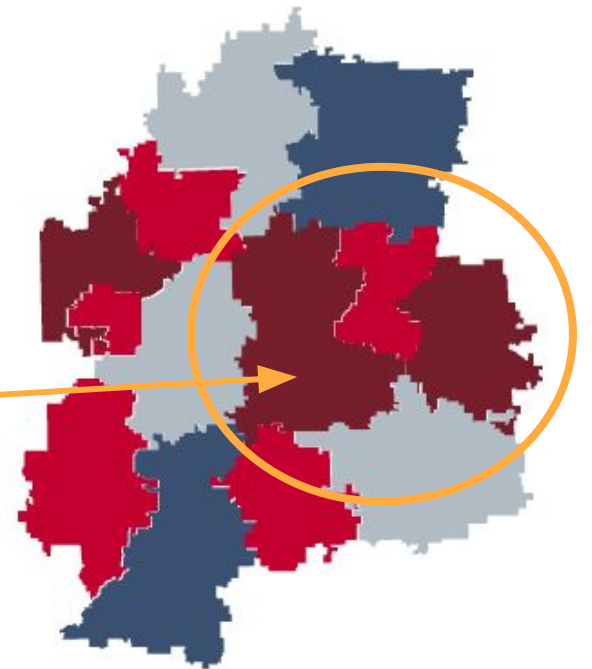
Harper Creek: 75.32 sq miles

Homer: 94.11 sq miles

Union City: 100.48 sq miles

Marshall: 169.46 sq miles

Calhoun County Public School District Map



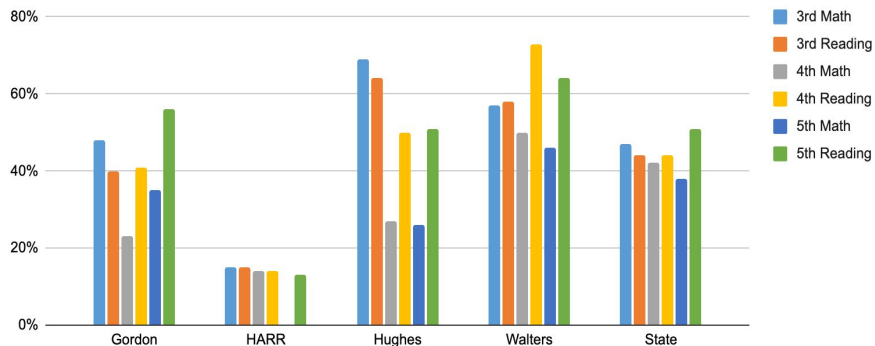


Academics

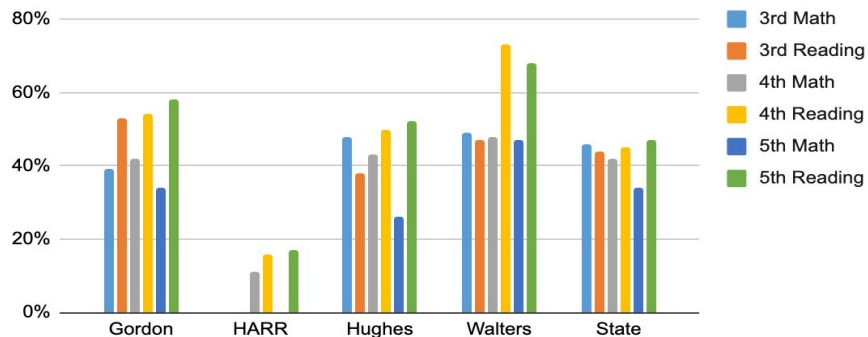
State Assessments
College & Career Readiness
Course Offerings

M-STEP Data for K-5th Grade

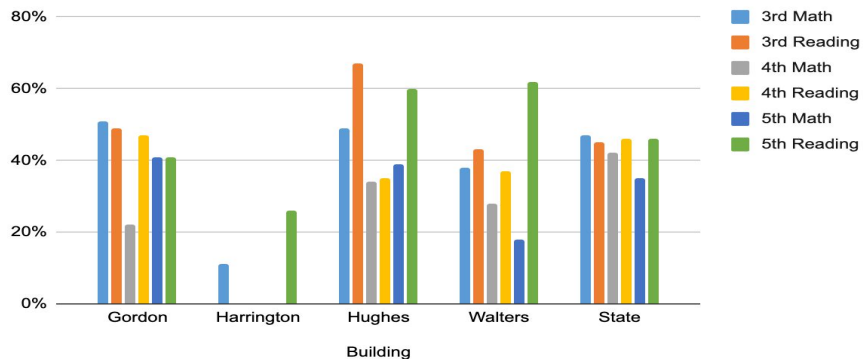
2016-2017 M-STEP Percent Proficient



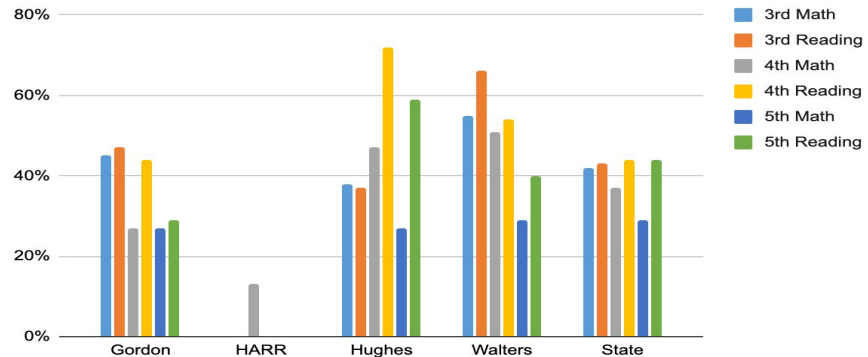
2017-2018 M-STEP Percent Proficient



2018-2019 M-STEP Percent Proficient



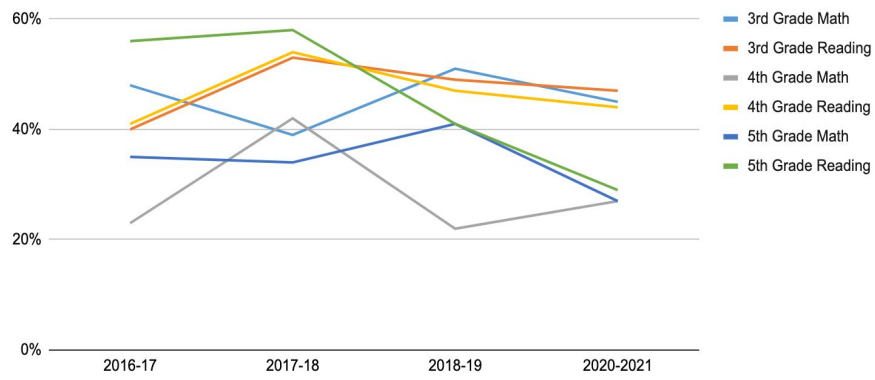
2020-2021 M-STEP Percent Proficient



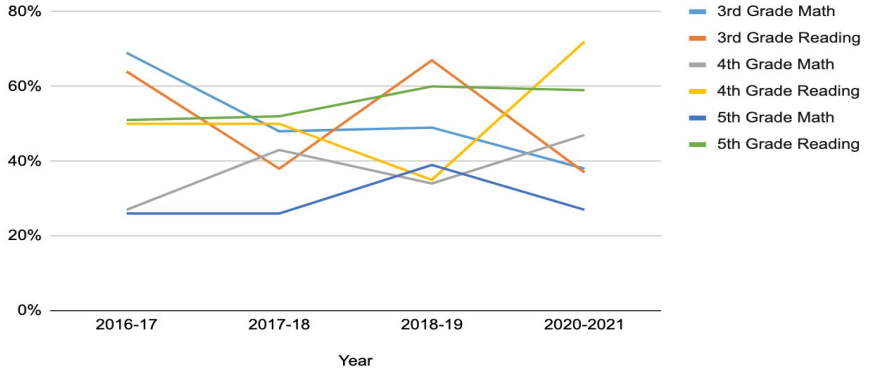
M-STEP Data for K-5th Grade

Without reported percentages, Harrington is unable to be graphically represented.

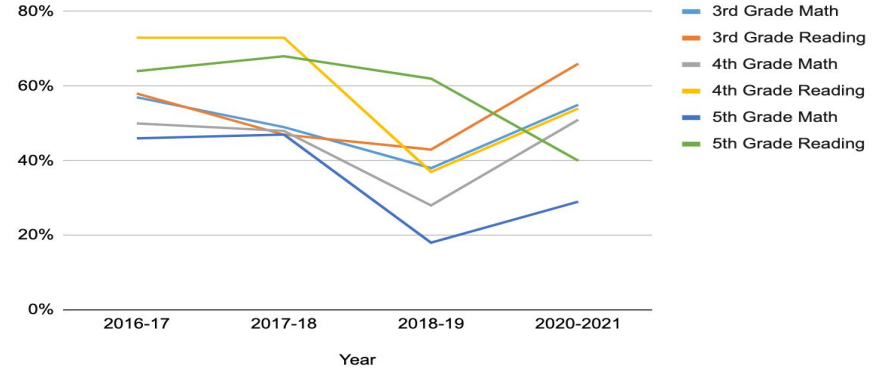
Gordon M-STEP Scores Over Time



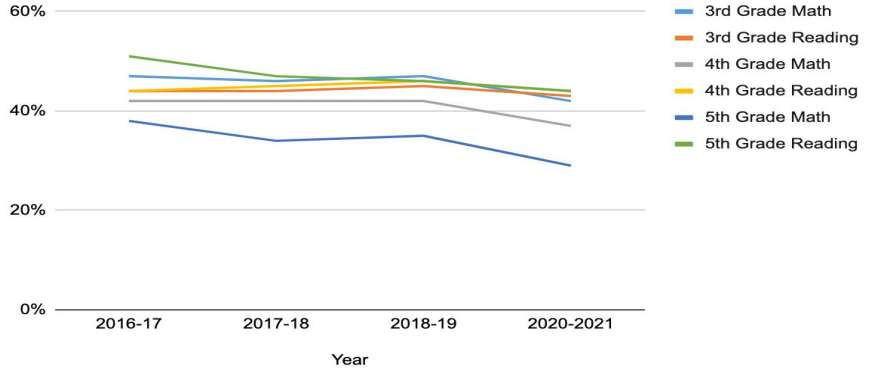
Hughes M-STEP Scores Over Time



Walters M-STEP Scores Over Time

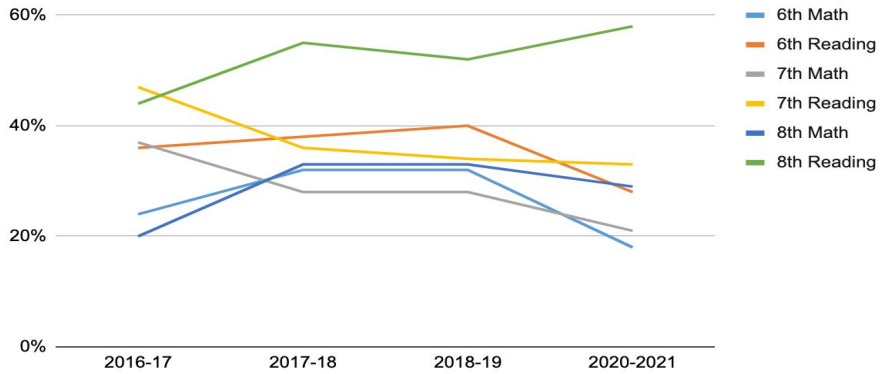


State M-STEP Scores Over Time

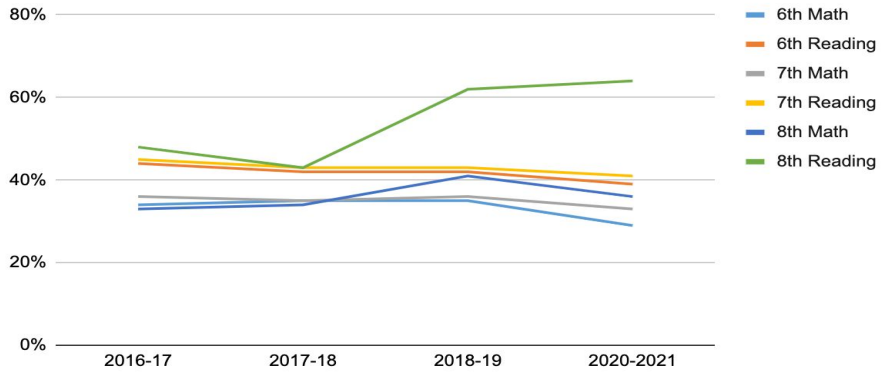


MMS M-STEP Scores

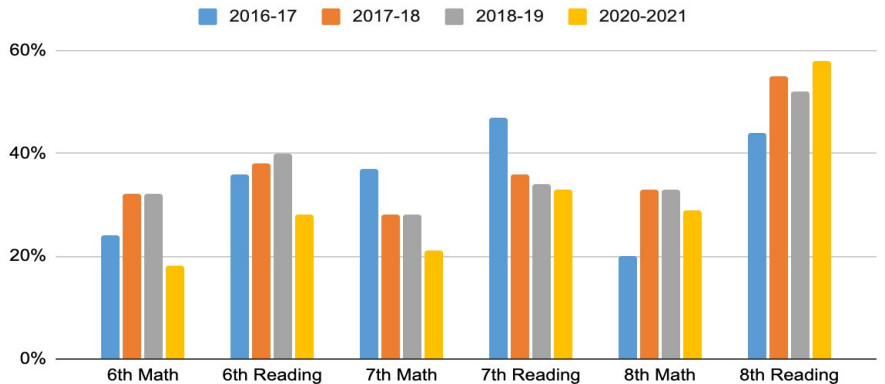
MMS M-STEP Scores Over Time



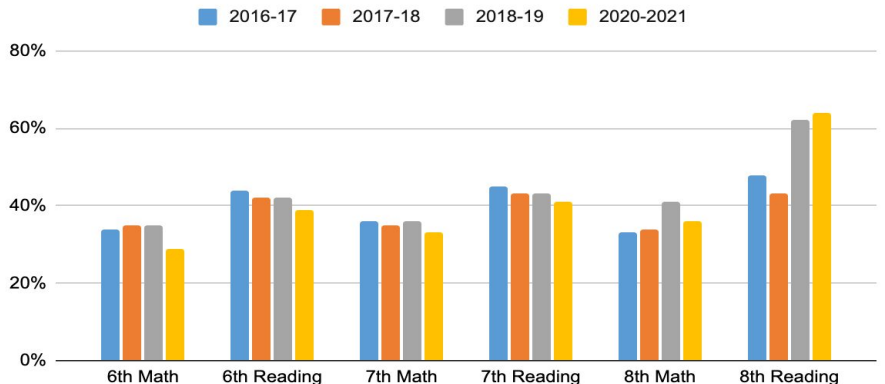
State M-STEP Scores Over Time



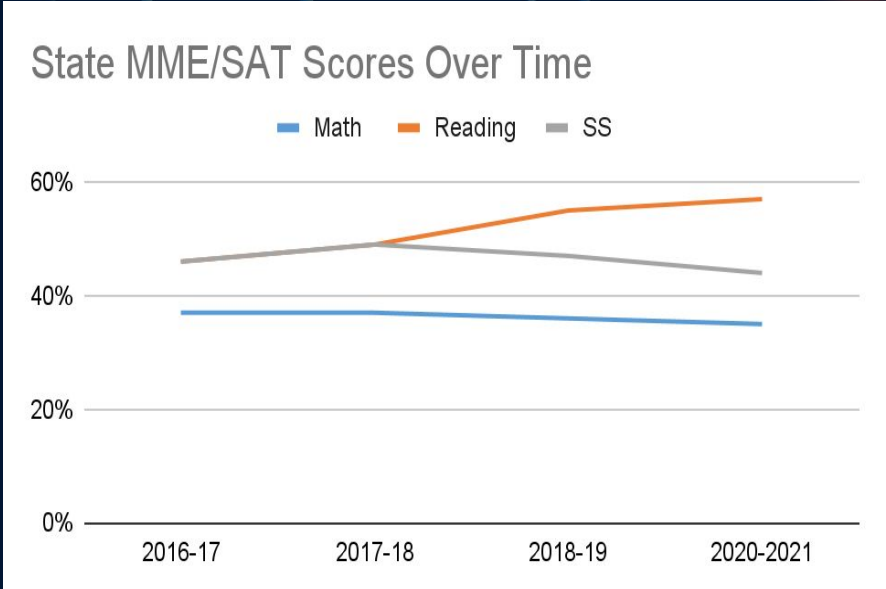
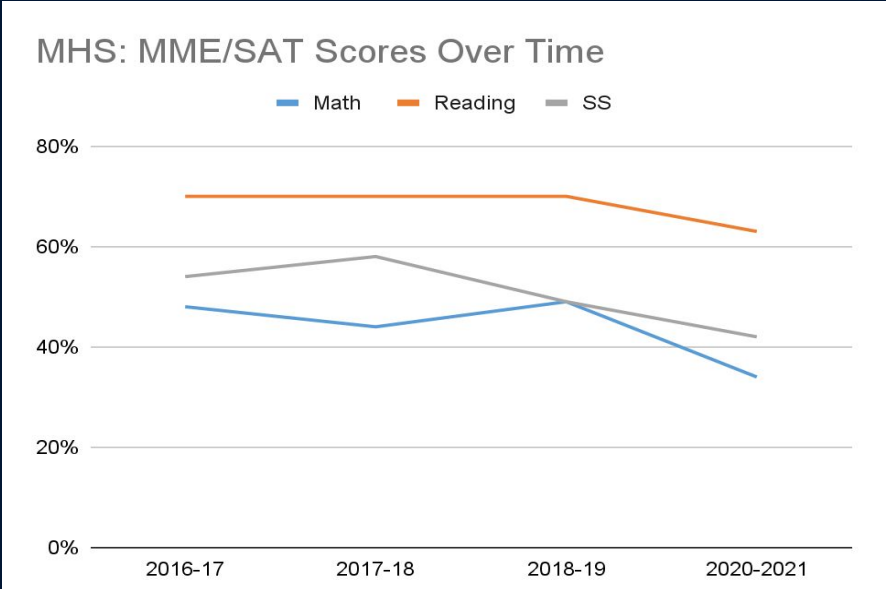
MMS M-STEP Percent Proficient



State M-STEP Percent Proficient



MHS MME/SAT Scores (11th Grade)



College Readiness % for Calhoun County

	Statewide	Athens High School	Battle Creek Central	Harper Creek High School	Homer High School	Lakeview High School	Olivet High School	Pennfield High School	Union City High School	Marshall High School
2020 - 21	32.60%	<=20%	<=5%	21.30%	20.30%	27.20%	23.40%	14.00%	17.60%	32.80%
2018 - 19	33.90%	25.00%	6.00%	21.70%	14.90%	34.20%	29.60%	27.80%	26.50%	47.40%
2017 - 18	34.60%	21.30%	14.40%	27.90%	32.40%	31.30%	33.10%	24.70%	21.60%	43.00%
2016 - 17	34.90%	32.60%	9.10%	29.20%	28.20%	31.70%	24.80%	29.10%	*	43.40%
2015 - 16	34.90%	41.30%	23.10%	25.70%	25.00%	32.60%	36.40%	25.50%	25.00%	45.30%

College Readiness % for Outside Calhoun County

Locations	Statewide	Concord High School	Jackson High School	Northwest High School	Springport High School	Western High School	Marshall High School
2020 - 21	32.60%	14.00%	20.30%	27.50%	17.10%	39.10%	32.80%
2018 - 19	33.90%	19.30%	23.80%	23.00%	10.60%	32.20%	47.40%
2017 - 18	34.60%	17.50%	26.90%	25.60%	23.40%	35.80%	43.00%
2016 - 17	34.90%	21.70%	24.60%	24.50%	27.40%	36.00%	43.40%
2015 - 16	34.90%	24.50%	18.40%	26.20%	30.90%	29.10%	45.30%

Course Offerings

- **AP Courses:** World History, US History, Art, Psychology, Spanish, Language & Literature, Biology, Chemistry, Statistics, Computer Science
- **Fine/Performing Arts Courses:** Non-Audition and Audition-based Band, Choir, and Orchestra. Four levels of Art courses.
- **Trades:** Woodworking, Architectural Drawing, Computers, Agriculture, Leadership. Partnership with CACC.
- **Athletics:** Personal Fitness, Strength & Conditioning, Team Sports
- **Foreign Languages:** Spanish. Online courses for other languages.

Recent Academic Accolades

- 2022 Education Excellence Award from MASB & SETSEG
- 2015 Blue Ribbon School Award given to Gordon Elementary
- MHS on AP Honor Roll multiple years since 2015
- Offered free Summer School programming to all students 2021 & 2022
- Offered 70 hours of Professional Development for teachers this year
- In the last year alone, MPS has added over 700 best-fit books districtwide with positive people of color as main characters.
- Partnerships with YMCA, STARR, Summit Pointe, Albion College, KCC, Great Lakes Equity Center, Battle Creek Math & Science Center, and Calhoun County Career Center.



Staffing

District Level
Building Administration
Teaching Staff

319

District Level Staff

Superintendent, Becky Jones

- Director of Human Resources, Lisa Eyre
- Director of Curriculum & Instruction, Kelly Fitzpatrick
- Athletic Director, Nick Dent
- Director of Technology, Matthew Cook
- Facilities Director, Brad Shedd
- Transportation Director, Monique Bryant
- Food Service Director, Jeremy Yettaw
- Business Managers, Tara Newman & Ally Salow
- Director of Communications/Community Engagement & Payroll, Ian Gilyard-Schnaitman
- Secretary of the Superintendent, Kimberly VanWormer
- Central Office Support, Jared Ransom
- Mental Health Specialist, Andrea Davis
- District Nurses (3), Danielle Siebert, Tiffany Gore, Rachel King

Building Administration

- Shamrock Center: Jen Uldricks
- Gordon Elementary: Ben Rodgers
- Harrington Elementary: Gail Rodgers & Karyn Hall
- Hughes Elementary: Matthew Lefebvre
- Walters Elementary: Paul Holbrook
- Marshall Middle School: Tara Egnatuk & Matthew Siebert
- Marshall High School: Dave Turner & Greg Tatrow
- Opportunity High School: Ben Wallace
 - Eastern Calhoun Early College: Merrillyn McMiller
 - Michigan Youth Challenge Academy: Josh Adams

Teaching Staff

- Shamrock Center: 2 teachers
- Gordon Elementary: 19 teachers
- Harrington Elementary: 24 teachers
- Hughes Elementary: 20 teachers
- Walters Elementary: 25 teachers
- Marshall Middle School: 37 teachers
- Marshall High School: 43 teachers
- Opportunity High School: 6 teachers
- Michigan Youth Challenge Academy: 6 teachers

Support Staff

- Building Secretaries: 9
- Department Secretaries: 4
- Library Technicians: 5
- Healthcare Paraprofessionals: 5
- Behavior Specialists: 3
- School Counselors / Intervention Specialists: 9
- Reading/Math Interventionists: 8
- Special Education Aides/Paraprofessionals: 8
- District/Program Aides: 3
- Food Service: 24
- Facilities: 3
- Technology: 2
- Lunchroom Supervisors: 3
- Bus Drivers/Aides: 21



Financials

General Fund Budget
Fund Balance
Bonds

General Fund Budget Amendment For fiscal year ending June 30, 2022

Marshall Public Schools
General Fund Budget Amendment
For Fiscal Year Ending June 30, 2022
Presented to Board of Education on March 21, 2022

	FY 2020-21		FY 2021-22	
	Actual	Budget	Change	Amended Budget
REVENUES				
Local Revenue	\$ 5,736,689	\$ 5,174,720	\$ 257,803	\$ 5,432,523
State Revenue	\$ 21,643,183	\$ 20,604,476	\$ 1,048,252	\$ 21,652,728
Federal Revenue	\$ 2,734,894	\$ 898,475	\$ 6,371,662	\$ 7,270,137
County Revenue/Adj.	\$ 2,033,730	\$ 1,563,484	\$ 76,026	\$ 1,639,510
	\$ 32,148,496	\$ 28,241,155	\$ 7,753,743	\$ 35,994,898
EXPENDITURES				
Basic Program	\$ 14,980,202	\$ 14,891,969	\$ 2,491,120	\$ 17,383,089
Added Needs	\$ 3,656,243	\$ 3,552,887	\$ 535,350	\$ 4,088,237
Supporting Services				\$ -
Pupil Support Services	\$ 1,972,623	\$ 1,607,037	\$ 1,958,570	\$ 3,565,607
Instructional Staff Services	\$ 1,456,859	\$ 615,658	\$ 350,487	\$ 966,145
General Administration	\$ 390,015	\$ 465,579	\$ (56,417)	\$ 409,162
School Administration	\$ 2,075,345	\$ 2,169,129	\$ 102,488	\$ 2,271,617
Business	\$ 517,745	\$ 661,020	\$ 33,814	\$ 694,834
Operations and Maintenance	\$ 2,945,987	\$ 3,261,007	\$ 327,312	\$ 3,588,319
Pupil Transportation Services	\$ 1,677,107	\$ 1,769,907	\$ 181,936	\$ 1,951,843
Central Support Services	\$ 880,442	\$ 877,720	\$ 791,794	\$ 1,669,514
Athletics	\$ 688,670	\$ 813,419	\$ (5,359)	\$ 808,060
Community Recreation	\$ 297,314	\$ 509,688	\$ 41,418	\$ 551,106
Debt-Service	\$ -	\$ -	\$ -	\$ -
Indirect charges to Food Service	\$ (80,000)	\$ (80,000)	\$ -	\$ (80,000)
	\$ 31,458,554	\$ 31,115,020	\$ 6,752,513	\$ 37,867,533
Net Change in Fund Balance	\$ 689,942	\$ (2,873,865)	\$ 1,001,230	\$ (1,872,635)
SUMMARY				
Beginning Fund Balance	\$ 4,570,127	\$ 5,260,069		\$ 5,260,069
Add Increase (Decrease)	\$ 689,942	\$ (2,873,865)		\$ (1,872,635)
Ending Fund Balance	\$ 5,260,069	\$ 2,386,204		\$ 3,387,434

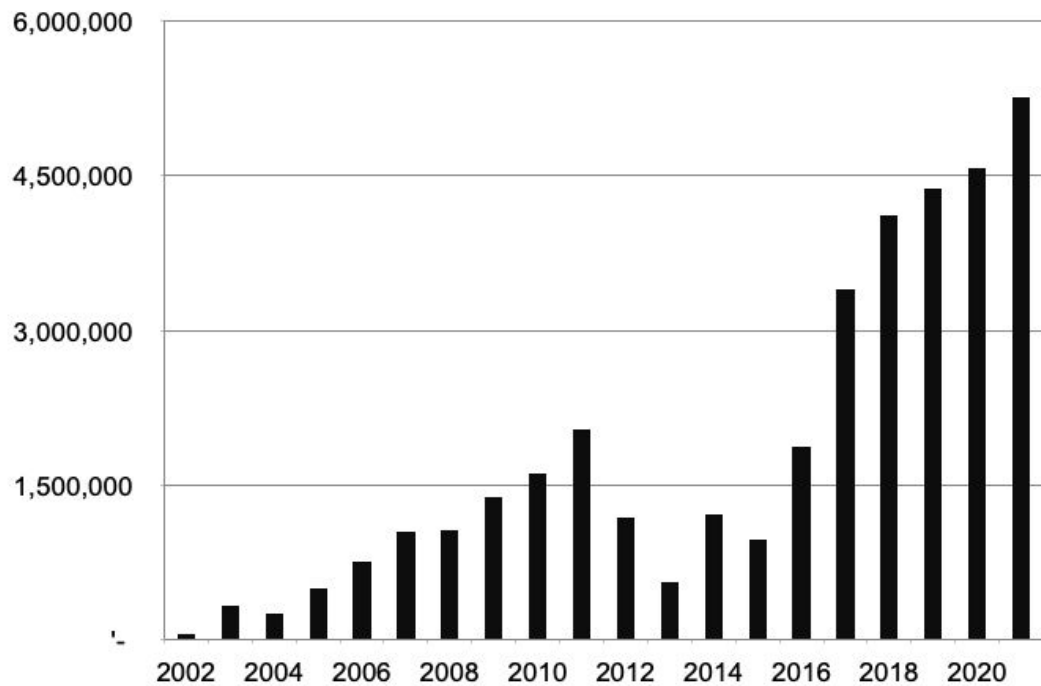
16%

8%

9%

Fund Balance

Historical Fund Balance for Marshall Public Schools



Tax Levies

18.00 Mils for General Operational Purposes *

only on Non-Qualified Agricultural & Non-Homestead

*6.0 mils on Commercial Personal Property

1.00 Mil for Sinking Fund

7.05 Mils for Debt Retirement on all Marshall property

0.00 Mils for Debt Retirement on all Albion property



Athletics

Teams & Clubs
Recent Accolades

Teams & Clubs

- Cheerleading
- Equestrian
- Cross Country
- Soccer
- Tennis
- Football
- Volleyball
- Basketball
- Bowling
- Wrestling
- Baseball
- Track & Field
- Clay Target
- Softball
- Golf



Recent Athletic Accolades

- Girls Soccer I-8 Conference Champs
- Boys Basketball District Champs & I-8 Conference Title
- Boys Swimming: 7 State Qualifiers
- Girls Basketball District Champs
- Bowling: 2 State Qualifiers
- Girls Volleyball: District Title, I-8 Conference Title & Regional Finalist
- Girls Cross Country Regional Champions & Multiple State Qualifiers
- Boys Soccer District Champs, I-8 Conference Title & I-8 Tournament Champs



Operations

Food Service
Maintenance
Technology
Transportation

District Operations



Food Service

Our Food Service Dept. employs 24 people and serves 2,200 meals daily across 7 buildings.



Facilities

Our Facilities Dept. employs four people to service 8 HVAC, plumbing, and electrical systems across 730,000+ sqft of facilities.



Technology

Our Technology Dept. employs four people and services over 3,500 devices, 9 building networks, and countless software programs.



Transportation

Our Transportation Dept. employs 20 drivers, owns 25 busses, covering 169 square miles across two counties twice each day.



“A **vision** is not just
a picture of what could be,
it is an appeal to
better ourselves,
a call to
become something more.”
