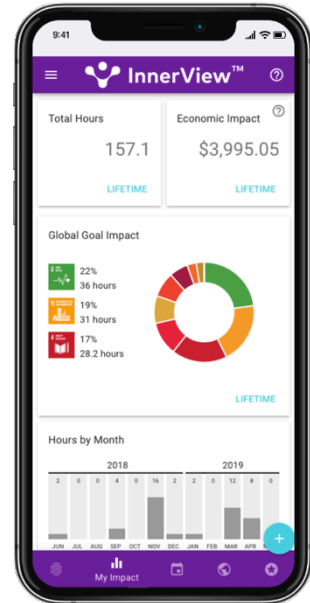
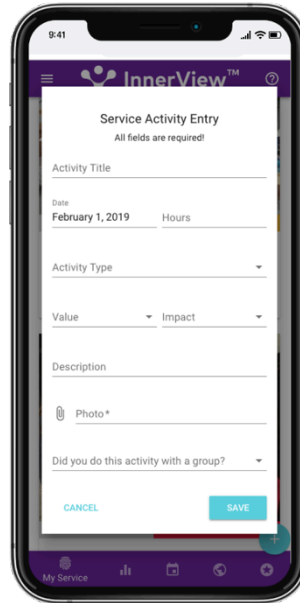
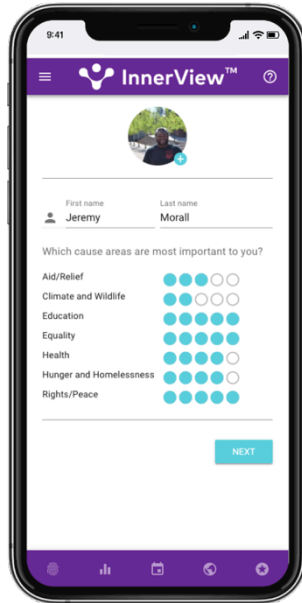


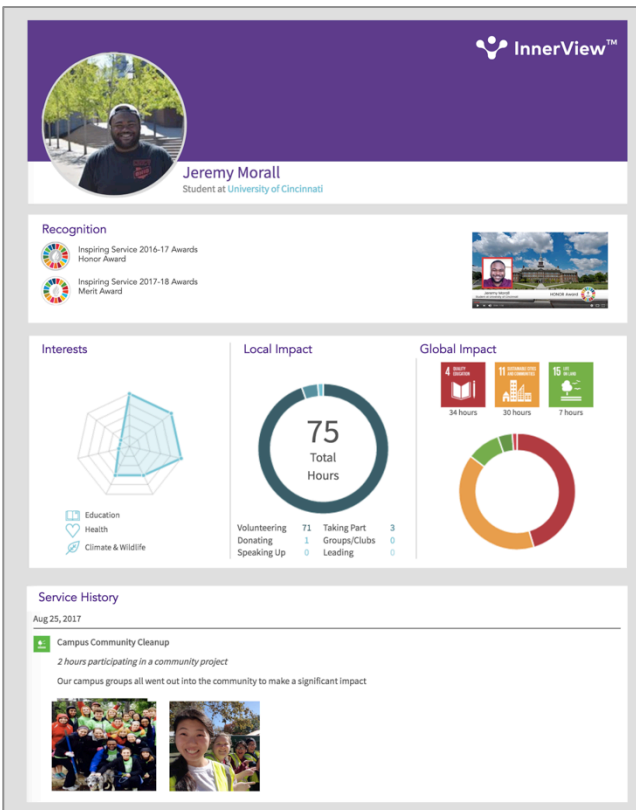


Get Started Now!

- 1 **my.InnerView.org**
Activate your account: add a profile photo & connect to your school
- 2 **Add Service Activities**
Each entry builds your Service Resume & helps you qualify for recognition
- 3 **Impact Insights**
Track your community impact over time and by cause area



How are you changing the world? Earn recognition & inspire others with your effort and progress



InnerView Service Resume

Your interests and actions provide a unique view of your personal impact. The reflections and photos for each of your activities help demonstrate your effort and dedication to others. Share the link or download a PDF to stand out when applying for jobs, college or scholarships.

National Service Awards

Earn national recognition for the impact you're making in your community.



Annual Awards : June 1 through April 15

How do I add an activity?

Click the blue + button in the bottom right corner to add an activity. You can add things from the past by using the calendar widget to pick the appropriate date.

What if I don't have a photo for an activity?

All service activities require at least one photo - the best are action shots that help others see YOU dedicating your time and effort to things that are important to you. In cases where it might be inappropriate to take a photo with the people you're helping (ie. children under 13 or patients in a hospital), you can get creative and take a selfie in front of the building or before others arrive.

How do I enter service activities that I do regularly?

If you do the same activity regularly, like volunteering at a summer camp every day for a week or tutoring every Wednesday during the school year, it's up to you whether you create one entry that covers all of that service or whether you create a separate entry for each day. If you find yourself writing the exact same description and using the exact same photo over and over, consider grouping them all into one entry, or perhaps one entry to cover a month or a semester's worth of that activity. This is your Service Resume; think about how you want to tell your story.

How can I tell if my activities have been confirmed?

If your school is confirming hours on InnerView, you'll see an icon next to each activity showing whether it's been confirmed or dismissed. If there is no icon, it hasn't been reviewed yet.

If your school Service Leader identifies an issue with one of your activities, you will get an email notification. You have the opportunity to correct any activity that's been dismissed - you can see the reason when you expand the details for the activity.

How do I tag an activity to a specific group?

You must be a member of the group to see it as an option to tag. When you add or edit an activity, the last field on the form asks "Did you do this with a group?". Select the group that you want to tag from that list.

How do I apply for an award?

You are automatically considered for all of the active awards programs on InnerView by adding your service. You will be notified via email when you earn any award.

Can I update my email address or school?

Yes. Your InnerView account belongs to you and you can take it with you when you leave this school. In your profile menu there are options to update your email address and school.

Is there an InnerView app?

When you open my.InnerView.org in Safari on your iPhone or Chrome on your Android, you'll be prompted to install InnerView as an app. There is no app listed in the App Store or Play Store.

What should I use for my profile photo?

You can use your Service Resume to stand out when applying for jobs, scholarships and for college. To look your best, we recommend a clear photo of your face.

If you earn an award, in order to qualify for all of the awards recognition, you must have a publishable profile photo (clearly shows your face, no filters - something you'd be proud to show a potential employer).

How do I access my Service Resume?

From Artifacts in your profile menu, you can grab the link to the public view of your Service Resume or download it as a PDF.

Why / How Were The Global Goals Created?

In 2015, world leaders agreed to 17 goals for a better world by 2030. The UN Global Goals are a call for action by all countries – poor, rich and middle-income – to promote prosperity while protecting the planet. They recognize that ending poverty must go hand-in-hand with strategies that build economic growth and address a range of social needs including education, health, social protection, and job opportunities, while tackling climate change and environmental protection.

SustainableDevelopment.UN.org

2022-2023 Service Award Programs

NATIONAL COMMUNITY SERVICE AWARDS

All service activities June 1, 2022 - April 15, 2023

MERIT : 25 hours of service, at least 4 activities

HONOR : 40 hours of service, at least 8 activities

AMBASSADOR: 100 hours of service, at least 12 activities

InnerView.org/Awards

