Student Enrollment Update

MISD School Board Meeting

October 14, 2021

Mercer Island School District

Key Terms

- Full-Time Equivalent (FTE)- a full time student is 1.0
- Headcount- students enrolled in a school but not necessarily as a 1.0 FTE
- Projected FTE (Budgeted FTE)- the enrollment the district forecasts for the following year
- Actual FTE- the actual/current enrollment

Projection Reminder

Dr. Kendrick Projections,

(Dec. 2019)

External enrollment projections used for long range planning

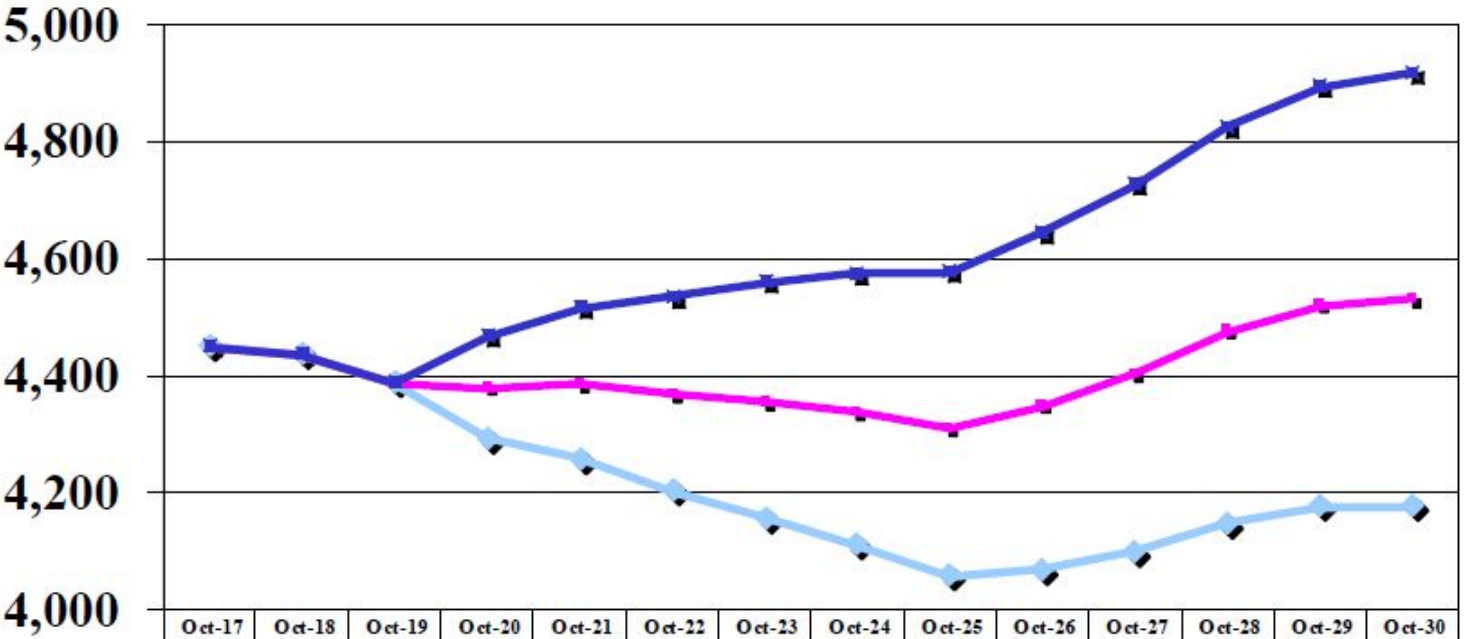

	Oct-17	Oct-18	Oct-19	Oct-20	Oct-21	Oct-22	Oct-23	Oct-24	Oct-25	Oct-26	Oct-27	Oct-28	Oct-29	Oct-30
Low	4,450	4,437	4,387	4,292	4,258	4,203	4,157	4,109	4,056	4,068	4,098	4,148	4,175	4,176
Medium (Recommended)	4,450	4,437	4,387	4,380	4,386	4,367	4,355	4,337	4,310	4,348	4,402	4,475	4,520	4,532
High Range Forecast	4,450	4,437	4,387	4,467	4,516	4,536	4,560	4,575	4,577	4,644	4,727	4,827	4,893	4,918

Projection Vs. Actual

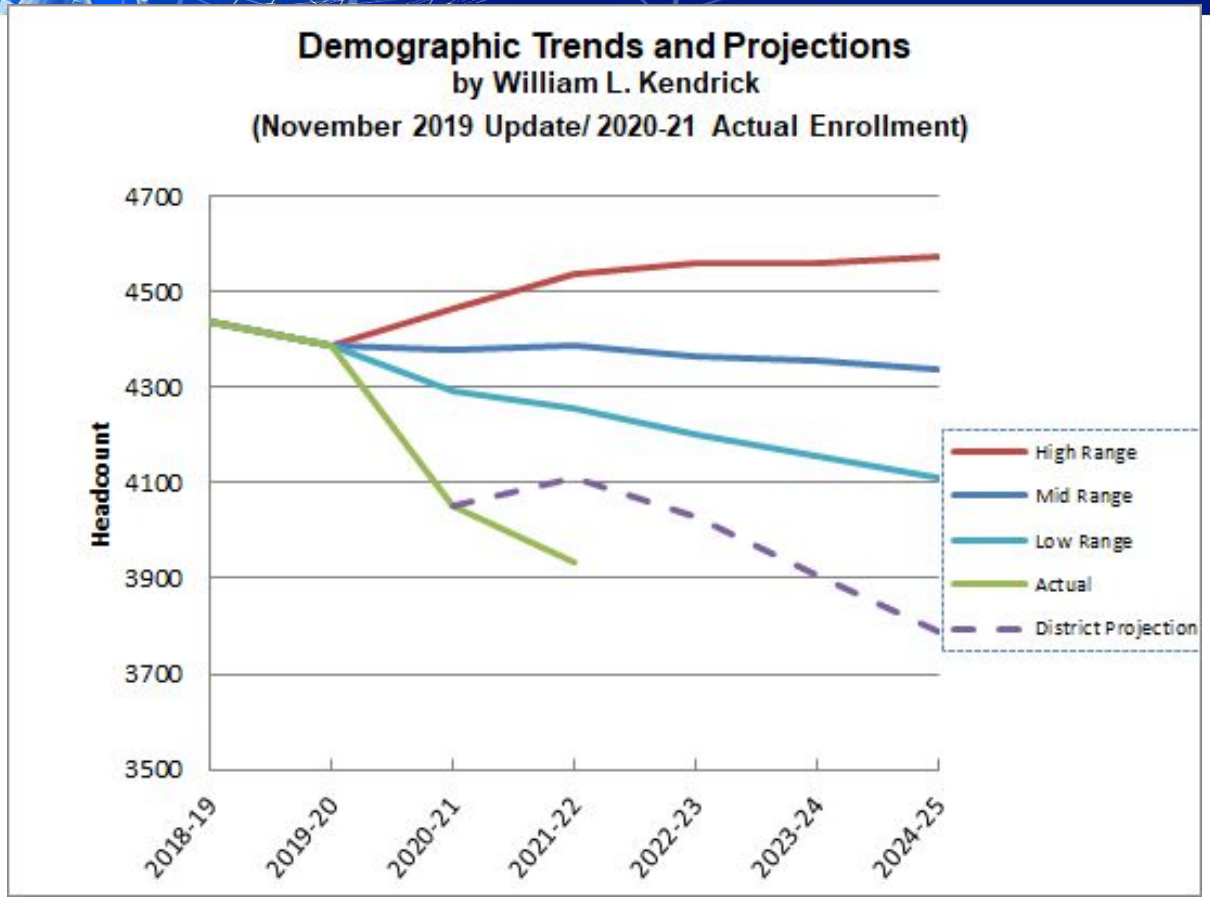

Enrollment Change
2020-2021 SY to 2021-2022 SY

Actual FTE	June 2021	3,994.29
Actual FTE	October 2021	3,934.55
FTE Change		(59.74)
Projected FTE	2021-2022	4,110.80
Actual FTE	October 1, 2021	3,934.55
FTE Differential		(176.25)

Historical Enrollment Trends

Graduating Class (Spring) Compared to Incoming Kindergarten (Fall) Head Count			
Grad Class 2017	321	Incoming Kindergarten Class 2017-2018	244
Grad Class 2018	346	Incoming Kindergarten Class 2018-2019	220
Grad Class 2019	384	Incoming Kindergarten Class 2019-2020	191
Grad Class 2020	342	Incoming Kindergarten Class 2020-2021	181
Grad Class 2021	355	Incoming Kindergarten Class 2021-2022	230 (Oct 1)

Historical Enrollment Trends

Student Headcount: New Students Enrolled During the School Year		
2018-2019	635 (220 Kindergarteners)	415 without Kindergarten
2019-2020	546 (191 Kindergarteners)	355 without Kindergarten
2020-2021	500 (181 Kindergarteners)	319 without Kindergarten
2021-2022	557 (230 Kindergartners)	327 without Kindergarten
Student Headcount: Student Who Withdrew During the School Year		
2018-2019	662 (384 Seniors)	278 without Seniors
2019-2020	709 (342 Seniors)	367 without Seniors
2020-2021	764 (355 Seniors)	409 without Seniors
2021-2022	TBD	TBD

September to February 2020-2021 SY

Semester 1 2020-2021 - Withdrawal Reasons

82 Students Reported

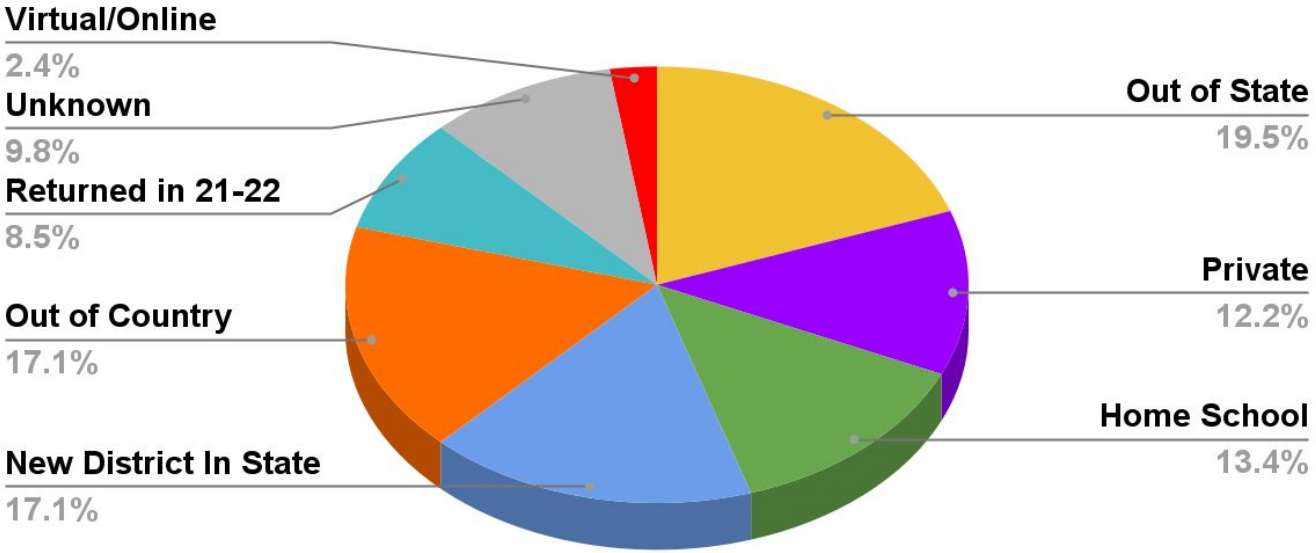

February to June 2020-2021 SY

Semester 2 2020-2021 Totals - Withdrawal Reason

47 Students Reported

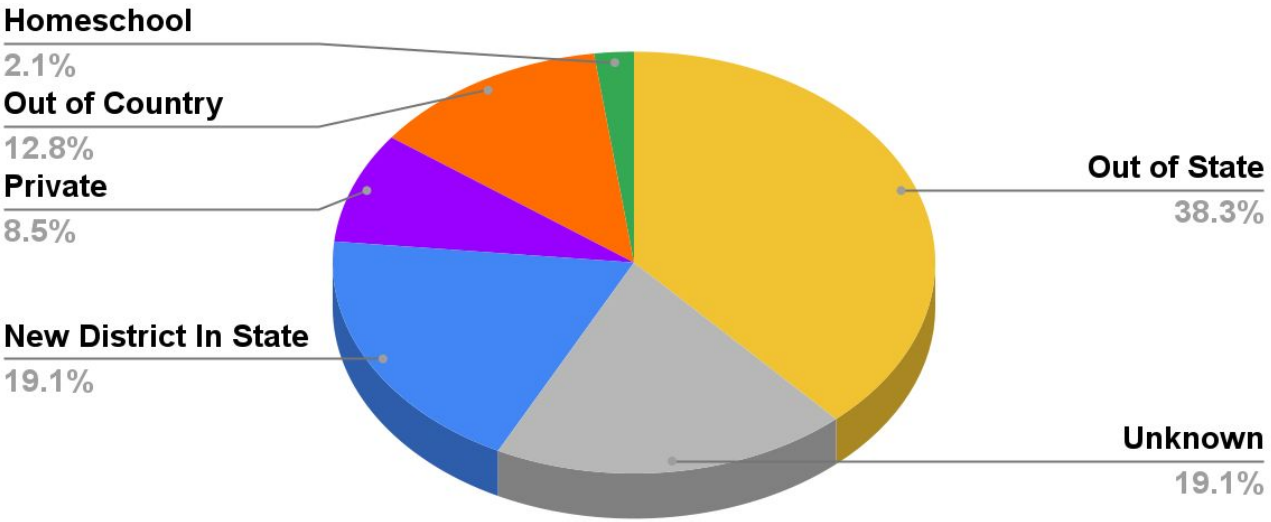

June to August 20/21 to 21/22 SY

Summer 2021 Totals - Withdrawal Reason

262 Students Reported

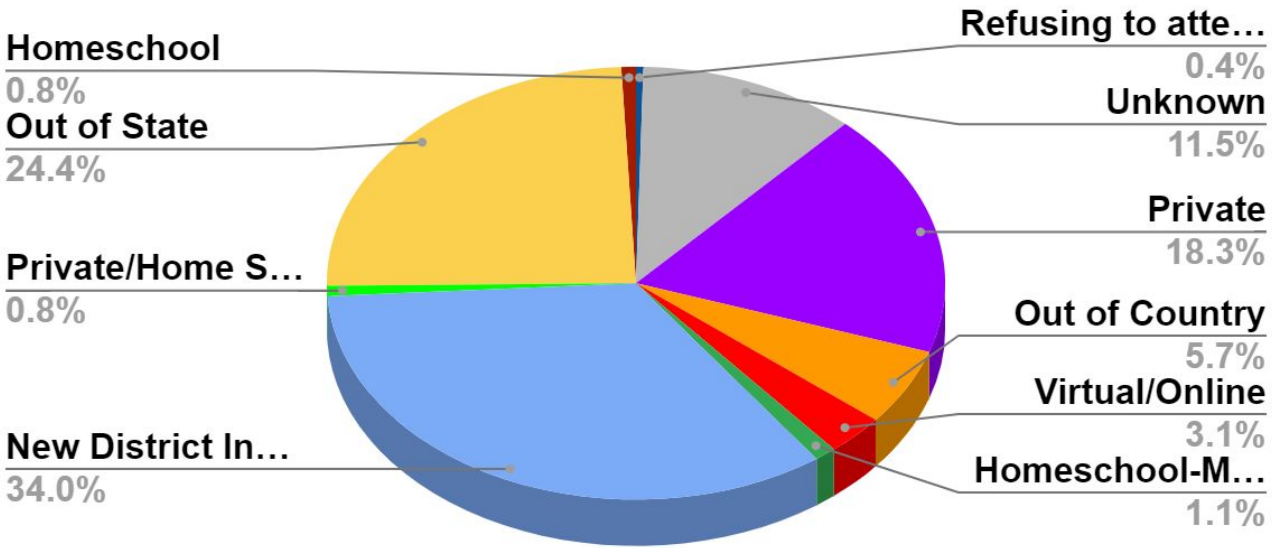

September 2020 to August 2021

Total Withdrawals 2020 -2021

391 Students

