

# Winter Learning Activities to do at Home

Work on color names while snow painting outside. All you need is a plastic spray bottle and food coloring. Tint water various colors and let them spray into the snow. You can tear holes into a garbage bag to make a smock, if desired.



Counting pine cones is interesting. Go on a hunt outside with a bucket/bag and collect ten pine cones together. Bring them inside and line them up. Count 10 pine cones in a line. Have them give you various amounts (i.e. "Give me 3") to really work on those 1:1 correspondence skills.



Try teaching opposites using texture. Find rough/bumpy things (a pine cone, a piece of evergreen, packing bubbles, sandpaper, scrunched up foil, etc.) and contrast with soft/smooth things (felt, cotton balls, flat tin foil, cellophane, etc). Make two different piles together.

Salt/sugar tray writing is a simple way to practice letter and numeral formation. All you need is a baking sheet and salt or sugar. Using their pointer finger, your child can imitate straight lines or circular lines that you have modeled for them. They could even practice writing letters, numbers, or their name.

Play a game: "Pin the Bow on Top". Just like "Pin the Tail on the Donkey", take turns. Stick bows on a large picture of an evergreen tree (a big green triangle hanging on the wall). Use a blindfold if you like and spin around 5 times. Talk about colors. Count the bows together.



Ice cream snow! Put some freshly fallen snow in a bowl. Have your child add a little milk, sugar, and vanilla. Stir and enjoy...mmmmm



Spray shaving cream on the table. Practice making faces in the white shaving cream or "snow". Make happy faces and sad faces. Focus on body parts (eyes, nose, mouth) It's an easy clean up process once you're done!

Wrapping collage is fun. Using leftover scraps of wrapping paper and ribbon, have your child make a collage. They will need scissors and glue. They can glue onto paper plates, cardboard, or good ol' paper.



Write a child's name using cereal or pretzel sticks. Trace the name on a piece of paper and add some glue if you want it to stay, otherwise just trace the name with little snacks that are safe for your child to eat.








Sorting winter gear is great. Gather up a bunch of hats, mittens/gloves, scarves, and warm socks from around the house. Then have your child sort them into piles ("put with same"). Hats with hats, socks with socks, etc. Or have them find matching pairs of mittens/gloves and socks.



Small, medium, large! Build a real snowman outside. Stress the 3 different sizes. Maybe practice with 3 different sized white circles cut from paper beforehand. See if your child can stack the 3 circles from big to small.



Create Baking Dough: 4 Tablespoons flour, 1 tablespoon salt, 2 tablespoons water. Your child can measure and mix this dough recipe on their own. Mix the ingredients together; then shape the dough or roll it out and cut with cookie cutters. Bake the dough at 350\* for 1 to 1.5 hours. The finished and cooled product can be painted. These make great ornaments or gifts.

<p>Places to go: the Library, grocery store, pet stores, post office, the bank, parks.</p> 	<p>Explore volume: pour water into containers of various sizes</p> 	<p>Laundry Learning: sort items by color or size; categorize, match</p> 
<p>Activities: Read, play ball, sing or dance, do fingerplay, paint with your fingers, color with a variety of colors, role play various people, animals, and vehicles, hide and seek objects or certain colors around the room, or make a fort using chairs and sheets</p> 	<p>Retell events of a favorite story. Discuss beginning, middle and end; ask who, what, why questions</p> 	<p>Match-Slap: with a deck of cards and a partner: divide the cards; each person lays down a card and if the numbers are the same, slap the cards and collect the pile. The winner has the most cards when each player has no more cards in their hands. Variation: "slap" greater than/less than, more/less, bigger/smaller, matching color, matching suit. For higher skill, add/subtract the numbers</p>

Enjoy your time together and see you after the holidays!!

Love your Learning Lions Team,

Mrs. Taylor, Mrs. A., Mrs. Cherry

