





At CGS, these are the reading strategies used K-2 to figure out unknown words. Grades K/1 also use *strategy puppets* to help students remember what to DO when they are stuck on a word. **STUCK ON A WORD?** Poster is below.

	<p>Eagle Eye - Look at the pictures!</p> <ul style="list-style-type: none"><li>• Look at the pictures for clues.</li></ul>
	<p>Lips the Fish - Get your mouth ready!</p> <ul style="list-style-type: none"><li>• Get your mouth ready for the first sound.</li></ul>
	<p>Skippy the Frog - Skip It, Skip It!</p> <ul style="list-style-type: none"><li>• Say the first sound and skip the rest of the word.</li><li>• Read to the end of the sentence.</li><li>• Hop back and <b>READ IT, READ IT!</b></li></ul>
	<p>Trying Lion - Try it again!</p> <ul style="list-style-type: none"><li>• Try to reread the sentence.</li><li>• Does it sound right? Try again.</li><li>• Does it look right? Try again.</li><li>• Does it make sense? Keep on trying!</li></ul>
	<p>Chunky Monkey - Chunk the Word!</p> <ul style="list-style-type: none"><li>• Look for a chunk that you know (-at, -an).</li><li>• Look for parts you know (-ing, -er).</li></ul>
	<p>Stretchy Snake - Stretch it out!</p> <ul style="list-style-type: none"><li>• Stretch the word out slowly.</li><li>• Blend those sounds together.</li></ul>
	<p>Flippy the Dolphin-Flip the vowel sound!</p> <ul style="list-style-type: none"><li>• If a word doesn't sound right, <b>FLIP</b> the vowel.</li><li>• Try the short and long vowel sound-does it sound right?</li></ul>

