

TRUMBULL PUBLIC SCHOOLS

TRUMBULL, CONNECTICUT

Finance Committee of the
Trumbull Board of Education
Long Hill Administration Building – Ellie’s Room

Thursday, December 15, 2022

4:30 PM

Meeting ID:

meet.google.com/fcr-wyyw-egs

[Join by phone](#)

(US) +1 619-784-8026 PIN: 492 074 184#

MEETING AGENDA

1. Approval of minutes of November 17th meeting.
2. Review of Financials Statements for the month ending November 30, 2022.
 - a. Fund 001 the BOE General Fund
 - b. Fund 009 the Town’s Fund for Non-Public school expenditures
 - c. Fund 100 Student Activities
 - d. Fund 200 State and Federal grants
 - e. Fund 205 Special Revenue Funds
 - f. Fund 210 Food Service
 - g. Fund 300 Scholarships formerly Expendable Trust
3. Adjourn

TRUMBULL PUBLIC SCHOOLS
TRUMBULL, CONNECTICUT

Finance Committee of the
Trumbull Board of Education

Meeting Minutes

Date of Meeting: Thursday, November 17, 2022

Attendees: Committee Members: Jackie Norcel, Julia McNamee, and Chris Bandecchi (via phone); Staff: Paul Hendrickson, Peg Brindisi, and Dean Catalano. Public: Mary Issac (via Google Meet).

Location: Long Hill – Ellie’s Room

The meeting was called to order at 4:30 pm.

The minutes of the October 27, 2022 meeting were approved 3-0 (Mr. Bandecchi moved, Ms. McNamee seconded).

Mr. Hendrickson reviewed the financial report as of October 31, 2022 including:

- a. Fund 001 the BOE General Fund
- b. Fund 009 the Town’s Fund for Non-Public school expenditures
- c. Fund 100 Student Activities
- d. Fund 200 State and Federal grants
- e. Fund 205 Special Revenue Funds
- f. Fund 210 Food Service
- g. Fund 300 Scholarships formerly Expendable Trust

Pupil Personnel (PPS) Director Dean Catalano was present and reviewed PPS operations with Committee members and answered their questions.

In addition to his narrative on the financial report, Mr. Hendrickson provided the Committee with answers to the majority of Ms. McNamee’s e-mailed questions. Also, Mr. Hendrickson provided ELITE financial statements as of October 31, 2022.

Ms. McNamee made a motion to accept the Financial Report and forward it to the Board of Education. The motion was seconded by Ms. Norcel. The motion passed 2-0.

Ms. McNamee made a motion to adjourn. The motion was seconded by Ms. Norcel. The meeting was adjourned at 5:32 pm.

Respectfully submitted,

Paul Hendrickson

December 15, 2022 – Board of Education Finance Committee Report

Operating Budget (001):

- 1) The presentation begins with four graphs: Total Budget, Salaries, Benefits, and Utilities which illustrate the cumulative spend as a percentage of the respective budget at year end.
 - a. Cumulative Total Board of Education Budget % by Month: 32.2%
 - i. In the past three years this has ranged from 28.9% => 33.9%.
 - b. Salaries (which are approximately 66.6% of the budget): 26.6%
 - i. In the past three years this has ranged from 26.5% => 28.1%.
 - c. Benefits (which are 17.2% of the budget) spent: 41.1%
 - i. In the past three years this has ranged from 38.7% => 50.0%.
 - ii. Salaries and benefits make up 83.8% of the budget.
 1. Through November 30, the District has spent 29.6% of the combined budgets.
 2. The range over the past three years has been 28.9% => 32.1%.
 - d. Utilities (Electricity + Water) spent YTD = 38.5% of budget.
 - i. Last three years: 32.3% => 51.1%
- 2) There are a few items I would like to point out under the categories below (please refer both to the two-page summary and the thirteen-page detailed general fund financials in the package):
 - a. Salaries: The Business Office is reviewing the headcount and salaries in each account.
 - b. Employee Benefits: Health benefits shows a -\$288,012 available balance.
 - i. The Business Office will monitor these accounts closely to determine what a “steady state” monthly invoicing will be. The available balance will change monthly as employees change coverage (e.g., single => couple) as well as people joining / leaving the District.
 - ii. To date the District has not received any unemployment invoices from the State Department of Labor.
 - c. Purchased Professional Services: -\$33,409
 - i. PPS – L/W – Consultants: -\$242,614 down from -\$261,554 last month
 1. This deficit is due to a number of consultants providing services which would have otherwise been expensed through the salary lines.
 - ii. Transportation – Professional Services = -\$15,000.
 1. This is due to contracting with Transportation Advisory Services to assist with the Transportation RFP.
 - iii. Data Services – Training = -\$7,200. This is due to training services associated with the MUNIS upgrade.
 - d. Purchased Other Services: -\$288,560 down from -\$412,852 last month
 - i. Transportation – SPED – Summer Buses: -\$36,579
 1. Greater enrollment, requiring more buses.
 - ii. Transportation – SPED – Out-of-District: -\$137,110
 1. Remained flat month-to-month
 - iii. Tuition – PPS Outplaced: -\$484,587 down \$96,474 from -\$581,061 last month.

1. Due to more out-placements than budgeted and higher year-to-year costs.
- iv. Tuition – Adult Ed: -\$61,050
 1. The budget for this item (\$61,050) is under Other Purchased Services (Acct, #01741200-55900).
- e. Supplies: \$437,029 a decrease \$99,918 from \$536,947 last month.
 - i. Facilities – Custodial Supplies: -\$16,902; was -\$41,085 last month.
 1. Some encumbrances were adjusted.
- f. Property: \$13,280 a decrease of \$59,408 from 72,688 last month.
 - i. Technology-Classroom-Computer Equipment: -\$170,890
 1. These purchases and encumbrances are part of our technology plan.
 2. The funds to right size the account will be transferred from the Non-Lapsing Account at a later date.
- g. Other Objects:
 - i. Business Office – Intergovernmental Transfer = -\$466,300
 - ii. This credit consists of three items transferred from the 205 accounts:
 1. \$300,000 from the Athletic Fund
 2. \$100,000 from E-Rate (Technology)
 3. \$66,300 from Magnet School Transportation.

Town Accounts (009)

- 1) July expenses = \$12,869; August expenses = \$11,802; September expenses = \$27,626; and October expenses = \$125,068; November expenses = \$111,093.
- 2) Year-to-Date (YTD spend) = \$288,458 (22.1% of the budget).

Student Activities Accounts (100)

- 1) The aggregate balance of accounts decreased \$49,883 from \$419,773 (10/31) => \$369,890 (11/30).
- 2) The primary transaction was a decrease of \$41,747 in the THS Class of 2024 account which was due to expenses related to the Juniors' Fall Harvest Ball.

Grants (200)

- 1) Four grants are showing a negative balance: Title III, ESSER II, Title I, and Headstart Food.
- 2) The first three grants must have salaries reclassified while Headstart Food is encumbered for the year, but the budget has not been finalized.

Special Revenue Funds (205)

- 1) The Special Revenue Funds which show a deficit is because either they have little or no revenue while the accounts have been encumbered.
- 2) AgriScience: -\$22,410
 - a. Deficit primarily due to trip to Nationals in Indianapolis (\$19,170) and the purchase of an ultra-sound machine for animals (\$3,240) prior to receiving any revenue.
- 3) Both Strings / Band and ELITE are in a deficit position (-\$135,510 and -\$70,613 respectively).
 - a. Both of these accounts were approximately flat month-to-month.

- b. I estimate that Strings / Band will finish the year with a \$140,000 deficit.
 - c. Attached is the year-to-date profit and loss statement for the ELITE program.
- 4) THS Musical: -\$29,522
 - a. This is due to two encumbrances: licensing fees (\$7,394) for the Spring Musical production and \$22,128 for theatrical lighting.
- 5) The Voluntary Insurance account is a self-liquidating account.
 - a. This means that each month employees who signed-up for additional life insurance make a payment. These payments reduce the deficit.
 - b. It is in deficit -\$209,946 and monthly payments are between \$25,000 and \$30,000.
 - c. Note that at July 1st the account had a balance of \$3,341.

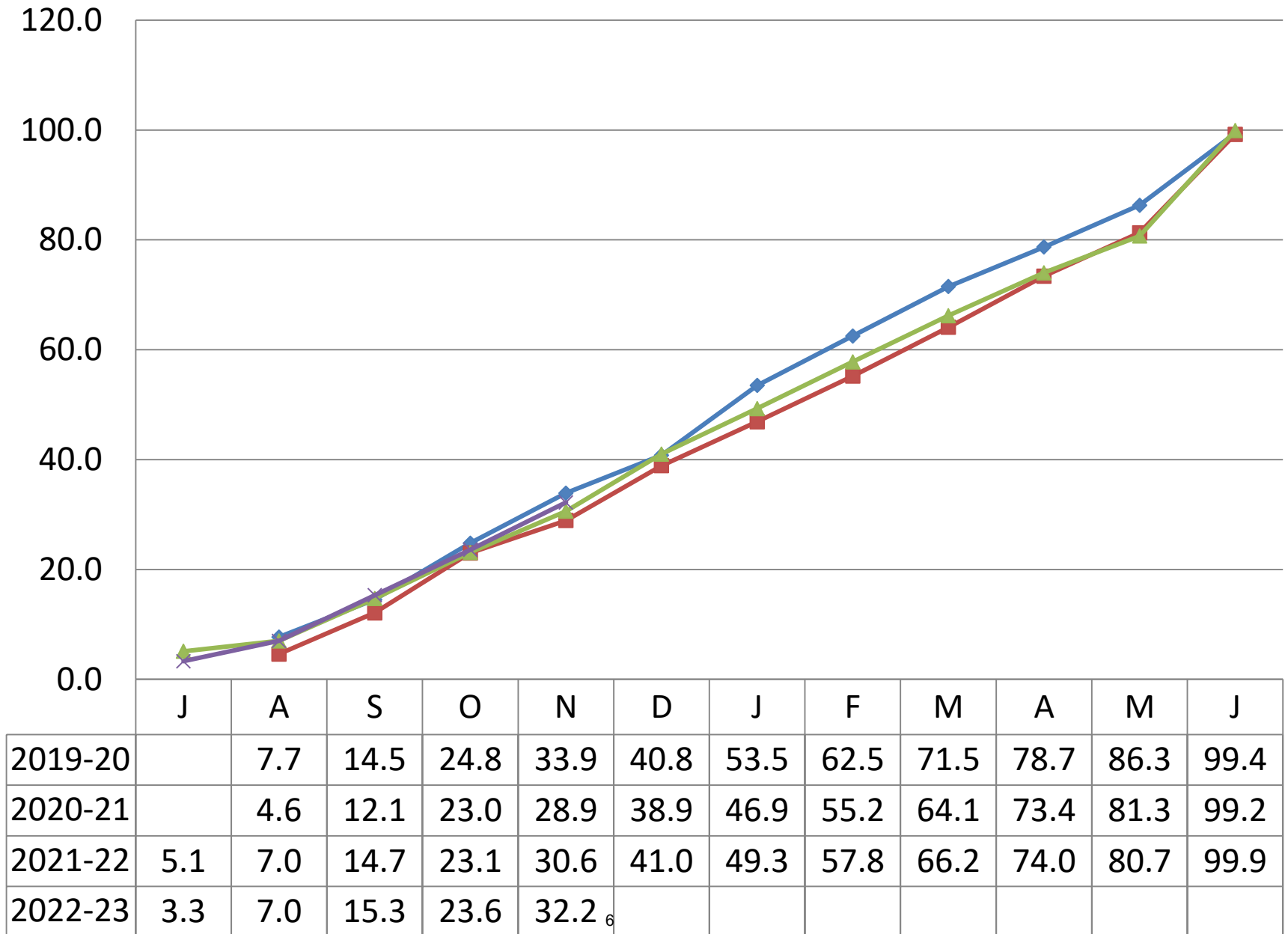
Food Service (210)

- 1) The monthly results were:
 - a. November profit = \$908,113; the sizeable profit was due in large part to \$870,574 received via lunch claims to the State.
 - b. October loss = -\$126,599
 - c. September loss = -\$164,183
 - d. August loss = -\$52,100
 - e. July loss = -\$46,095
- 2) The cumulative profit through November 30th = \$519,136.
- 3) The Seamless Summer Option (SSO) program ended on June 30th and was replaced by the SMART program.
 - a. The SMART program is similar to SSO, but is only funded to \$829K.
 - b. Students will have to pay after the funds are expended.
 - c. The SMART program ended on November 30th.
- 4) At November 30st, the District's cash account = \$2,922,960 while the "Due to Town Account" = \$1,636,565 resulting in a \$1,286,395 net cash position.
- 5) In November the District received \$139,679.72 for the National School Lunch Program (NSLP) claim for September and \$264,571.64 in SMART funds for September; the total = \$404,251.36.
 - a. The District has outstanding NSLP claims of \$128,347.53 for October and \$130,866.97 for November, totaling = \$259,214.50.
 - b. The District has submitted its October SMART claim of \$232,304.60. The November claim will be submitted shortly and will be approximately the same as October.

Scholarships (300)

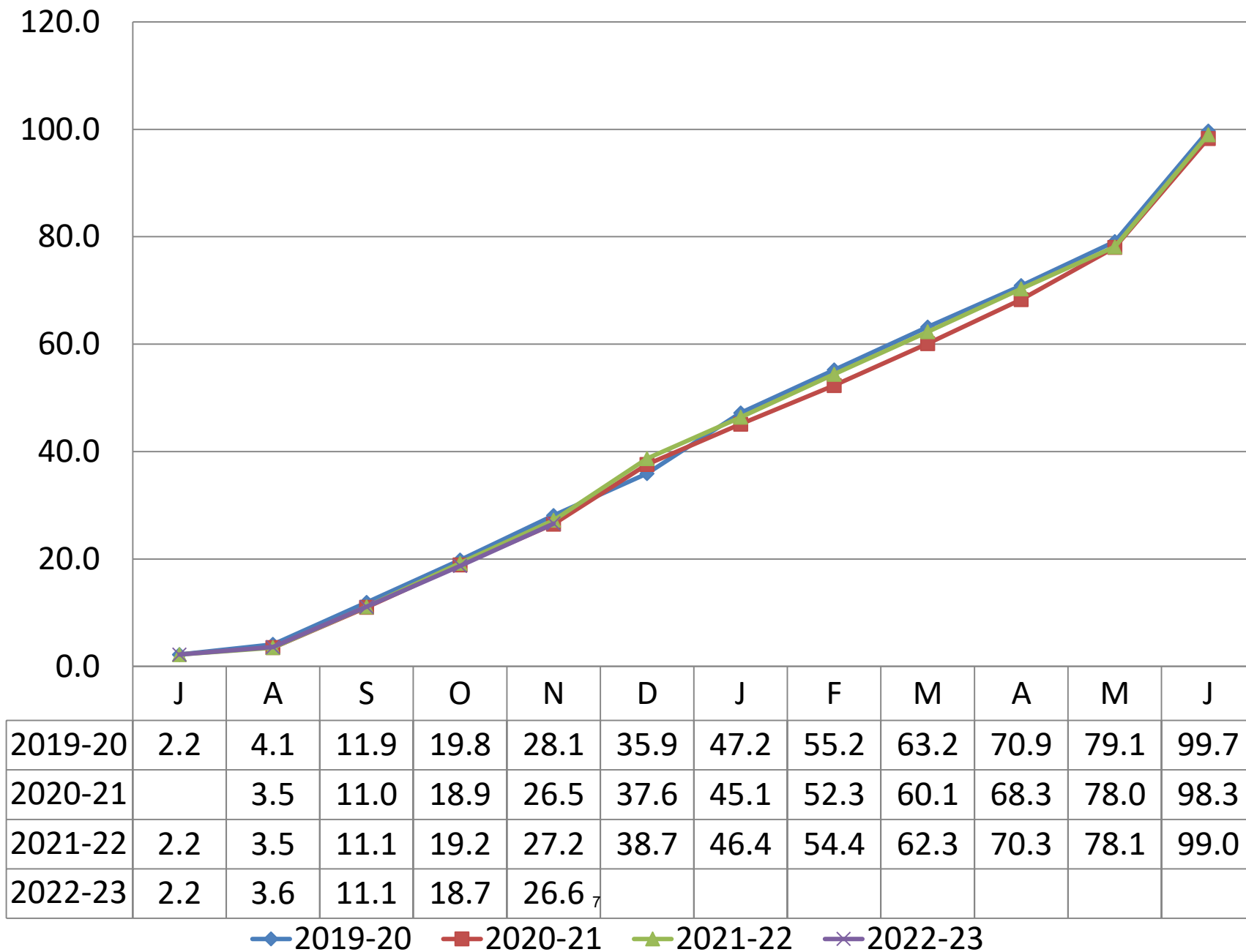
- 1) The balance of the Scholarship Fund was \$163,987 at 11/30, an increase of \$100 from \$163,837 at 10/31.

Cumulative Total Board of Education Budget % By Month

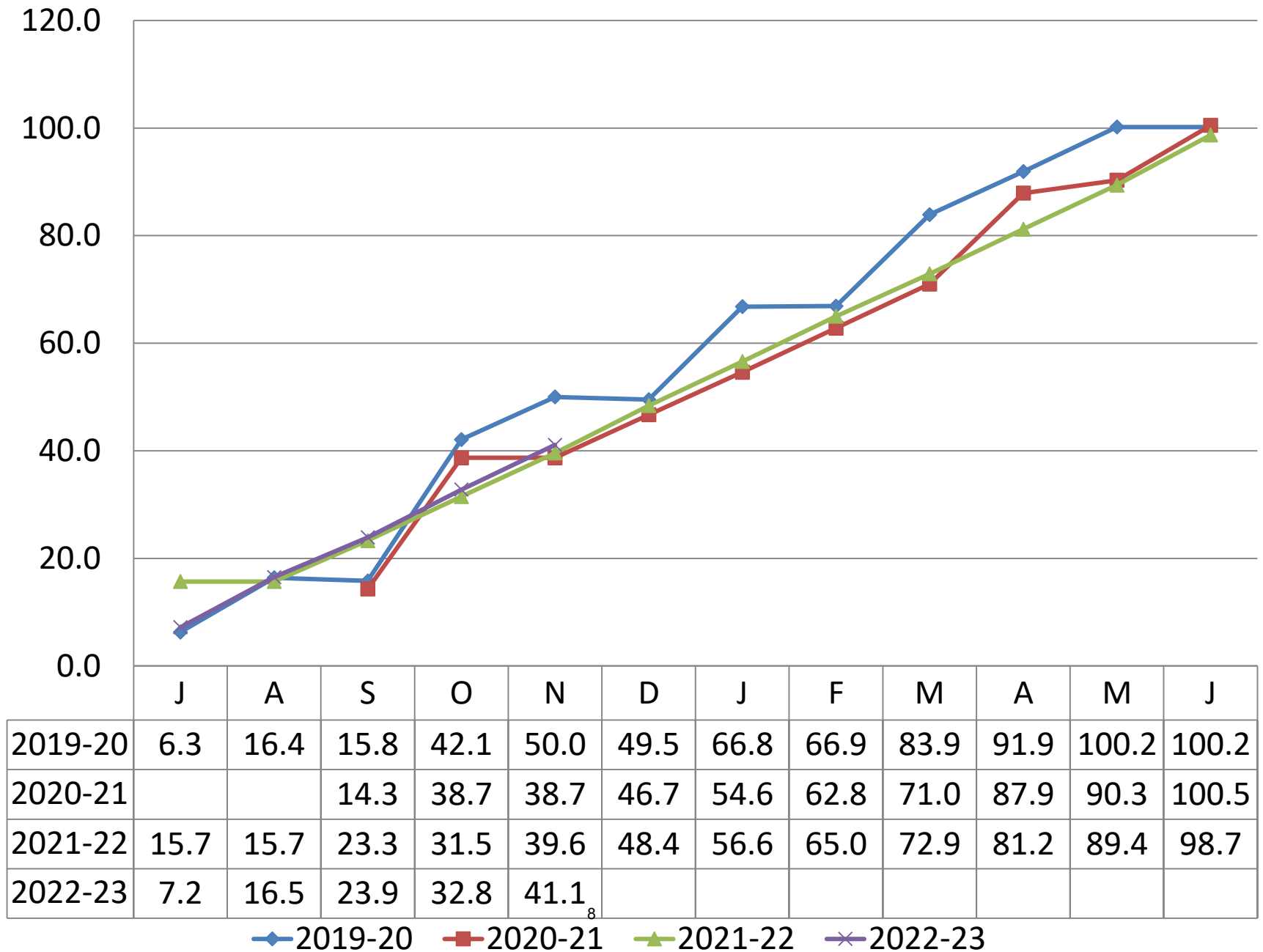


◆ 2019-20
 ■ 2020-21
 ▲ 2021-22
 × 2022-23

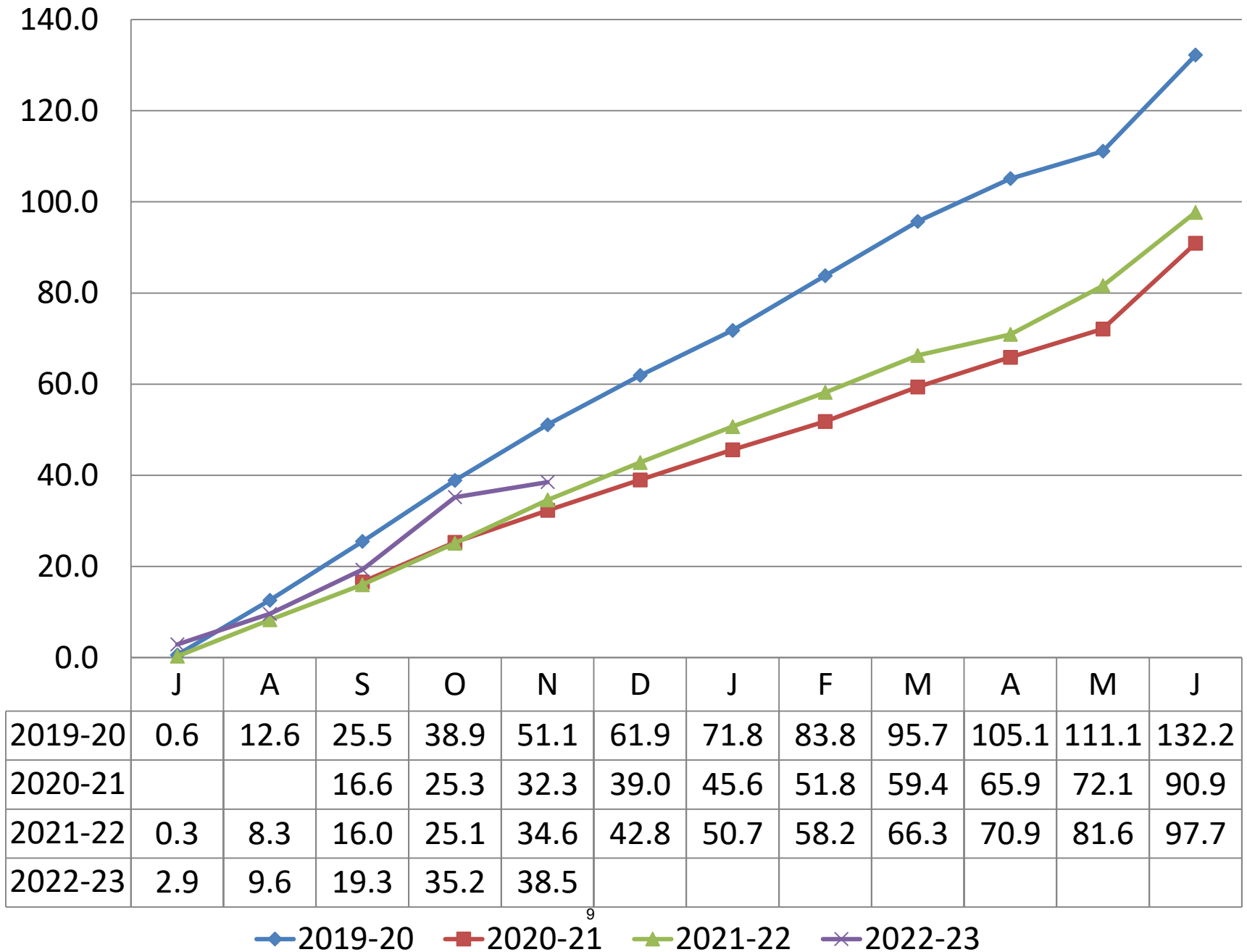
Cumulative Board of Education Salaries Budget % By Month



Cumulative Board of Education Benefits Budget % By Month



Cumulative Board of Education Utilities Budget % By Month



12/12/2022 12:45
1791pbri

TRUMBULL BOE, CT
YEAR-TO-DATE BUDGET REPORT

P 1
glytdbud

FOR 2023 05

	ORIGINAL APPROP	TRANFRS/ ADJSTMTS	REVISED BUDGET	YTD EXPENDED	ENCUMBRANCES	AVAILABLE BUDGET	PCT USED
001 BOE GENERAL FUND	115,915,558	0	115,915,558	37,305,228.92	77,218,107.00	1,392,222.08	98.8%
009 TOWN ACCOUNTS FUND	0	1,304,548	1,304,548	288,458.43	845,861.02	170,228.55	87.0%
200 GRANTS FUND	0	4,847,478	4,847,478	1,152,748.62	2,303,035.40	1,391,693.49	71.3%
205 SPECIAL REVENUE FUND	0	613,758	613,758	567,484.03	680,080.64	-633,807.17	203.3%
210 SCHOOL LUNCH FUND	0	1,083,521	1,083,521	1,102,984.01	1,818,124.31	-1,837,587.32	269.6%

GRAND TOTAL 115,915,558 7,849,304 123,764,862 40,416,904.01 82,865,208.37 482,749.63 99.6%

** END OF REPORT - Generated by Peg Brindisi **

Trumbull Board of Education Expense vs Budget Summary
Report for the Period Ended 11/30/2022

<u>Object Description</u>	<u>Code</u>	<u>Revised</u>	<u>Expended</u>	<u>Committed/ Estimates</u>	<u>Available/ (Over)</u>	<u>% Spent or Committed</u>
<u>Salaries</u>	<u>100</u>					
Admin/Supervisors		\$4,969,444	\$1,993,345	\$2,854,285	\$121,815	98%
Teachers		\$55,851,515	\$13,213,283	\$41,505,902	\$1,132,330	98%
Custodians/Maintenance		\$3,942,573	\$1,416,601	\$2,261,091	\$264,880	93%
Tech Support		\$514,173	\$209,601	\$295,806	\$8,766	98%
Admin Support		\$2,717,863	\$1,071,531	\$1,761,985	-\$115,653	104%
Paras & Aides		\$5,463,591	\$1,491,448	\$3,656,548	\$315,595	94%
Substitutes		\$834,900	\$279,386	\$563,725	-\$8,211	101%
Coaches & Advisors		\$846,161	\$254,262	\$613,545	-\$21,646	103%
Salaries Other		\$1,690,303	\$445,245	\$1,186,922	\$58,137	97%
Misc Salary Items		\$398,000	\$203,419	\$0	\$194,581	51%
Salaries Total		\$77,228,523	\$20,578,120	\$54,699,809	\$1,950,593	97%
<u>Employee Benefits</u>	<u>200</u>					
Health Insurance		\$17,401,837	\$7,396,244	\$10,293,605	-\$288,012	102%
FICA		\$1,932,381	\$569,997	\$1,362,384	\$0	100%
Other Insurance		\$339,000	\$122,283	\$207,754	\$8,962	97%
Unemployment		\$50,000	\$0	\$50,000	\$0	100%
Benefits Other		\$198,000	\$105,692	\$87,520	\$4,788	98%
Employee Benefits Total		\$19,921,218	\$8,194,216	\$12,001,263	-\$274,261	101%
<u>Purchased Professional Services</u>	<u>300</u>					
Legal		\$250,000	\$69,250	\$190,600	-\$9,850	104%
Service Contracts		\$464,667	\$318,044	\$22,000	\$124,623	73%
Consultants		\$275,000	\$160,282	\$357,333	-\$242,614	188%
Other Prof Services		\$566,995	\$227,875	\$244,688	\$94,432	83%
Purchased Professional Services Total		\$1,556,662	\$775,450	\$814,621	-\$33,409	102%
<u>Purchased Property Services</u>	<u>400</u>					
Utilities		\$1,159,705	\$446,412	\$703,293	\$10,000	99%
Repairs & Svc Fees		\$414,200	\$164,728	\$214,435	\$35,037	92%
Copiers		\$265,000	\$84,744	\$170,236	\$10,020	96%
Other Purch'd Property Svcs		\$112,500	\$54,568	\$70,787	-\$12,855	111%
Purchased Property Services Total		\$1,951,405	\$750,451	\$1,158,752	\$42,202	98%
<u>Purchased Other Services</u>	<u>500</u>					
Transportation		\$6,744,729	\$1,879,553	\$4,928,656	-\$63,479	101%
Communications		\$299,700	\$155,352	\$185,969	-\$41,621	114%
Postage		\$46,000	\$9,249	\$36,751	-\$1	100%
Advertising		\$2,975	\$1,351	\$0	\$1,624	45%
Interns		\$341,250	\$136,500	\$165,600	\$39,150	89%
Tuition		\$3,961,698	\$2,385,299	\$2,060,986	-\$484,587	112%
Printing		\$13,750	\$5,307	\$77	\$8,366	39%
Other Purch'd Svcs		\$421,694	\$130,664	\$39,042	\$251,988	40%
Purchased Other Services Total		\$11,831,796	\$4,703,275	\$7,417,081	-\$288,560	102%
<u>Supplies</u>	<u>600</u>					
Supplies-Teaching		\$635,116	\$373,969	\$130,805	\$130,341	79%
Supplies-Office		\$92,115	\$58,169	\$20,764	\$13,182	86%

Trumbull Board of Education Expense vs Budget Summary
Report for the Period Ended 11/30/2022

<u>Object Description</u>	<u>Code</u>	<u>Revised</u>	<u>Expended</u>	<u>Committed/ Estimates</u>	<u>Available/ (Over)</u>	<u>% Spent or Committed</u>
Supplies-Custodial		\$116,000	\$97,217	\$35,684	-\$16,902	115%
Supplies-Maintenance		\$251,500	\$128,208	\$85,259	\$38,033	85%
Text & Workbooks		\$409,463	\$267,913	\$28,310	\$113,241	72%
Subscriptions		\$296,648	\$286,437	\$3,498	\$6,713	98%
Testing Materials		\$170,000	\$103,229	\$45,801	\$20,970	88%
Books & A/V		\$44,290	\$25,191	\$10,877	\$8,222	81%
Software		\$193,925	\$208,140	\$630	-\$14,845	108%
Energy		\$599,400	\$88,528	\$396,472	\$114,400	81%
Other Supplies		\$32,400	\$4,061	\$4,666	\$23,674	27%
Supplies	Total	\$2,840,857	\$1,641,061	\$762,767	\$437,029	85%
<u>Property</u>	<u>700</u>					
Office Equipment		\$850	\$26	\$0	\$824	3%
Office Furniture		\$0	\$813	\$0	-\$813	#DIV/0!
Classroom Equipment		\$380,324	\$348,881	\$116,921	-\$85,478	122%
Classroom Furniture		\$15,700	\$6,748	\$1,493	\$7,458	52%
Bldg Equipment		\$83,000	\$16,824	\$9,422	\$56,754	32%
Bldg Improvements		\$45,000	\$7,605	\$6,410	\$30,985	31%
Other Equipment		\$3,550	\$0	\$0	\$3,550	0%
Property	Total	\$528,424	\$380,897	\$134,246	\$13,280	97%
<u>Debt Service & Miscellaneous</u>	<u>800</u>					
Dues, Fees and Memberships		\$521,973	\$281,758	\$229,566	\$10,649	98%
Other Objects		\$1,000	\$0	\$0	\$1,000	0%
Miscellaneous	Total	\$522,973	\$281,758	\$229,566	\$11,649	98%
<u>Other Objects</u>	<u>900</u>					
Other-Ant Surpl/Excess Cst		(\$466,300)	\$0	\$0	-\$466,300	0%
Other Objects	Total	(\$466,300)	\$0	\$0	-\$466,300	0%
Munis Report Total		\$115,915,558	\$37,305,229	\$77,218,107	\$1,392,222	99%

**Trumbull Board of Education Expense vs Budget Detail
Report for the Period Ended 11/30/2022**

Account #	Account Description	Budget			Expended	Committed/	Available/
		Original	Transfers	Revised		Estimates	(Over)
Salaries							
Admin/Supervisors							
01011000-51113	TECEC-Admin-Admin Salaries	\$123,747	\$0	\$123,747	\$57,617	\$83,807	(\$17,678)
01011200-51114	PPS-Admin-Director/Coordinator	\$315,181	\$0	\$315,181	\$120,346	\$175,232	\$19,604
01402320-51114	Asst Super-Admin-Asst Superintendent	\$130,000	\$0	\$130,000	\$31,150	\$0	\$98,850
01412210-51113	D/W-Elem Asst Principal	\$0	\$0	\$0	\$0	\$0	\$0
01412210-51114	Curr Dir-Admin-Director	\$197,200	\$0	\$197,200	\$81,904	\$119,134	(\$3,838)
01422520-51125	Tech-Admin-Manager	\$137,932	\$0	\$137,932	\$56,194	\$81,737	\$0
01512400-51113	BHES-Admin-Principal	\$182,000	\$0	\$182,000	\$74,148	\$107,852	\$0
01522400-51113	FTES-Admin-Principal/Asst Principal	\$290,133	\$0	\$290,133	\$108,096	\$157,230	\$24,807
01532400-51113	DFES-Admin-Princiapl	\$182,000	\$0	\$182,000	\$74,148	\$107,852	\$0
01542400-51113	MBES-Admin-Principal	\$240,755	\$0	\$240,755	\$96,780	\$140,771	\$3,204
01552400-51113	JRES-Admin-Principal	\$171,244	\$0	\$171,244	\$69,766	\$101,478	\$0
01582400-51113	TSES-Admin-Principal	\$182,000	\$0	\$182,000	\$74,148	\$107,852	\$0
01612400-51113	HMS-Admin-Principal/Asst Principal	\$346,615	\$0	\$346,615	\$135,574	\$197,199	\$13,842
01622400-51113	MMS-Admin-Principal/Asst Principal	\$350,163	\$0	\$350,163	\$142,659	\$207,504	\$0
01711006-51114	THS-Ag Science-Director	\$80,651	\$0	\$80,651	\$32,858	\$47,793	\$0
01711019-51114	Sports-Sports General-Director	\$168,163	\$0	\$168,163	\$68,511	\$99,652	(\$0)
01712400-51113	THS-Admin-Principals	\$868,490	\$0	\$868,490	\$353,829	\$514,660	\$0
01741200-51113	Continuing Ed-Admin-Administrator	\$0	\$0	\$0	\$0	\$0	\$0
01822230-51125	Facilities-Admin-Director/Managers	\$247,562	\$0	\$247,562	\$101,918	\$148,244	(\$2,600)
01822230-51141	Facilities-Admin-Manager OT	\$0	\$0	\$0	\$0	\$0	\$0
01882700-51125	Trans-Admin-Manager	\$74,589	\$0	\$74,589	\$30,388	\$44,201	\$0
01902320-51115	Super-Admin-Superintendent	\$262,679	\$0	\$262,679	\$111,466	\$162,132	(\$10,920)
01912520-51113	Bus Off-Admin-Business Administrator	\$172,890	\$0	\$172,890	\$71,845	\$104,502	(\$3,457)
01912520-51129	Bus Off-Admin-Acctg Manager	\$88,623	\$0	\$88,623	\$36,106	\$52,517	(\$0)
01922530-51125	Asst Super-Dir Digital Learning	\$156,827	\$0	\$156,827	\$63,893	\$92,935	(\$0)
	Admin/Supervisors Total	\$4,969,444	\$0	\$4,969,444	\$1,993,345	\$2,854,285	\$121,815
Teachers							
01011000-51110	TECEC-Classroom-Teachers	\$808,589	\$0	\$808,589	\$163,926	\$580,680	\$63,984
01011200-51118	PPS-L/W-Curriculum Writing	\$20,000	\$0	\$20,000	\$0	\$0	\$20,000
01011200-51119	PPS-L/W-Teacher Xtra Time	\$36,000	\$0	\$36,000	\$13,934	\$0	\$22,066
01021201-51119	PPS-After School-Teacher Salaries	\$0	\$0	\$0	\$0	\$0	\$0
01062140-51111	PPS-L/W-Psychologists	\$2,057,461	\$0	\$2,057,461	\$380,369	\$1,262,840	\$414,252
01062145-51111	PPS-L/W-Behaviorists	\$50,882	\$0	\$50,882	\$61,455	\$200,049	(\$210,621)
01072110-51111	PPS-L/W-Social Workers	\$1,266,920	\$0	\$1,266,920	\$223,542	\$766,653	\$276,725
01082150-51111	PPS-L/W-Speech & Language	\$1,361,659	\$0	\$1,361,659	\$323,928	\$1,018,519	\$19,211
01121200-51111	TECEC-Classroom-Specialists	\$170,881	\$0	\$170,881	\$39,498	\$110,675	\$20,708
01161200-51110	PPS-SPED-Elementary Teachers	\$2,149,393	\$0	\$2,149,393	\$542,437	\$1,656,921	(\$49,965)
01231200-51110	PPS-SPED-Middle School Teachers	\$1,442,419	\$0	\$1,442,419	\$359,138	\$1,145,910	(\$62,629)
01331200-51110	PPS-SPED-THS Teachers	\$2,181,279	\$0	\$2,181,279	\$512,189	\$1,538,358	\$130,732
01371200-51118	PPS-ESY-Teacher salaries	\$191,000	\$0	\$191,000	\$141,411	\$0	\$49,590
01402210-51110	Curr Dir-D/W-ELL Teachers	\$584,808	\$0	\$584,808	\$150,580	\$482,709	(\$48,481)
01402320-51116	Asst Super-Admin-Teacher Stipends	\$0	\$0	\$0	\$0	\$0	\$0
01402320-51118	Asst Super-L/W-Prof Devt Prep	\$0	\$0	\$0	\$0	\$0	\$0
01402320-51200	Asst Super-Admin-Teacher Mentors	\$5,000	\$0	\$5,000	\$0	\$0	\$5,000
01411250-51110	Curr Dir-D/W-TAG Teachers	\$116,413	\$0	\$116,413	\$26,865	\$89,548	\$0
01412210-51111	Curr Dir-D/W-Program Leaders	\$384,824	\$0	\$384,824	\$110,131	\$265,559	\$9,134
01412210-51117	Curr Dir-D/W-Teacher Training	\$50,000	\$0	\$50,000	\$944	\$49,057	\$0
01412210-51118	Curr Dir-D/W-Prof Devt Prep	\$30,000	\$0	\$30,000	\$18,420	\$0	\$11,581
01412210-51119	Curr Dir-Admin-Curriculum Writing	\$83,555	\$0	\$83,555	\$37,852	\$0	\$45,703
01511001-51110	BHES-Classroom-Teachers	\$2,189,116	\$0	\$2,189,116	\$528,935	\$1,699,640	(\$39,459)
01511002-51110	BHES-Classroom-Specialists	\$668,894	\$0	\$668,894	\$139,874	\$422,068	\$106,952
01512220-51110	BHES Library-Teachers-Salaries	\$96,273	\$0	\$96,273	\$22,217	\$74,056	(\$0)
01521001-51110	FTES-Classroom-Teachers	\$2,481,988	\$0	\$2,481,988	\$547,255	\$1,707,292	\$227,441
01521002-51110	FTES-Classroom-Specialists	\$895,790	\$0	\$895,790	\$200,459	\$712,054	(\$16,723)
01522220-51110	FTES Library-Teachers-Salaries	\$107,279	\$0	\$107,279	\$24,757	\$82,522	(\$0)
01531001-51110	DFES-Classroom-Teachers	\$2,364,243	\$0	\$2,364,243	\$513,254	\$1,710,846	\$140,143
01531002-51110	DFES-Classroom-Specialists	\$618,171	\$0	\$618,171	\$157,561	\$469,535	(\$8,925)
01532220-51110	DFES Library-Teachers-Salaries	\$83,051	\$0	\$83,051	\$19,166	\$63,885	(\$0)
01541001-51110	MBES-Classroom-Teachers	\$2,303,050	\$0	\$2,303,050	\$534,760	\$1,719,215	\$49,075

**Trumbull Board of Education Expense vs Budget Detail
Report for the Period Ended 11/30/2022**

Account #	Account Description	Budget			Expended	Committed/ Estimates	Available/ (Over)
		Original	Transfers	Revised			
01541002-51110	MBES-Classroom-Specialists	\$909,472	\$0	\$909,472	\$155,563	\$612,857	\$141,052
01542220-51110	MBES Library-Teachers-Salaries	\$116,413	\$0	\$116,413	\$26,865	\$89,548	\$0
01551001-51110	JRES-Classroom-Teachers	\$1,975,733	\$0	\$1,975,733	\$460,749	\$1,492,260	\$22,724
01551002-51110	JRES-Classroom-Specialists	\$609,591	\$0	\$609,591	\$146,813	\$443,395	\$19,383
01552220-51110	JRES Library-Teachers-Salaries	\$116,413	\$0	\$116,413	\$20,950	\$69,833	\$25,630
01581001-51110	TES-Classroom-Teachers	\$1,724,357	\$0	\$1,724,357	\$399,465	\$1,441,677	(\$116,785)
01581002-51110	TES-Classroom-Specialists	\$568,020	\$0	\$568,020	\$138,041	\$429,979	\$0
01582220-51110	TES Library-Teachers-Salaries	\$90,783	\$0	\$90,783	\$20,950	\$69,833	\$0
01611001-51110	HMS-Classroom-Teacher Salaries	\$3,883,900	\$0	\$3,883,900	\$881,407	\$2,943,991	\$58,502
01611001-51111	HMS-Teacher Specialists	\$0	\$0	\$0	\$26,865	\$89,548	(\$116,413)
01611016-51110	HMS-Music-Teacher Salaries	\$333,180	\$0	\$333,180	\$82,782	\$250,398	\$0
01611019-51110	HMS-PE/Health-Teacher Salaries	\$399,827	\$0	\$399,827	\$86,540	\$253,453	\$59,834
01612120-51110	HMS-Guidance-Teacher Salaries	\$293,419	\$0	\$293,419	\$77,979	\$215,440	\$0
01612220-51110	HMS-Library-Teacher Salaries	\$104,290	\$0	\$104,290	\$24,067	\$80,223	\$0
01612400-51110	HMS-Admin-Teacher Xtra days	\$0	\$0	\$0	\$3,156	\$0	(\$3,156)
01621001-51110	MMS-Classroom-Teacher Salaries	\$4,250,701	\$0	\$4,250,701	\$960,520	\$3,126,714	\$163,467
01621001-51111	MMS-Teacher Specialists	\$0	\$0	\$0	\$7,554	\$60,298	(\$67,852)
01621016-51110	MMS-Music-Teacher Salaries	\$302,714	\$0	\$302,714	\$75,752	\$226,963	(\$0)
01621019-51110	MMS-PE/Health-Teacher Salaries	\$413,343	\$0	\$413,343	\$94,125	\$288,207	\$31,011
01622120-51110	MMS-Guidance-Teacher Salaries	\$324,258	\$0	\$324,258	\$82,132	\$229,284	\$12,841
01622220-51110	MMS-Library-Teacher Salaries	\$116,413	\$0	\$116,413	\$26,865	\$89,548	\$0
01622400-51110	MMS-Admin-Teacher Xtra days	\$0	\$0	\$0	\$3,156	\$0	(\$3,156)
01711001-51110	THS-Classroom-Teacher Salaries	\$11,224,689	\$0	\$11,224,689	\$2,642,848	\$8,382,093	\$199,747
01711001-51111	THS-Teacher Specialists	\$0	\$0	\$0	\$27,635	\$92,116	(\$119,751)
01711003-51110	THS-Admin-Detention Duty	\$3,000	\$0	\$3,000	\$1,110	\$0	\$1,890
01711006-51110	THS-Ag Science-Teachers Salaries	\$613,002	\$0	\$613,002	\$185,568	\$426,730	\$704
01711016-51110	THS-Music-Teacher Salaries	\$242,048	\$0	\$242,048	\$68,848	\$204,316	(\$31,116)
01711019-51110	THS-PE/Health-Teacher Salaries	\$870,251	\$0	\$870,251	\$204,556	\$665,057	\$638
01711022-51110	THS-Alternate School-Teachers Salaries	\$405,751	\$0	\$405,751	\$96,113	\$310,063	(\$425)
01711028-51110	THS-Admin-Teacher Xtra Tme	\$0	\$0	\$0	\$0	\$0	\$0
01712120-51110	THS-Guidance-Teacher Salaries	\$1,350,082	\$0	\$1,350,082	\$365,738	\$1,023,542	(\$39,198)
01712220-51110	THS-Library-Teacher Salaries	\$90,927	\$0	\$90,927	\$20,983	\$69,944	\$0
01802320-51119	Super-Personnel-Teacher Xtra Time	\$0	\$0	\$0	\$2,736	\$0	(\$2,736)
01912520-51196	D/W-Admin-Retirement/LOA Savings	(\$350,000)	\$0	(\$350,000)	\$0	\$0	(\$350,000)
01912520-51197	D/W-Admin-Degree Changes	\$70,000	\$0	\$70,000	\$0	\$0	\$70,000
Teachers Total		\$55,851,515	\$0	\$55,851,515	\$13,213,283	\$41,505,902	\$1,132,330
<u>Custodians/Maintenance</u>							
01842610-51140	Facilities-Custodial-Salaries	\$2,926,013	\$0	\$2,926,013	\$995,293	\$1,813,306	\$117,414
01842610-51141	Facilities-Custodial-Custodial OT	\$55,000	\$0	\$55,000	\$50,910	\$0	\$4,090
01842610-51142	Facilities-Custodial-School OT	\$68,000	\$0	\$68,000	\$54,017	\$0	\$13,983
01842610-51143	Facilities-Snow Removal-Salaries	\$19,000	\$0	\$19,000	\$0	\$0	\$19,000
01842610-51145	Facilities-Custodial- Custodial Support	\$8,736	\$0	\$8,736	\$3,268	\$0	\$5,468
01842610-51149	Facilities-Custodial-Custodial Night Diff	\$6,900	\$0	\$6,900	\$3,037	\$0	\$3,863
01852620-51140	Facilities-Maintenance-Salaries	\$801,924	\$0	\$801,924	\$273,228	\$447,785	\$80,911
01852620-51141	Facilities-Maintenance-Maint OT	\$25,000	\$0	\$25,000	\$11,284	\$0	\$13,716
01852620-51142	Facilities-Maintenance-Security Checks	\$0	\$0	\$0	\$0	\$0	\$0
01852620-51145	Facilities-Maintenance-Summer Help	\$32,000	\$0	\$32,000	\$25,564	\$0	\$6,437
Custodians/Maintenance Total		\$3,942,573	\$0	\$3,942,573	\$1,416,601	\$2,261,091	\$264,880
<u>Tech Support</u>							
01422220-51124	Tech-Dist A/V/Ch 17-Technician	\$0	\$0	\$0	\$0	\$0	\$0
01422520-51129	Tech-Admin-Other Technical	\$499,173	\$0	\$499,173	\$205,470	\$295,806	(\$2,103)
01422520-51141	Tech-Admin-Xtra Time/Help	\$15,000	\$0	\$15,000	\$4,131	\$0	\$10,869
Tech Support Total		\$514,173	\$0	\$514,173	\$209,601	\$295,806	\$8,766
<u>Administrative Support</u>							
01011000-51130	TECEC-Admin-Secy 12 Mth	\$0	\$0	\$0	\$10,082	\$14,664	(\$24,746)
01011000-51131	TECEC-Admin-Secy 10 Mth	\$48,862	\$0	\$48,862	\$13,713	\$37,240	(\$2,091)
01011000-51135	TECEC-Admin-Clerical Xtra Time	\$1,344	\$0	\$1,344	\$419	\$0	\$925
01011200-51130	PPS-Admin-Secy 12 Mth	\$127,179	\$0	\$127,179	\$57,026	\$83,092	(\$12,939)
01011200-51135	PPS-Admin-Clerical Xtra Time	\$0	\$0	\$0	\$156	\$0	(\$156)
01402320-51130	Asst Super-Admin-Secy 12 Mth	\$72,260	\$0	\$72,260	\$31,026	\$44,256	(\$3,023)

**Trumbull Board of Education Expense vs Budget Detail
Report for the Period Ended 11/30/2022**

<u>Account #</u>	<u>Account Description</u>	<u>Budget</u>			<u>Expended</u>	<u>Committed/ Estimates</u>	<u>Available/ (Over)</u>
		<u>Original</u>	<u>Transfers</u>	<u>Revised</u>			
01402320-51135	Asst Super-Admin-Clerical Xtra Time	\$0	\$0	\$0	\$26	\$0	(\$26)
01412210-51130	Curr Dir-Admin-Secy 12 Mth	\$60,011	\$0	\$60,011	\$25,493	\$37,081	(\$2,564)
01412210-51135	Curr Dir-Admin-Clerical Xtra Time	\$0	\$0	\$0	\$1,212	\$0	(\$1,212)
01422520-51130	Tech-Admin-Secy 12 Mth	\$51,867	\$0	\$51,867	\$21,969	\$32,058	(\$2,159)
01422520-51135	Tech-Admin--Clerical Xtra Time	\$0	\$0	\$0	\$0	\$0	\$0
01512400-51130	BHES-Admin-Secy 12 Mth	\$62,036	\$0	\$62,036	\$26,250	\$38,182	(\$2,397)
01512400-51131	BHES-Admin-Secy 10 Mth	\$39,149	\$0	\$39,149	\$11,148	\$30,260	(\$2,259)
01512400-51135	BHES-Admin-Clerical Xtra Time	\$0	\$0	\$0	\$42	\$0	(\$42)
01522400-51130	FTES-Admin-Secy 12 Mth	\$62,286	\$0	\$62,286	\$26,750	\$38,182	(\$2,647)
01522400-51131	FTES-Admin-Secy 10 Mth	\$40,520	\$0	\$40,520	\$13,747	\$28,494	(\$1,721)
01522400-51135	FTES-Admin-Clerical Xtra Time	\$500	\$0	\$500	\$1,037	\$0	(\$537)
01532400-51130	DFES-Admin-Secy 12 Mth	\$62,286	\$0	\$62,286	\$26,835	\$38,182	(\$2,732)
01532400-51131	DFES-Admin-Secy 10 Mth	\$39,334	\$0	\$39,334	\$11,148	\$30,260	(\$2,074)
01532400-51135	DFES-Admin-Clerical Xtra Time	\$500	\$0	\$500	\$311	\$0	\$189
01542400-51130	MBES-Admin-Secy 12 Mth	\$61,786	\$0	\$61,786	\$26,262	\$38,182	(\$2,659)
01542400-51131	MBES-Admin-Secy 10 Mth	\$31,767	\$0	\$31,767	\$9,304	\$25,034	(\$2,571)
01542400-51135	MBES-Admin-Clerical Xtra Time	\$500	\$0	\$500	\$0	\$0	\$500
01552400-51130	JRES-Admin-Secy 12 Mth	\$62,386	\$0	\$62,386	\$26,850	\$38,182	(\$2,647)
01552400-51131	JRES-Admin-Secy 10 Mth	\$39,703	\$0	\$39,703	\$11,148	\$30,260	(\$1,705)
01552400-51135	JRES-Admin-Clerical Xtra Time	\$500	\$0	\$500	\$862	\$0	(\$362)
01582400-51130	TES-Admin-Secy 12 Mth	\$62,056	\$0	\$62,056	\$26,520	\$38,182	(\$2,647)
01582400-51131	TES-Admin-Secy 10 Mth	\$39,149	\$0	\$39,149	\$10,965	\$29,837	(\$1,654)
01582400-51135	TES-Admin-Clerical Xtra Time	\$500	\$0	\$500	\$242	\$0	\$258
01612120-51131	HMS-Guidance-Secy 10 Mth	\$48,862	\$0	\$48,862	\$13,713	\$37,240	(\$2,091)
01612120-51135	HMS-Guidance-Clerical Xtra Time	\$0	\$0	\$0	\$167	\$0	(\$167)
01612400-51130	HMS-Admin-Secy 12 Mth	\$62,056	\$0	\$62,056	\$26,250	\$38,182	(\$2,377)
01612400-51131	HMS-Admin-Secy 10 Mth	\$42,976	\$0	\$42,976	\$9,176	\$28,117	\$5,682
01612400-51135	HMS-Admin-Clerical Xtra Time	\$0	\$0	\$0	\$75	\$0	(\$75)
01622120-51131	MMS-Guidance-Secy 10 Mth	\$49,820	\$0	\$49,820	\$13,812	\$37,590	(\$1,581)
01622120-51135	MMS-Guidance-Clerical Xtra Time	\$0	\$0	\$0	\$111	\$0	(\$111)
01622400-51130	MMS-Admin-Secy 12 Mth	\$62,336	\$0	\$62,336	\$26,173	\$38,182	(\$2,020)
01622400-51131	MMS-Admin-Secy 10 Mth	\$49,062	\$0	\$49,062	\$13,920	\$37,240	(\$2,098)
01622400-51135	MMS-Admin-Clerical Xtra Time	\$0	\$0	\$0	\$193	\$0	(\$193)
01711006-51131	THS-Ag Science-Secy 10 Mths	\$37,292	\$0	\$37,292	\$10,687	\$28,194	(\$1,589)
01711006-51135	THS-Ag Science-Secy Xtra Time	\$0	\$0	\$0	\$459	\$0	(\$459)
01711022-51131	THS-Alternate School-Secy 10 Mths	\$0	\$0	\$0	\$0	\$0	\$0
01712120-51130	THS-Guidance-Secy 12 Mths	\$178,276	\$0	\$178,276	\$75,908	\$109,982	(\$7,614)
01712120-51135	THS-Guidance-Clerical Xtra Time	\$0	\$0	\$0	\$11	\$0	(\$11)
01712220-51130	THS-Library-Secy 12 Mths	\$0	\$0	\$0	\$237	\$0	(\$237)
01712220-51131	THS-Library-Secy 10 Mths	\$0	\$0	\$0	\$0	\$0	\$0
01712220-51135	THS-Library-Clerical Xtra Time	\$0	\$0	\$0	\$0	\$0	\$0
01712400-51130	THS-Admin-Secy 12 Mth	\$110,965	\$0	\$110,965	\$46,153	\$68,941	(\$4,130)
01712400-51131	THS-Admin-Secy 10 Mth	\$146,665	\$0	\$146,665	\$44,055	\$109,552	(\$6,942)
01712400-51135	THS-Admin-Clerical Xtra Time	\$250	\$0	\$250	\$46	\$0	\$204
01713201-51131	Sports-Sports General-Secy 10 Mths	\$49,820	\$0	\$49,820	\$13,338	\$28,117	\$8,365
01713201-51135	Sports-Sports Gen-Clerical Xtra Time	\$4,500	\$0	\$4,500	\$2,678	\$0	\$1,822
01741200-51130	Continuing Ed-Admin-Secy	\$0	\$0	\$0	\$0	\$0	\$0
01802320-51115	Super-Personnel-Support Staff	\$173,320	\$0	\$173,320	\$71,205	\$102,116	(\$0)
01802320-51131	Super-Personnel-Support Staff-10 Mth	\$44,529	\$0	\$44,529	\$12,503	\$33,937	(\$1,911)
01802320-51135	Super-Personnel-Clerical Xtra Time	\$0	\$0	\$0	\$2,889	\$0	(\$2,889)
01822230-51130	Facilities-Admin-Secy 12 Mth	\$126,517	\$0	\$126,517	\$53,672	\$77,478	(\$4,633)
01822230-51135	Facilities-Admin-Clerical Xtra Time	\$500	\$0	\$500	\$58	\$0	\$442
01882700-51130	Trans-Admin-Secy 12 Mth	\$106,417	\$0	\$106,417	\$44,985	\$65,450	(\$4,017)
01882700-51131	Trans-Admin-Secy 10 Mth	\$0	\$0	\$0	\$0	\$0	\$0
01882700-51135	Trans-Admin-Clerical Xtra Time	\$3,890	\$0	\$3,890	\$3,211	\$0	\$679
01902310-51136	Super-BOE-Secy-BOE Mtgs	\$4,000	\$0	\$4,000	\$1,050	\$0	\$2,950
01902320-51130	Super-Admin-Support Staff	\$156,298	\$0	\$156,298	\$65,477	\$93,916	(\$3,095)
01902320-51135	Super-Admin-Clerical Xtra Time	\$0	\$0	\$0	\$93	\$0	(\$93)
01912520-51130	Bus Off-Admin-Support 12 Mth	\$288,532	\$0	\$288,532	\$122,632	\$176,119	(\$10,219)
01912520-51135	Bus Off-Admin-Support-Clerical Xtra Time	\$1,500	\$0	\$1,500	\$3,946	\$0	(\$2,446)
01922530-51135	Asst Super-Admin-Clerical Xtra Time	\$3,000	\$0	\$3,000	\$2,100	\$0	\$900
Administrative Support Total		\$2,717,863	\$0	\$2,717,863	\$1,071,531	\$1,761,985	(\$115,653)

Paras & Aides

01011000-51120	TECEC-Classroom-Paras	\$209,051	\$0	\$209,051	\$61,380	\$146,839	\$832
01011000-51122	TECEC-Classroom-ABA Paras	\$255,146	\$0	\$255,146	\$73,200	\$194,553	(\$12,607)

Trumbull Board of Education Expense vs Budget Detail
Report for the Period Ended 11/30/2022

<u>Account #</u>	<u>Account Description</u>	<u>Budget</u>			<u>Expended</u>	<u>Committed/ Estimates</u>	<u>Available/ (Over)</u>
		<u>Original</u>	<u>Transfers</u>	<u>Revised</u>			
01011200-51120	PPS-L/W-Instructional Paras	\$2,414,091	\$0	\$2,414,091	\$682,669	\$1,780,084	(\$48,662)
01011200-51121	PPS-D/W-Para Xtra Time	\$200,000	\$0	\$200,000	\$16,019	\$0	\$183,981
01011200-51122	PPS-L/W-ABA Paras	\$1,548,142	\$0	\$1,548,142	\$352,128	\$1,000,173	\$195,841
01032130-51128	PPS-L/W-Health Aides	\$87,044	\$0	\$87,044	\$23,733	\$63,314	(\$4)
01371200-51122	PPS-ESY-ABA Paras	\$80,000	\$0	\$80,000	\$88,133	\$0	(\$8,133)
01371200-51128	PPS-ESY-Health Aides	\$0	\$0	\$0	\$5,594	\$0	(\$5,594)
01371200-51129	PPS-ESY-Para	\$50,000	\$0	\$50,000	\$46,806	\$0	\$3,194
01412210-51120	PPS-D/W-Para Training	\$0	\$0	\$0	\$0	\$0	\$0
01511001-51120	BHES-Classroom-Instructional Aides	\$72,675	\$0	\$72,675	\$11,699	\$60,976	\$0
01512400-51120	BHES-Admin-Paras	\$19,689	\$0	\$19,689	\$3,076	\$16,613	\$0
01521001-51120	FTES-Classroom-Instructional Aides	\$69,460	\$0	\$69,460	\$14,881	\$54,579	\$0
01522400-51120	FTES-Admin-Paras	\$34,036	\$0	\$34,036	\$11,594	\$11,993	\$10,450
01531001-51120	DFES-Classroom-Instructional Aides	\$51,867	\$0	\$51,867	\$13,822	\$38,045	\$0
01532400-51120	DFES-Admin-Paras	\$21,812	\$0	\$21,812	\$2,091	\$19,722	\$0
01541001-51120	MBES-Classroom-Instructional Aides	\$64,834	\$0	\$64,834	\$13,111	\$51,724	\$0
01542400-51120	MBES-Admin-Paras	\$11,961	\$0	\$11,961	\$3,151	\$8,810	\$0
01551001-51120	JRES-Classroom-Instructional Aides	\$55,806	\$0	\$55,806	\$13,531	\$42,275	\$0
01552400-51120	JRES-Admin-Paras	\$21,237	\$0	\$21,237	\$5,537	\$15,699	\$0
01581001-51120	TES-Classroom-Instructional Aides	\$45,952	\$0	\$45,952	\$14,082	\$31,871	\$0
01582400-51120	TES-Admin-Paras	\$21,237	\$0	\$21,237	\$5,996	\$15,241	\$0
01612220-51120	HMS-Library-Paras	\$0	\$0	\$0	\$0	\$0	\$0
01612400-51120	HMS-Admin-Admin Para	\$12,229	\$0	\$12,229	\$3,277	\$8,952	\$0
01622220-51120	MMS-Library-Paras	\$0	\$0	\$0	\$0	\$0	\$0
01622400-51120	MMS-Admin-Admin Para	\$40,109	\$0	\$40,109	\$3,868	\$36,241	\$0
01712400-51120	THS-L/W-Paras	\$77,211	\$0	\$77,211	\$22,067	\$58,845	(\$3,701)
	Paras & Aides Total	\$5,463,591	\$0	\$5,463,591	\$1,491,448	\$3,656,548	\$315,595
<u>Substitutes</u>							
01802320-51113	Substitute Administrators	\$0	\$0	\$0	\$0	\$0	\$0
01802320-51117	Substitute Teachers	\$684,900	\$0	\$684,900	\$203,732	\$481,168	\$0
01802320-51129	Substitute Paraprofessionals	\$95,000	\$0	\$95,000	\$54,661	\$40,339	\$0
01802320-51139	Substitute Secretaries	\$0	\$0	\$0	\$8,211	\$0	(\$8,211)
01802320-51140	Substitute Custodians/Maint/Security	\$55,000	\$0	\$55,000	\$12,782	\$42,218	\$0
	Substitutes Total	\$834,900	\$0	\$834,900	\$279,386	\$563,725	(\$8,211)
<u>Coaches & Advisors</u>							
01613202-51116	HMS-Activities-Advisors	\$40,000	\$0	\$40,000	\$0	\$40,000	\$0
01623202-51116	MMS-Activities-Advisors	\$40,000	\$0	\$40,000	\$0	\$40,000	\$0
01711016-51116	THS-Music-Directors	\$0	\$0	\$0	\$0	\$0	\$0
01713202-51116	THS-Activities-Advisors	\$128,578	\$0	\$128,578	\$7,679	\$120,899	\$0
01713201-51116	Sports-Sports General-Coaches	\$637,583	\$0	\$637,583	\$224,937	\$412,646	\$0
01713201-51170	Sports-Athletic Game Staff	\$0	\$0	\$0	\$21,646	\$0	(\$21,646)
	Coaches & Advisors Total	\$846,161	\$0	\$846,161	\$254,262	\$613,545	(\$21,646)
<u>Salaries Other</u>							
01011201-51117	PPS-L/W-Tutors Homebound	\$106,000	\$0	\$106,000	\$17,105	\$22,310	\$66,585
01011203-51117	PPS-L/W-Tutors Tutorial	\$75,000	\$0	\$75,000	\$9,191	\$65,809	\$0
01011204-51117	PPS-L/W-Tutors Expulsions	\$13,000	\$0	\$13,000	\$8,347	\$4,653	\$0
01032130-51123	PPS-L/W-OT/PT Therapists	\$553,077	\$0	\$553,077	\$115,398	\$441,784	(\$4,105)
01331200-51126	PPS-SPED-Work Experience	\$5,800	\$0	\$5,800	\$1,803	\$0	\$3,997
01401201-51117	Asst Super-L/W-Tutors Homebound	\$0	\$0	\$0	\$3,330	\$0	(\$3,330)
01401203-51117	Asst Super-L/W-Tutors Tutorial	\$0	\$0	\$0	\$0	\$0	\$0
01401204-51117	Asst Super-L/W-Tutors Expulsions	\$0	\$0	\$0	\$222	\$0	(\$222)
01412210-51129	Curr Dir-D/W-Other Non-Certified	\$75,922	\$0	\$75,922	\$30,929	\$44,988	\$5
01512400-51121	BHES-Admin-Lunch Aides	\$0	\$0	\$0	\$0	\$0	\$0
01522400-51121	FTES-Admin-Lunch Aides	\$0	\$0	\$0	\$0	\$0	\$0
01532400-51121	DFES-Admin-Lunch Aides	\$0	\$0	\$0	\$0	\$0	\$0
01542400-51121	MBES-Admin-Lunch Aides	\$0	\$0	\$0	\$0	\$0	\$0
01552400-51121	JRES-Admin-Lunch Aides	\$0	\$0	\$0	\$0	\$0	\$0
01582400-51121	TES-Admin-Lunch Aides	\$0	\$0	\$0	\$0	\$0	\$0
01711006-51129	THS-Ag Science-Misc Salaries	\$6,000	\$0	\$6,000	\$2,026	\$0	\$3,974
01741200-51110	Continuing Ed-Classroom Instructors	\$0	\$0	\$0	\$0	\$0	\$0
01802320-51127	Substitute-Security Guards	\$0	\$0	\$0	\$10,917	\$0	(\$10,917)

Trumbull Board of Education Expense vs Budget Detail
Report for the Period Ended 11/30/2022

<u>Account #</u>	<u>Account Description</u>	<u>Budget</u>			<u>Expended</u>	<u>Committed/ Estimates</u>	<u>Available/ (Over)</u>
		<u>Original</u>	<u>Transfers</u>	<u>Revised</u>			
01822230-51127	Facilities-D/W-Security Guards	\$723,946	\$0	\$723,946	\$210,823	\$563,245	(\$50,122)
01822230-51128	Facilities-D/W-Security Guards OT	\$60,000	\$0	\$60,000	\$4,812	\$0	\$55,188
01922530-51129	Asst Super-Info Svcs-Oth Non-Certified	\$71,558	\$0	\$71,558	\$30,342	\$44,134	(\$2,918)
	Salaries Other	\$1,690,303	\$0	\$1,690,303	\$445,245	\$1,186,922	\$58,137
<u>Misc Salary Items</u>							
01912520-51198	D/W-Admin-Retiree Payments	\$300,000	\$0	\$300,000	\$203,419	\$0	\$96,581
01912520-51199	D/W-Admin-Reserve For Negotiations	\$98,000	\$0	\$98,000	\$0	\$0	\$98,000
	Misc Salary Items Total	\$398,000	\$0	\$398,000	\$203,419	\$0	\$194,581
	Salaries Total	\$77,228,523	\$0	\$77,228,523	\$20,578,120	\$54,699,809	\$1,950,593.30
<u>Employee Benefits</u>							
<u>Health Insurance</u>							
01912520-52002	Benefits-Health & Dental	\$17,401,837	\$0	\$17,401,837	\$9,412,011	\$13,307,989	(\$5,318,163)
01912520-52011	Benefits-Health Premium Share - Medical	\$0	\$0	\$0	(\$1,904,454)	(\$2,841,300)	\$4,745,754
01912520-52012	Benefits-Health Premium Share - Dental	\$0	\$0	\$0	(\$111,313)	(\$173,084)	\$284,397
	Health Insurance Total	\$17,401,837	\$0	\$17,401,837	\$7,396,244	\$10,293,605	(\$288,012)
<u>FICA</u>							
01912520-52001	Benefits-FICA	\$1,932,381	\$0	\$1,932,381	\$569,997	\$1,362,384	\$0
	FICA	\$1,932,381	\$0	\$1,932,381	\$569,997	\$1,362,384	\$0
<u>Other Insurance</u>							
01912520-52003	D/W-Admin-Medical Waiver	\$200,000	\$0	\$200,000	\$66,980	\$133,020	\$0
01912520-52004	Benefits-Disability Insurance	\$22,000	\$0	\$22,000	\$9,409	\$10,591	\$2,000
01912520-52005	Benefits-Life Insurance	\$117,000	\$0	\$117,000	\$45,895	\$64,143	\$6,962
	Other Insurance Total	\$339,000	\$0	\$339,000	\$122,283	\$207,754	\$8,962
<u>Unemployment</u>							
01912520-52006	D/W-Admin-Unemployment	\$50,000	\$0	\$50,000	\$0	\$50,000	\$0
	Unemployment Total	\$50,000	\$0	\$50,000	\$0	\$50,000	\$0
<u>Benefits Other</u>							
01912520-52008	Benefits-Administrative Fees	\$18,000	\$0	\$18,000	\$7,217	\$5,995	\$4,788
01912520-52010	Benefits-TBOE 401a Contribution	\$180,000	\$0	\$180,000	\$98,475	\$81,525	\$0
	Benefits Other Total	\$198,000	\$0	\$198,000	\$105,692	\$87,520	\$4,788
	Employee Benefits Total	\$19,921,218	\$0	\$19,921,218	\$8,194,216	\$12,001,263	(\$274,261)
<u>Purchased Professional Services</u>							
<u>Legal</u>							
01011200-53308	PPS-Admin-Legal SPED	\$140,000	\$0	\$140,000	\$24,886	\$115,114	\$0
01902310-53308	Super-BOE-Legal-Reg Ed	\$110,000	\$0	\$110,000	\$44,364	\$75,486	(\$9,850)
	Legal Total	\$250,000	\$0	\$250,000	\$69,250	\$190,600	(\$9,850)
<u>Service Contracts</u>							
01011200-53300	PPS-Admin-Prof Purch'd Services	\$65,000	\$0	\$65,000	\$20,787	\$22,000	\$22,213
01052130-53305	PPS-Health Services-Service Contracts	\$60,000	\$0	\$60,000	\$5,950	\$0	\$54,050
01422520-53305	Tech-Admin-Maintenance Contracts	\$59,900	\$0	\$59,900	\$9,652	\$0	\$50,248
01882700-53303	Trans-Admin-Software Support	\$7,000	\$0	\$7,000	\$7,670	\$0	(\$670)
01922530-53301	Bus off-Admin-Prof Purch'd Svcs	\$82,000	\$0	\$82,000	\$82,824	\$0	(\$824)
01922530-53302	Asst Super-Info Svcs-Dbase Students	\$190,767	\$0	\$190,767	\$191,161	\$0	(\$394)
	Service Contracts Total	\$464,667	\$0	\$464,667	\$318,044	\$22,000	\$124,623
<u>Consultants</u>							

Trumbull Board of Education Expense vs Budget Detail
Report for the Period Ended 11/30/2022

Account #	Account Description	Budget			Expended	Committed/ Estimates	Available/ (Over)
		Original	Transfers	Revised			
01011201-53210	PPS Homebound Instructional Services	\$0	\$0	\$0	\$474	\$893	(\$1,366)
01401201-53210	Homebound Instructional Services	\$0	\$0	\$0	\$594	\$0	(\$594)
01011200-53230	PPS-L/W-Consultants	\$275,000	\$0	\$275,000	\$159,214	\$356,440	(\$240,654)
	Consultants Total	\$275,000	\$0	\$275,000	\$160,282	\$357,333	(\$242,614)
<u>Other Professional Services</u>							
01412210-53300	Curr Dir-D/W-Other Professional Svcs	\$19,000	\$0	\$19,000	\$0	\$0	\$19,000
01422214-53300	Tech-L/W-Other Professional Svcs	\$4,600	\$0	\$4,600	\$5,539	\$1,121	(\$2,060)
01422220-53300	Tech-Dist AV/Ch17-Other Prof Svcs	\$3,500	\$0	\$3,500	\$0	\$0	\$3,500
01422520-53300	Tech-Admin-Other Professional Svcs	\$8,500	\$0	\$8,500	\$0	\$0	\$8,500
01613202-53301	HMS-Activities-Police	\$700	\$0	\$700	\$0	\$0	\$700
01623202-53301	MMS-Activities-Police	\$700	\$0	\$700	\$304	\$0	\$396
01711016-53300	THS-Music-Other Professional Svcs	\$47,575	\$0	\$47,575	\$24,658	\$1,140	\$21,777
01712120-53220	THS-Guidance-Career Guidance	\$920	\$0	\$920	\$0	\$374	\$546
01712400-53301	THS-Admin-Police Services	\$65,000	\$0	\$65,000	\$27,664	\$37,336	\$0
01713201-53301	Athletic Student Activity-Police Services	\$15,000	\$0	\$15,000	\$5,472	\$2,528	\$7,000
01741200-53300	Continuing Ed-Admin-In Service	\$0	\$0	\$0	\$0	\$0	\$0
01852647-53300	Facilities-Bldg Improvement-Oth Prof Svcs	\$3,000	\$0	\$3,000	\$0	\$0	\$3,000
01882700-53300	Transportation-Professional Svcs	\$0	\$0	\$0	\$9,000	\$6,000	(\$15,000)
01902310-53300	Super-BOE-Professional Services	\$24,000	\$0	\$24,000	\$22,690	\$2,676	(\$1,366)
01912520-53300	Bus Off-Admin-Professional Svcs	\$500	\$0	\$500	\$0	\$0	\$500
01912520-53310	Bus Off-Admin-Athletic Insurance	\$92,000	\$0	\$92,000	\$92,602	\$0	(\$602)
01922530-53304	Data Services - Training	\$0	\$0	\$0	\$7,200	\$0	(\$7,200)
01713201-53300	Sports-Sports GeneralL-Purch'd Svcs	\$282,000	\$0	\$282,000	\$32,745	\$193,513	\$55,742
01723301-53300	Sports-Baseball-Purch'd Svcs	\$0	\$0	\$0	\$0	\$0	\$0
01723302-53300	Sports-Basketball-Purch'd Svcs	\$0	\$0	\$0	\$0	\$0	\$0
01723304-53300	Sports-Field Hockey-Purch'd Svcs	\$0	\$0	\$0	\$0	\$0	\$0
01723304-53300	Sports-Football-Purch'd Svcs	\$0	\$0	\$0	\$0	\$0	\$0
01723305-53300	Sports-Ice Hockey-Purch'd Svcs	\$0	\$0	\$0	\$0	\$0	\$0
01723306-53300	Sports-Lacrosse-Purch'd Svcs	\$0	\$0	\$0	\$0	\$0	\$0
01723307-53300	Sports-Soccer-Purch'd Svcs	\$0	\$0	\$0	\$0	\$0	\$0
01723308-53300	Sports-Swimming-Purch'd Svcs	\$0	\$0	\$0	\$0	\$0	\$0
01723312-53300	Sports-Wrestling-Purch'd Svcs	\$0	\$0	\$0	\$0	\$0	\$0
01723315-53300	Sports-Gymnastics-Purch'd Svcs	\$0	\$0	\$0	\$0	\$0	\$0
01723317-53300	Sports-Cross Country-Purch'd Svcs	\$0	\$0	\$0	\$0	\$0	\$0
01723318-53300	Sports-Cheerleading-Purch'd Svcs	\$0	\$0	\$0	\$0	\$0	\$0
	Other Professional Services Total	\$566,995	\$0	\$566,995	\$227,875	\$244,688	\$94,432
	Purchased Professional Services Total	\$1,556,662	\$0	\$1,556,662	\$775,450	\$814,621	(\$33,409)
<u>Purchased Property Services</u>							
<u>Utilities</u>							
01842611-54101	Facilities-D/W-Electricity	\$1,034,705	\$0	\$1,034,705	\$394,040	\$630,665	\$10,000
01842611-54105	Facilities-D/W-Water	\$125,000	\$0	\$125,000	\$52,372	\$72,628	\$0
	Utilities Total	\$1,159,705	\$0	\$1,159,705	\$446,412	\$703,293	\$10,000
<u>Repairs & Service Fees</u>							
01052130-54300	PPS-Health Svcs-Repairs & Svc Fees	\$2,000	\$0	\$2,000	\$865	\$0	\$1,135
01422214-54300	Tech-L/W-Repairs & Svc Fees	\$1,200	\$0	\$1,200	\$0	\$0	\$1,200
01422220-54300	Tech-Dist AV/Ch17-Repairs & Svc Fees	\$500	\$0	\$500	\$0	\$0	\$500
01422520-54300	Tech-Admin-Repairs & Svc Fees	\$1,500	\$0	\$1,500	\$0	\$0	\$1,500
01711006-54300	THS-Ag Science-Repairs & Svc Fees	\$3,000	\$0	\$3,000	\$590	\$1,350	\$1,060
01842610-54300	Facilities-Custodial-Repairs	\$8,000	\$0	\$8,000	\$4,697	\$3,295	\$9
01852622-54300	Facilities-Snow Removal-Repairs & Svc Fees	\$10,000	\$0	\$10,000	\$0	\$0	\$10,000
01852623-54300	Facilities-Vehicles-Repairs & Svc Fees	\$10,000	\$0	\$10,000	\$1,067	\$751	\$8,181
01852625-54300	Facilities-Grounds-Repairs & Svc Fees	\$8,000	\$0	\$8,000	\$4,780	\$0	\$3,220
01852627-54300	Facilities-Lawn Care-Repairs & Svc Fees	\$5,000	\$0	\$5,000	\$4,840	\$639	(\$479)
01852631-54300	Facilities-Maintenance-Repairs & Svc Fees	\$45,000	\$0	\$45,000	\$9,004	\$21,018	\$14,978
01852632-54300	Facilities-Inside Maint-Repairs & Svc Fees	\$10,000	\$0	\$10,000	\$0	\$5,500	\$4,500
01852633-54300	Facilities-Electrical-Repairs & Svc Fees	\$50,000	\$0	\$50,000	\$30,005	\$22,710	(\$2,716)
01852633-54301	Facilities-Security-Service Contracts	\$0	\$0	\$0	\$0	\$0	\$0

Trumbull Board of Education Expense vs Budget Detail
Report for the Period Ended 11/30/2022

<u>Account #</u>	<u>Account Description</u>	<u>Budget</u>			<u>Expended</u>	<u>Committed/ Estimates</u>	<u>Available/ (Over)</u>
		<u>Original</u>	<u>Transfers</u>	<u>Revised</u>			
01852634-54300	Facilities-Fire Protection-Repairs & Svc Fees	\$20,000	\$0	\$20,000	\$13,170	\$8,344	(\$1,513)
01852635-54300	Facilities-Floor-Repairs & Svc Fees	\$40,000	\$0	\$40,000	\$20,186	\$0	\$19,814
01852638-54300	Facilities-Hardware-Repairs & Svc Fees	\$0	\$0	\$0	\$0	\$1,396	(\$1,396)
01852637-54300	Facilities-Glass-Repairs & Svc Fees	\$5,000	\$0	\$5,000	\$3,838	\$1,162	\$0
01852639-54300	Facilities-HVAC-Repairs & Svc Fees	\$100,000	\$0	\$100,000	\$34,119	\$50,736	\$15,145
01852642-54300	Facilities-Painting-Repairs & Svc Fees	\$10,000	\$0	\$10,000	\$0	\$0	\$10,000
01852643-54300	Facilities-Equipment-Repairs & Svc Fees	\$0	\$0	\$0	\$4,730	\$4,757	(\$9,487)
01852644-54300	Facilities-Plumbing-Repairs & Svc Fees	\$10,000	\$0	\$10,000	\$1,401	\$1,099	\$7,500
01852645-54300	Facilities-Roofing-Repairs & Svc Fees	\$40,000	\$0	\$40,000	\$9,690	\$32,983	(\$2,673)
01852646-54300	Facilities-Pest Control-Repairs & Svc Fees	\$10,000	\$0	\$10,000	\$3,835	\$6,165	\$0
01852647-54300	Facilities-Bldg Improve-Repairs & Svc Fees	\$10,000	\$0	\$10,000	\$13,210	\$40,745	(\$43,955)
01852648-54300	Facilities-IAQ-Repairs & Svc Fees	\$15,000	\$0	\$15,000	\$4,700	\$11,786	(\$1,486)
01852649-54300	Facilities-Welding-Repairs & Svc Fees	\$0	\$0	\$0	\$0	\$0	\$0
	Repairs & Service Fees Total	\$414,200	\$0	\$414,200	\$164,728	\$214,435	\$35,037

Copiers

01422520-54409	D/W Copiers	\$265,000	\$0	\$265,000	\$81,660	\$163,320	\$20,020
01902320-54409	D/W-Admin-Copiers	\$0	\$0	\$0	\$3,084	\$6,916	(\$10,000)
	Copiers Total	\$265,000	\$0	\$265,000	\$84,744	\$170,236	\$10,020

Other Purchased Property Services

01512400-54900	BHES-Admin-Other Purch'd Svcs	\$300	\$0	\$300	\$0	\$0	\$300
01522400-54900	FTES-Admin-Other Purch'd Svcs	\$300	\$0	\$300	\$0	\$0	\$300
01532400-54900	DFES-Admin-Other Purch'd Svcs	\$300	\$0	\$300	\$0	\$210	\$90
01542400-54900	MBES-Admin-Other Purch'd Svcs	\$300	\$0	\$300	\$0	\$0	\$300
01552400-54900	JRES-Admin-Other Purch'd Svcs	\$500	\$0	\$500	\$0	\$0	\$500
01582400-54900	TES-Admin-Other Purch'd Svcs	\$300	\$0	\$300	\$0	\$0	\$300
01611016-54900	HMS-Music-Other Purch'd Property Svcs	\$1,200	\$0	\$1,200	\$225	\$640	\$335
01612400-54900	HMS-Classroom-Other Purch'd Svcs	\$1,700	\$0	\$1,700	\$0	\$0	\$1,700
01621016-54900	MMS-Music-Other Purch'd Property Svcs	\$1,000	\$0	\$1,000	\$0	\$940	\$60
01622400-54900	MMS-Classroom-Other Purch'd Svcs	\$1,700	\$0	\$1,700	\$790	\$435	\$475
01711001-54900	THS-Classroom-Other Purch'd Property Svcs	\$0	\$0	\$0	\$0	\$0	\$0
01711006-54900	THS-Ag Science-Other Purch'd Prop Svcs	\$3,000	\$0	\$3,000	\$974	\$0	\$2,026
01711014-54900	THS-Technology Education-Other Purch'd Prop	\$0	\$0	\$0	\$0	\$0	\$0
01711016-54201	THS-Music-Uniform Cleaning	\$1,500	\$0	\$1,500	\$0	\$0	\$1,500
01713201-54200	Sports-Sports General-Cleaning Svcs	\$15,000	\$0	\$15,000	\$14,599	\$0	\$401
01842610-54103	Facilities-Custodial-Trash/Recycling	\$50,000	\$0	\$50,000	\$29,226	\$39,533	(\$18,759)
01842610-54202	Facilities-Custodial-Cleaning	\$3,900	\$0	\$3,900	\$1,930	\$5,437	(\$3,468)
01852631-54301	Facilities-Maint-Oth Prof Purch'd Svcs	\$30,000	\$0	\$30,000	\$6,658	\$23,592	(\$250)
01852633-54301	Facilities-Elevator-Oth Prof Purch'd Svcs	\$1,000	\$0	\$1,000	\$0	\$0	\$1,000
01882700-54900	Trans-Admin-Purch'd Property Svcs	\$500	\$0	\$500	\$165	\$0	\$335
	Other Purch'd Property Services Total	\$112,500	\$0	\$112,500	\$54,568	\$70,787	(\$12,855)
	Purchased Property Services Total	\$1,951,405	\$0	\$1,951,405	\$750,451	\$1,158,752	\$42,202

Purchased Other Services

Transportation

01711006-55809	THS-Ag Science-Transportation	\$2,629	\$0	\$2,629	\$375	\$1,210	\$1,044
01711016-55809	THS-Music-Transportation	\$17,500	\$0	\$17,500	\$13,033	\$2,376	\$2,091
01711022-55809	THS-Alternate School-Field Trips	\$0	\$0	\$0	\$0	\$0	\$0
01713202-55807	THS-Activities-Competitions	\$45,000	\$0	\$45,000	\$0	\$0	\$45,000
01882700-55101	Trans-Admin-Reg Buses	\$3,533,461	\$0	\$3,533,461	\$781,264	\$2,718,866	\$33,331
01882700-55102	Trans-Admin-ACE Trips	\$3,000	\$0	\$3,000	\$0	\$0	\$3,000
01882700-55105	Trans-Admin-SPED-Summer Buses	\$237,280	\$0	\$237,280	\$273,859	\$0	(\$36,579)
01882700-55109	Trans-Admin-Fuel	\$344,300	\$0	\$344,300	\$101,864	\$216,704	\$25,733
01882700-55809	Trans-Admin-Field Trips	\$8,000	\$0	\$8,000	\$0	\$8,000	\$0
01882701-55101	Trans-Admin-SPED In District	\$1,389,649	\$0	\$1,389,649	\$362,116	\$1,028,332	(\$800)
01882701-55105	Trans-Admin-SPED Out of District	\$770,100	\$0	\$770,100	\$289,611	\$617,599	(\$137,110)
01882701-55108	Trans-Admin-Monitors	\$263,000	\$0	\$263,000	\$33,306	\$229,694	\$0
01713201-55809	THS-Transportation-Sports	\$130,810	\$0	\$130,810	\$24,125	\$105,875	\$810
	Sports Transportation Total	\$130,810	\$0	\$130,810	\$24,125	\$105,875	\$810

Trumbull Board of Education Expense vs Budget Detail
Report for the Period Ended 11/30/2022

Account #	Account Description	Budget			Expended	Committed/ Estimates	Available/ (Over)
		Original	Transfers	Revised			
	Transportation Total	\$6,744,729	\$0	\$6,744,729	\$1,879,553	\$4,928,656	(\$63,479)
<u>Communications</u>							
01422520-55903	Tech-Admin-Telephone Cell	\$33,500	\$0	\$33,500	\$12,478	\$22,583	(\$1,561)
01422520-55904	Tech-Admin-Telephone LAN	\$68,100	\$0	\$68,100	\$22,213	\$79,678	(\$33,792)
01422520-55907	Tech-Admin-WAN Communications	\$198,100	\$0	\$198,100	\$120,661	\$83,708	(\$6,269)
	Communications Total	\$299,700	\$0	\$299,700	\$155,352	\$185,969	(\$41,621)
<u>Postage</u>							
01902320-55900	Super-Admin-Postage	\$46,000	\$0	\$46,000	\$9,249	\$36,751	(\$1)
	Postage Total	\$46,000	\$0	\$46,000	\$9,249	\$36,751	(\$1)
<u>Advertising</u>							
01802130-55903	Human Resources-Admin-Advertising	\$1,675	\$0	\$1,675	\$1,351	\$0	\$324
01912520-55903	Bus Off-Admin-Advertising	\$1,300	\$0	\$1,300	\$0	\$0	\$1,300
	Advertising Total	\$2,975	\$0	\$2,975	\$1,351	\$0	\$1,624
<u>Interns</u>							
01401000-55502	THS-Classroom-Interns	\$48,750	\$0	\$48,750	\$30,000	\$15,300	\$3,450
01401000-55503	TECEC-Classroom-Interns	\$0	\$0	\$0	\$0	\$0	\$0
01511001-55500	BHES-Classroom-Interns	\$32,500	\$0	\$32,500	\$22,650	\$7,650	\$2,200
01521001-55500	FTES-Classroom-Interns	\$32,500	\$0	\$32,500	\$22,650	\$7,650	\$2,200
01531001-55500	DFES-Classroom-Interns	\$32,500	\$0	\$32,500	\$7,650	\$7,650	\$17,200
01541001-55500	MBES-Classroom-Interns	\$32,500	\$0	\$32,500	\$7,650	\$22,950	\$1,900
01551001-55500	JRES-Classroom-Interns	\$32,500	\$0	\$32,500	\$0	\$30,600	\$1,900
01581001-55500	TES-Classroom-Interns	\$32,500	\$0	\$32,500	\$15,300	\$15,300	\$1,900
01611001-55500	HMS-Classroom-Interns	\$48,750	\$0	\$48,750	\$15,300	\$27,900	\$5,550
01621001-55500	MMS-Classroom-Interns	\$48,750	\$0	\$48,750	\$15,300	\$30,600	\$2,850
	Interns Total	\$341,250	\$0	\$341,250	\$136,500	\$165,600	\$39,150
<u>Tuition</u>							
01396110-55600	PPS-L/W-Tuition Outplaced	\$4,807,698	\$0	\$4,807,698	\$2,081,210	\$3,145,847	(\$419,360)
01396110-55601	PPS-EXCESS COST REFUND(ECR)	(\$1,300,000)	\$0	(\$1,300,000)	\$0	(\$1,300,000)	\$0
01402320-55600	Asst Super-Admin-Tuition	\$454,000	\$0	\$454,000	\$304,089	\$154,089	(\$4,178)
01741200-55600	Adult Ed - Outgoing Tuition	\$0	\$0	\$0	\$0	\$61,050	(\$61,050)
	Tuition Total	\$3,961,698	\$0	\$3,961,698	\$2,385,299	\$2,060,986	(\$484,587)
<u>Printing</u>							
01011000-55906	TECEC-Admin-Printing	\$200	\$0	\$200	\$304	\$0	(\$104)
01011200-55906	PPS-Admin-Printing	\$500	\$0	\$500	\$148	\$77	\$275
01402320-55906	Asst Super-Admin-Printing	\$1,500	\$0	\$1,500	\$0	\$0	\$1,500
01412210-55906	Curr Dir-Admin-Printing	\$0	\$0	\$0	\$0	\$0	\$0
01612400-55906	HMS-Classroom-Printing	\$0	\$0	\$0	\$0	\$0	\$0
01622400-55906	MMS-Classroom-Printing	\$0	\$0	\$0	\$0	\$0	\$0
01711006-55906	THS-Ag Science-Printing	\$1,500	\$0	\$1,500	\$0	\$0	\$1,500
01712400-55906	THS-Admin-Printing	\$9,000	\$0	\$9,000	\$4,855	\$0	\$4,145
01713202-55906	THS-Activities-Printing	\$500	\$0	\$500	\$0	\$0	\$500
01902320-55905	Super-Admin-Printing	\$550	\$0	\$550	\$0	\$0	\$550
	Printing Total	\$13,750	\$0	\$13,750	\$5,307	\$77	\$8,366
<u>Other Purch'd Services</u>							
01011000-55800	TECEC-Admin-Professional Devt	\$700	\$0	\$700	\$325	\$0	\$375
01011000-55900	TECEC-Admin-Other Purch'd Prop Svcs	\$23,824	\$0	\$23,824	\$9,333	\$0	\$14,491
01011200-55800	PPS-Admin-Professional Devt	\$30,000	\$0	\$30,000	\$5,468	\$8,720	\$15,812
01011200-55801	PPS-D/W-Mileage	\$15,000	\$0	\$15,000	\$1,960	\$0	\$13,040
01401203-55801	Asst Super-L/W-Mileage	\$12,000	\$0	\$12,000	\$1,609	\$0	\$10,391
01402320-55800	Asst Super-Admin-Professional Devt	\$20,000	\$0	\$20,000	\$825	\$0	\$19,175
01402320-55900	Asst Super-Other Purchased Services	\$0	\$0	\$0	\$0	\$0	\$0
01412210-55800	Curr Dir-Admin-Professional Devt	\$64,370	\$0	\$64,370	\$19,650	\$395	\$44,325
01412210-55802	Admin-Prof Devt Admin	\$0	\$0	\$0	\$0	\$0	\$0

**Trumbull Board of Education Expense vs Budget Detail
Report for the Period Ended 11/30/2022**

<u>Account #</u>	<u>Account Description</u>	<u>Budget</u>			<u>Expended</u>	<u>Committed/ Estimates</u>	<u>Available/ (Over)</u>
		<u>Original</u>	<u>Transfers</u>	<u>Revised</u>			
01422520-55800	Tech-Admin-Professional Devt	\$2,500	\$0	\$2,500	\$0	\$0	\$2,500
01422520-55804	Tech-Admin-Mileage	\$3,000	\$0	\$3,000	\$788	\$0	\$2,212
01512400-55800	BHES-Admin-Professional Devt	\$500	\$0	\$500	\$239	\$0	\$261
01522400-55800	FTES-Admin-Professional Devt	\$500	\$0	\$500	\$0	\$0	\$500
01532400-55800	DFES-Admin-Professional Devt	\$500	\$0	\$500	\$0	\$0	\$500
01542400-55800	MBES-Admin-Professional Devt	\$250	\$0	\$250	\$0	\$0	\$250
01552400-55800	JRES-Admin-Professional Devt	\$500	\$0	\$500	\$0	\$0	\$500
01582400-55800	TES-Admin-Professional Devt	\$500	\$0	\$500	\$420	\$0	\$80
01612400-55800	HMS-Admin-Professional Devt	\$1,500	\$0	\$1,500	\$0	\$0	\$1,500
01622400-55800	MMS-Admin-Professional Devt	\$1,500	\$0	\$1,500	\$0	\$0	\$1,500
01711001-55800	THS-Classroom-Professional Devt	\$0	\$0	\$0	\$0	\$0	\$0
01711011-55800	THS-World Language-Professional Devt	\$0	\$0	\$0	\$0	\$0	\$0
01711002-55800	THS-Art-Professional Devt	\$0	\$0	\$0	\$0	\$0	\$0
01712400-55800	THS-Admin-Professional Devt	\$3,500	\$0	\$3,500	\$805	\$610	\$2,085
01712400-55901	THS-Admin-Other Purch'd Svcs	\$1,750	\$0	\$1,750	\$0	\$0	\$1,750
01741200-55800	Continuing Ed-Admin-Professional Devt	\$0	\$0	\$0	\$0	\$0	\$0
01741200-55900	Continuing Ed-Other Purch'd Svcs	\$61,050	\$0	\$61,050	\$0	\$0	\$61,050
01802130-55800	Super-HR-Professional Devt	\$16,550	\$0	\$16,550	\$0	\$0	\$16,550
01802130-55900	Super-Personnel-Other Purch'd Svcs	\$115,800	\$0	\$115,800	\$56,073	\$26,184	\$33,543
01802320-55800	Super-Personnel-Professional Devt	\$0	\$0	\$0	\$0	\$0	\$0
01822230-55800	Facilities-Admin-Professional Devt	\$2,000	\$0	\$2,000	\$190	\$0	\$1,810
01822230-55910	Facilities-Admin-Other Purch'd Svcs	\$21,000	\$0	\$21,000	\$14,891	\$714	\$5,395
01842610-55803	Facilities-Admin-Mileage	\$2,500	\$0	\$2,500	\$687	\$0	\$1,813
01852632-55910	Facilities-Inside Maint-Other Purch'd Svcs	\$0	\$0	\$0	\$0	\$0	\$0
01882700-55800	Trans-Admin-Professional Devt	\$0	\$0	\$0	\$0	\$0	\$0
01902310-55800	Super-BOE-Professional Devt	\$1,400	\$0	\$1,400	\$0	\$1,200	\$200
01902320-55800	Super-Admin-Professional Devt	\$5,000	\$0	\$5,000	\$4,400	\$499	\$101
01912520-55800	Bus Off-Admin-Professional Devt	\$0	\$0	\$0	\$0	\$0	\$0
01922530-55804	Asst Super-Info Svcs-Oth Purch Svcs	\$14,000	\$0	\$14,000	\$13,000	\$720	\$280
Other Purch'd Services Total		\$421,694	\$0	\$421,694	\$130,664	\$39,042	\$251,988
Purchased Other Services Total		\$11,831,796	\$0	\$11,831,796	\$4,703,275	\$7,417,081	(\$288,560)

Supplies

Supplies Teaching

01011000-56111	TECEC-Classroom-Classroom Supplies	\$5,400	\$0	\$5,400	\$2,500	\$964	\$1,936
01011200-56111	PPS-Classroom-Classroom Supplies	\$27,000	\$0	\$27,000	\$12,718	\$2,255	\$12,027
01412214-56111	Curr Dir-D/W-Classroom Supplies	\$90,000	\$0	\$90,000	\$47,968	\$7,925	\$34,107
01511001-56111	BHES-Classroom Supplies	\$24,300	\$0	\$24,300	\$26,010	\$220	(\$1,929)
01512220-56901	BHES-Library-Supplies	\$2,700	\$0	\$2,700	\$2,601	\$724	(\$625)
01521001-56111	FTES-Classroom Supplies	\$27,900	\$0	\$27,900	\$16,857	\$2,429	\$8,614
01522220-56901	FTES-Library-Supplies	\$2,250	\$0	\$2,250	\$543	\$459	\$1,247
01531001-56111	DFES-Classroom Supplies	\$26,100	\$0	\$26,100	\$28,960	\$2,542	(\$5,402)
01532220-56901	DFES-Library-Supplies	\$2,250	\$0	\$2,250	\$2,434	\$170	(\$354)
01541001-56111	MBES-Classroom Supplies	\$27,000	\$0	\$27,000	\$23,808	\$57	\$3,135
01542220-56901	MBES-Library-Supplies	\$2,250	\$0	\$2,250	\$2,110	\$0	\$140
01551001-56111	JRES-Classroom Supplies	\$24,300	\$0	\$24,300	\$18,845	\$1,024	\$4,431
01552220-56901	JRES-Library-Supplies	\$2,250	\$0	\$2,250	\$1,800	\$0	\$450
01581001-56111	TES-Classroom Supplies	\$22,500	\$0	\$22,500	\$16,381	\$696	\$5,423
01582220-56901	TES-Library-Supplies	\$2,250	\$0	\$2,250	\$686	\$1,147	\$417
01611001-56111	HMS-Classroom-Classroom Supplies	\$31,500	\$0	\$31,500	\$23,181	\$2,545	\$5,774
01611016-56111	HMS-Music-Classroom Supplies	\$2,250	\$0	\$2,250	\$875	\$940	\$435
01611019-56111	HMS-PE/Health-Classroom Supplies	\$3,420	\$0	\$3,420	\$2,256	\$988	\$177
01612220-56111	HMS-Library-Supplies	\$1,935	\$0	\$1,935	\$281	\$1,060	\$593
01621001-56111	MMS-Classroom-Classroom Supplies	\$31,500	\$0	\$31,500	\$26,699	\$4,162	\$639
01621016-56111	MMS-Music-Classroom Supplies	\$2,475	\$0	\$2,475	\$980	\$450	\$1,045
01621019-56111	MMS-PE/Health-Classroom Supplies	\$2,250	\$0	\$2,250	\$1,429	\$543	\$278
01622220-56901	MMS-Library-Supplies	\$1,800	\$0	\$1,800	\$1,339	\$185	\$275
01711001-56111	THS-Classroom-Classroom Supplies	\$31,500	\$0	\$31,500	\$20,549	\$6,429	\$4,522
01711002-56112	THS-Art-Supplies	\$16,740	\$0	\$16,740	\$7,265	\$1,005	\$8,470
01711003-56112	THS-Business Ed-Supplies	\$1,530	\$0	\$1,530	\$842	\$8	\$680
01711006-56112	THS-Ag Science-Supplies	\$27,900	\$0	\$27,900	\$13,921	\$13,704	\$275
01711010-56112	THS-English-Supplies	\$900	\$0	\$900	\$386	\$0	\$514
01711011-56112	THS-World Language-Supplies	\$1,350	\$0	\$1,350	\$602	(\$0)	\$748
01711013-56112	THS-Family Consumer Science-Supplies	\$13,140	\$0	\$13,140	\$2,716	\$1,765	\$8,659

Trumbull Board of Education Expense vs Budget Detail
Report for the Period Ended 11/30/2022

<u>Account #</u>	<u>Account Description</u>	<u>Budget</u>			<u>Expended</u>	<u>Committed/ Estimates</u>	<u>Available/ (Over)</u>
		<u>Original</u>	<u>Transfers</u>	<u>Revised</u>			
01711014-56112	THS-Technology Education-Supplies	\$18,900	\$0	\$18,900	\$5,160	\$3,649	\$10,091
01711015-56112	THS-Mathematics-Supplies	\$1,395	\$0	\$1,395	\$803	\$0	\$592
01711016-56112	THS-Music-Supplies	\$5,400	\$0	\$5,400	\$1,826	\$61	\$3,513
01711019-56112	THS-PE/Health-Supplies	\$2,700	\$0	\$2,700	\$1,001	\$999	\$700
01711022-56112	THS-Alternate School-Supplies	\$450	\$0	\$450	\$0	\$0	\$450
01711027-56112	THS-Science-Supplies	\$11,124	\$0	\$11,124	\$2,030	\$2,857	\$6,238
01711028-56112	THS-Social Studies-Supplies	\$792	\$0	\$792	\$0	\$0	\$792
01712120-56112	THS-Guidance-Supplies	\$0	\$0	\$0	\$0	\$0	\$0
01712220-56901	THS-Library-Supplies	\$2,740	\$0	\$2,740	\$1,977	\$882	(\$119)
01712221-56112	THS-Auditorium/Theater Tech-Supplies	\$0	\$0	\$0	\$0	\$0	\$0
01712400-56116	THS-Admin-Supplies	\$6,975	\$0	\$6,975	\$1,144	\$3,500	\$2,331
01713201-56112	Sports-Sports General-Supplies	\$126,000	\$0	\$126,000	\$52,487	\$64,460	\$9,053
	Sports Supplies Total	\$126,000	\$0	\$126,000	\$52,487	\$64,460	\$9,053
01741200-56110	Continuing Ed-Teaching Supplies	\$0	\$0	\$0	\$0	\$0	\$0
	Supplies Teaching Total	\$635,116	\$0	\$635,116	\$373,969	\$130,805	\$130,341
<u>Supplies Office</u>							
01011000-56110	TECEC-Admin-Office Supplies	\$4,050	\$0	\$4,050	\$2,525	\$229	\$1,295
01011200-56110	PPS-Admin-Office Supplies	\$900	\$0	\$900	\$547	\$0	\$353
01052130-56110	PPS-Health Services-Supplies	\$7,650	\$0	\$7,650	\$3,226	\$5,099	(\$675)
01402320-56110	Asst Super-Admin-Office Supplies	\$4,050	\$0	\$4,050	\$8,691	\$2,767	(\$7,409)
01412210-56110	Curr Dir-Admin-Office Supplies	\$0	\$0	\$0	\$0	\$0	\$0
01422214-56900	Tech-L/W-Parts	\$8,550	\$0	\$8,550	\$14,893	\$179	(\$6,522)
01422520-56110	Tech-Admin-Office Supplies	\$1,170	\$0	\$1,170	\$1,335	\$0	(\$165)
01422520-56900	Tech-Admin-Parts	\$4,320	\$0	\$4,320	\$320	\$0	\$4,000
01512400-56110	BHES-Admin-Office Supplies	\$3,600	\$0	\$3,600	\$1,400	\$241	\$1,960
01522400-56110	FTES-Admin-Office Supplies	\$3,600	\$0	\$3,600	\$1,071	\$98	\$2,431
01532400-56110	DFES-Admin-Office Supplies	\$3,600	\$0	\$3,600	\$1,206	\$382	\$2,013
01542400-56110	MBES-Admin-Office Supplies	\$3,600	\$0	\$3,600	\$2,747	\$514	\$339
01552400-56110	JRES-Admin-Office Supplies	\$3,600	\$0	\$3,600	\$2,218	\$178	\$1,205
01582400-56110	TES-Admin-Office Supplies	\$3,600	\$0	\$3,600	\$2,962	\$0	\$638
01612400-56110	HMS-Admin-Office Supplies	\$6,750	\$0	\$6,750	\$6,274	\$375	\$101
01622400-56110	MMS-Admin-Office Supplies	\$7,650	\$0	\$7,650	\$390	\$0	\$7,260
01712221-56900	THS-Auditorium/Theater Tech-Parts & Mainte	\$1,350	\$0	\$1,350	\$0	\$0	\$1,350
01712400-56110	THS-Admin-Office Supplies	\$3,150	\$0	\$3,150	\$1,232	\$0	\$1,918
01741200-56117	Continuing Ed-Office Supplies	\$0	\$0	\$0	\$0	\$0	\$0
01802130-56110	Human Resources-Admin-Office Supplies	\$2,925	\$0	\$2,925	\$853	\$114	\$1,958
01822230-56110	Facilities-Admin-Office Supplies	\$5,400	\$0	\$5,400	\$1,204	\$213	\$3,983
01882700-56110	Transportation-Office Supplies	\$3,600	\$0	\$3,600	\$801	\$2,799	\$0
01902320-56110	Super-Admin-Office Supplies	\$5,400	\$0	\$5,400	\$1,369	\$3,675	\$356
01912520-56110	Bus Off-Admin-Office Supplies	\$3,600	\$0	\$3,600	\$2,907	\$3,900	(\$3,207)
	Supplies Office Total	\$92,115	\$0	\$92,115	\$58,169	\$20,764	\$13,182
<u>Supplies Custodial</u>							
01842610-56130	Facilities-Custodial-Supplies	\$116,000	\$0	\$116,000	\$97,217	\$35,684	(\$16,902)
	Supplies Custodial Total	\$116,000	\$0	\$116,000	\$97,217	\$35,684	(\$16,902)
<u>Supplies Maintenance</u>							
01852622-56134	Facilities-Snow Removal-Supplies	\$9,000	\$0	\$9,000	\$2,695	\$2,605	\$3,700
01852623-56133	Facilities-Vehicles-Gas/Diesel	\$30,000	\$0	\$30,000	\$19,004	\$6,500	\$4,496
01852623-56134	Facilities-Vehicles-Supplies	\$15,000	\$0	\$15,000	\$7,320	\$9,157	(\$1,477)
01852625-56134	Facilities-Grounds-Supplies	\$10,000	\$0	\$10,000	\$3,951	\$7,388	(\$1,338)
01852626-56134	Facilities-Fertilizer	\$0	\$0	\$0	\$0	\$0	\$0
01852627-56134	Facilities-Lawn Care-Supplies	\$5,000	\$0	\$5,000	\$6,753	\$2,002	(\$3,755)
01852628-56134	Facilities-Paving-Supplies	\$0	\$0	\$0	\$20,243	\$0	(\$20,243)
01852631-56134	Facilities-Maintenance-Supplies	\$2,000	\$0	\$2,000	\$1,459	\$0	\$541
01852632-56134	Facilities-Inside Maintenance-Supplies	\$30,000	\$0	\$30,000	\$3,522	\$8,674	\$17,804
01852633-56134	Facilities-Electrical-Supplies	\$33,500	\$0	\$33,500	\$9,514	\$11,827	\$12,159
01852634-56134	Facilities-Fire Prot-Supplies	\$0	\$0	\$0	\$0	\$0	\$0
01852635-56134	Facilities-Floor Repair-Supplies	\$5,000	\$0	\$5,000	\$0	\$1,500	\$3,500
01852637-56134	Facilities-Glass-Supplies	\$1,000	\$0	\$1,000	\$0	\$0	\$1,000
01852638-56134	Facilities-Hardware-Supplies	\$5,000	\$0	\$5,000	\$5,661	\$3,659	(\$4,320)

**Trumbull Board of Education Expense vs Budget Detail
Report for the Period Ended 11/30/2022**

Account #	Account Description	Budget			Expended	Committed/ Estimates	Available/ (Over)
		Original	Transfers	Revised			
01852639-56134	Facilities-HVAC-Supplies	\$55,000	\$0	\$55,000	\$18,499	\$12,330	\$24,171
01852641-56134	Facilities-Masonry-Supplies	\$0	\$0	\$0	\$0	\$0	\$0
01852642-56134	Facilities-Painting-Supplies	\$5,000	\$0	\$5,000	\$6,319	\$3,040	(\$4,359)
01852643-56134	Facilities-Plant Equip-Supplies	\$0	\$0	\$0	\$0	\$0	\$0
01852644-56134	Facilities-Plumbing-Supplies	\$35,000	\$0	\$35,000	\$18,385	\$12,710	\$3,905
01852645-56134	Facilities-Roofing-Supplies	\$0	\$0	\$0	\$0	\$0	\$0
01852646-56134	Facilities-Pest Control-Supplies	\$1,000	\$0	\$1,000	\$0	\$0	\$1,000
01852648-56134	Facilities-Indoor Air Quality-IAQ-Supplies	\$10,000	\$0	\$10,000	\$4,170	\$3,830	\$2,000
01852649-56134	Facilities-Welding-Supplies	\$0	\$0	\$0	\$712	\$38	(\$750)
Supplies Maintenance Total		\$251,500	\$0	\$251,500	\$128,208	\$85,259	\$38,033

Text & Workbooks

01011000-56411	TECEC-Classroom-Text & Workbooks	\$1,300	\$0	\$1,300	\$436	\$936	(\$72)
01011200-56411	PPS-Admin-Text & Workbooks	\$4,300	\$0	\$4,300	\$3,227	(\$0)	\$1,073
01412210-56411	Curr Dir-D/W-Text & Workbooks	\$112,300	\$0	\$112,300	\$97,067	\$1,990	\$13,243
01511001-56411	BHES-Classroom-Text & Workbooks	\$34,000	\$0	\$34,000	\$30,788	\$169	\$3,042
01521001-56411	FTES-Classroom-Text & Workbooks	\$30,000	\$0	\$30,000	\$22,220	\$654	\$7,126
01531001-56411	DFES-Classroom-Text & Workbooks	\$28,664	\$0	\$28,664	\$17,631	\$2,944	\$8,088
01541001-56411	MBES-Classroom-Text & Workbooks	\$29,000	\$0	\$29,000	\$25,252	\$1,667	\$2,081
01551001-56411	JRES-Classroom-Text & Workbooks	\$29,000	\$0	\$29,000	\$18,982	\$2,011	\$8,007
01581001-56411	TES-Classroom-Text & Workbooks	\$29,000	\$0	\$29,000	\$21,876	\$116	\$7,008
01611001-56411	HMS-Classroom-Text & Workbooks	\$15,000	\$0	\$15,000	\$1,867	(\$0)	\$13,133
01621001-56411	MMS-Classroom-Text & Workbooks	\$15,000	\$0	\$15,000	\$2,032	\$2,792	\$10,175
01621016-56411	MMS-Music-Text & Workbooks	\$0	\$0	\$0	\$0	\$0	\$0
01711003-56411	THS-Business Ed-Text & Workbooks	\$9,225	\$0	\$9,225	\$8,485	(\$0)	\$740
01711006-56411	THS-Ag Science-Text & Workbooks	\$4,000	\$0	\$4,000	\$0	\$0	\$4,000
01711010-56411	THS-English-Text & Workbooks	\$18,000	\$0	\$18,000	\$5,367	\$12,406	\$227
01711011-56411	THS-World Language-Text & Workbooks	\$12,500	\$0	\$12,500	\$9,794	\$1,805	\$901
01711013-56411	THS-Family Consumer Science-Text & Workbooks	\$0	\$0	\$0	\$257	\$0	(\$257)
01711015-56411	THS-Mathematics-Text & Workbooks	\$15,100	\$0	\$15,100	\$1,308	\$0	\$13,792
01711019-56411	THS-PE/Health-Text & Workbooks	\$500	\$0	\$500	\$0	\$0	\$500
01711022-56411	THS-Alternate School-Text & Workbooks	\$0	\$0	\$0	\$0	\$0	\$0
01711027-56411	THS-Science-Text & Workbooks	\$9,800	\$0	\$9,800	\$215	\$0	\$9,585
01711028-56411	THS-Social Studies-Text & Workbooks	\$12,774	\$0	\$12,774	\$1,108	\$818	\$10,848
01741200-56411	Continuing Ed-Textbooks	\$0	\$0	\$0	\$0	\$0	\$0
Text & Workbooks Total		\$409,463	\$0	\$409,463	\$267,913	\$28,310	\$113,241

Subscriptions

01011200-56425	PPS-Admin-Periodicals	\$1,000	\$0	\$1,000	\$657	\$0	\$343
01412210-56425	Curr Dir-Admin-Periodicals	\$0	\$0	\$0	\$0	\$0	\$0
01412214-56426	Cur Dir-D/W-Online Subscriptions	\$281,048	\$0	\$281,048	\$280,071	\$0	\$977
01422520-56425	Tech-Admin-Periodicals	\$200	\$0	\$200	\$0	\$0	\$200
01512220-56425	BHES-Library-Periodicals	\$1,300	\$0	\$1,300	\$0	\$286	\$1,014
01522220-56425	FTES-Library-Periodicals	\$1,200	\$0	\$1,200	\$0	\$1,033	\$167
01532220-56425	DFES-Library-Periodicals	\$1,200	\$0	\$1,200	\$0	\$0	\$1,200
01542220-56425	MBES-Library-Periodicals	\$1,200	\$0	\$1,200	\$1,063	\$0	\$137
01552220-56425	JRES-Library-Periodicals	\$1,250	\$0	\$1,250	\$0	\$1,046	\$204
01582220-56425	TES-Library-Periodicals	\$1,250	\$0	\$1,250	\$1,021	\$0	\$229
01612220-56425	HMS-Library-Periodicals	\$1,750	\$0	\$1,750	\$711	\$1,036	\$3
01622220-56425	MMS-Library-Periodicals	\$1,250	\$0	\$1,250	\$1,056	(\$0)	\$194
01712220-56425	THS-Library-Periodicals	\$2,200	\$0	\$2,200	\$1,425	\$0	\$775
01712400-56425	THS-Admin-Periodicals	\$750	\$0	\$750	\$0	\$0	\$750
01822230-56425	Facilities-Admin-Periodicals	\$350	\$0	\$350	\$0	\$0	\$350
01882700-56425	Trans-Admin-Periodicals	\$0	\$0	\$0	\$0	\$0	\$0
01902310-56425	Super-BOE-Periodicals	\$0	\$0	\$0	\$0	\$0	\$0
01902320-56425	Super- Admin-Periodicals	\$700	\$0	\$700	\$434	\$96	\$170
Subscriptions Total		\$296,648	\$0	\$296,648	\$286,437	\$3,498	\$6,713

Testing Materials

01011000-56904	TECEC-Classroom-Testing Materials	\$4,600	\$0	\$4,600	\$3,833	\$532	\$234
01011200-56904	PPS-L/W-Testing Materials	\$55,000	\$0	\$55,000	\$45,629	\$3,457	\$5,914
01412210-56904	Curr Dir-D/W-Testing Materials	\$110,000	\$0	\$110,000	\$53,766	\$41,812	\$14,422
01712120-56903	THS-Guidance-Testing Materials	\$400	\$0	\$400	\$0	\$0	\$400

Trumbull Board of Education Expense vs Budget Detail
Report for the Period Ended 11/30/2022

<u>Account #</u>	<u>Account Description</u>	<u>Budget</u>			<u>Expended</u>	<u>Committed/ Estimates</u>	<u>Available/ (Over)</u>
		<u>Original</u>	<u>Transfers</u>	<u>Revised</u>			
	Testing Materials Total	\$170,000	\$0	\$170,000	\$103,229	\$45,801	\$20,970
<u>Books & A/V</u>							
01512220-56420	BHES-Library-Books & Media	\$8,000	\$0	\$8,000	\$8,899	\$983	(\$1,882)
01522220-56420	FTES-Library-Books & Media	\$5,000	\$0	\$5,000	\$570	\$900	\$3,530
01532220-56420	DFES-Library-Books & Media	\$5,000	\$0	\$5,000	\$4,982	\$2,520	(\$2,501)
01542220-56420	MBES-Library-Books & Media	\$5,000	\$0	\$5,000	\$2,071	\$991	\$1,938
01552220-56420	JRES-Library-Books & Media	\$5,000	\$0	\$5,000	\$2,791	\$1,196	\$1,013
01582220-56420	TES-Library-Books & Media	\$5,000	\$0	\$5,000	\$3,166	\$1,048	\$785
01612220-56420	HMS-Library-Books & Media	\$2,000	\$0	\$2,000	\$1,279	\$608	\$112
01622220-56420	MMS-Library-Books & Media	\$2,250	\$0	\$2,250	\$270	\$1,158	\$822
01712220-56420	THS-Library-Books & Media	\$7,040	\$0	\$7,040	\$1,163	\$1,473	\$4,405
	Books & A/V Total	\$44,290	\$0	\$44,290	\$25,191	\$10,877	\$8,222
<u>Software</u>							
01412210-56118	Curr Dir-D/W Software	\$5,000	\$0	\$5,000	\$4,875	\$0	\$125
01422214-56118	Tech-L/W-Software	\$188,925	\$0	\$188,925	\$203,265	\$630	(\$14,970)
01712120-56118	THS-Guidance-Software	\$0	\$0	\$0	\$0	\$0	\$0
	Software Total	\$193,925	\$0	\$193,925	\$208,140	\$630	(\$14,845)
<u>Energy</u>							
01842611-56201	Facilities-D/W-Heating Oil	\$0	\$0	\$0	\$0	\$0	\$0
01842611-56202	Facilities-D/W-Natural Gas	\$599,400	\$0	\$599,400	\$88,528	\$396,472	\$114,400
	Energy Total	\$599,400	\$0	\$599,400	\$88,528	\$396,472	\$114,400
<u>Other Supplies</u>							
01422214-56117	Tech-L/W-Computer Supplies	\$500	\$0	\$500	\$0	\$0	\$500
01422220-56117	Tech-Dist AV/Chan 17-Supplies	\$300	\$0	\$300	\$0	\$0	\$300
01422220-56900	Tech-Dist AV/Ch17-Parts	\$6,800	\$0	\$6,800	\$655	\$0	\$6,145
01613202-56119	HMS-Activities-Supplies	\$3,000	\$0	\$3,000	\$0	\$0	\$3,000
01623202-56119	MMS-Activities-Supplies	\$2,000	\$0	\$2,000	\$0	\$0	\$2,000
01712400-56270	THS-Admin-Security Supplies	\$1,500	\$0	\$1,500	\$151	\$0	\$1,349
01712400-56907	THS-Admin-Graduation	\$16,800	\$0	\$16,800	\$3,243	\$4,666	\$8,891
01713203-56906	THS-Activities-Fees, Awards & Supplies	\$1,500	\$0	\$1,500	\$12	\$0	\$1,488
01852625-56900	Fences/Playground-Supplies	\$0	\$0	\$0	\$0	\$0	\$0
01852636-56900	Furniture Repairs-Supplies	\$0	\$0	\$0	\$0	\$0	\$0
01882700-56270	Transportation-Bus Supplies	\$0	\$0	\$0	\$0	\$0	\$0
	Other Supplies Total	\$32,400	\$0	\$32,400	\$4,061	\$4,666	\$23,674
	Supplies Total	\$2,840,857	\$0	\$2,840,857	\$1,641,061	\$762,767	\$437,029
<u>Property</u>							
<u>Office Equipment</u>							
01612400-57301	HMS-Admin-Equipment	\$500	\$0	\$500	\$26	\$0	\$474
01622400-57301	MMS-Admin-Equipment	\$0	\$0	\$0	\$0	\$0	\$0
01822230-57301	Facilities-Admin-Equipment	\$350	\$0	\$350	\$0	\$0	\$350
	Office Equipment Total	\$850	\$0	\$850	\$26	\$0	\$824
<u>Office Furniture</u>							
01052130-57304	SPED-Health Services Furniture	\$0	\$0	\$0	\$813	\$0	(\$813)
01402320-57308	Asst. Super.-Furniture	\$0	\$0	\$0	\$0	\$0	\$0
01712400-57308	THS-Admin-Office Furniture	\$0	\$0	\$0	\$0	\$0	\$0
01822230-57308	Facilities-Admin-Furniture	\$0	\$0	\$0	\$0	\$0	\$0
01852651-57301	Facilities-Building Improvement-Furniture	\$0	\$0	\$0	\$0	\$0	\$0
	Office Furniture Total	\$0	\$0	\$0	\$813	\$0	(\$813)
<u>Classroom Equipment</u>							
01011000-57301	TECEC-Classroom-Instructional Equipment	\$4,000	\$0	\$4,000	\$0	\$0	\$4,000
01032130-57303	PPS-L/W-Equipment Instructional	\$15,000	\$0	\$15,000	\$8,726	\$5,922	\$352
01412210-57301	Curr Dir-D/W-Equipment Instructional	\$20,000	\$0	\$20,000	\$0	\$0	\$20,000

Trumbull Board of Education Expense vs Budget Detail
Report for the Period Ended 11/30/2022

<u>Account #</u>	<u>Account Description</u>	<u>Budget</u>			<u>Expended</u>	<u>Committed/ Estimates</u>	<u>Available/ (Over)</u>
		<u>Original</u>	<u>Transfers</u>	<u>Revised</u>			
01421001-57310	Tech-Classroom-Computer Equipment	\$192,325	\$0	\$192,325	\$270,376	\$92,839	(\$170,890)
01422214-57301	Tech-L/W-Computer Equipment	\$10,500	\$0	\$10,500	\$6,266	(\$0)	\$4,234
01422220-57301	Tech-Dist AV/Ch17-Equipment Instructional	\$22,000	\$0	\$22,000	\$7,814	\$11,943	\$2,243
01511001-57301	BHES-Classroom-Equipment Instructional	\$2,500	\$0	\$2,500	\$188	\$1,075	\$1,237
01512220-57302	BHES-Library-Equipment Instructional	\$2,200	\$0	\$2,200	\$0	\$0	\$2,200
01521001-57301	FTES-Classroom-Equipment Instructional	\$2,400	\$0	\$2,400	\$0	\$0	\$2,400
01522220-57302	FTES-Library-Equipment Instructional	\$2,300	\$0	\$2,300	\$562	\$0	\$1,738
01531001-57301	DFES-Classroom-Equipment Instructional	\$2,500	\$0	\$2,500	\$0	\$0	\$2,500
01532220-57302	DFES-Library-Equipment Instructional	\$2,400	\$0	\$2,400	\$0	\$0	\$2,400
01541001-57301	MBES-Classroom-Equipment Instructional	\$4,000	\$0	\$4,000	\$1,796	\$0	\$2,204
01542220-57302	MBES-Library-Equipment Instructional	\$2,200	\$0	\$2,200	\$919	\$0	\$1,281
01551001-57301	JRES-Classroom-Equipment Instructional	\$2,500	\$0	\$2,500	\$0	\$0	\$2,500
01552220-57302	JRES-Library-Equipment Instructional	\$2,200	\$0	\$2,200	\$0	\$850	\$1,350
01581001-57301	TES-Classroom-Equipment Instructional	\$2,500	\$0	\$2,500	\$1,668	\$0	\$832
01582220-57302	TES-Library-Equipment Instructional	\$2,200	\$0	\$2,200	\$1,517	\$0	\$683
01611001-57301	HMS-Classroom-Equipment Instructional	\$3,400	\$0	\$3,400	\$0	\$0	\$3,400
01611016-57301	HMS-Music-Equipment Instructional	\$3,300	\$0	\$3,300	\$3,188	\$0	\$112
01612220-57302	HMS-Library-Equipment Instructional	\$1,700	\$0	\$1,700	\$148	\$0	\$1,552
01621001-57301	MMS-Classroom-Equipment Instructional	\$3,400	\$0	\$3,400	\$3,260	\$0	\$140
01621016-57301	MMS-Music-Equipment Instructional	\$3,500	\$0	\$3,500	\$0	\$1,656	\$1,844
01622220-57302	MMS-Library-Equipment Instructional	\$1,700	\$0	\$1,700	\$0	\$0	\$1,700
01711001-57301	THS-Classroom-Equipment	\$0	\$0	\$0	\$0	\$0	\$0
01711002-57301	THS-Art-Equipment Instructional	\$8,500	\$0	\$8,500	\$1,387	\$31	\$7,083
01711003-57301	THS-Business Ed-Equipment Instructional	\$0	\$0	\$0	\$0	\$0	\$0
01711006-57301	THS-Ag Science-Equipment Instructional	\$969	\$0	\$969	\$7,825	\$0	(\$6,856)
01711011-57301	THS-World Language-Equipment Instructional	\$5,600	\$0	\$5,600	\$6,380	\$0	(\$780)
01711013-57301	THS-Family Consumer Science-Equipment Inst	\$3,000	\$0	\$3,000	\$2,157	\$0	\$843
01711014-57301	THS-Technology Education-Equipment Instrucl	\$2,000	\$0	\$2,000	\$361	\$318	\$1,321
01711016-57301	THS-Music-Equipment Instructional	\$2,500	\$0	\$2,500	\$758	\$0	\$1,742
01711019-57301	THS-PE/Health-Equipment Instructional	\$3,500	\$0	\$3,500	\$969	\$847	\$1,684
01711027-57301	THS-Science-Equipment Instructional	\$8,755	\$0	\$8,755	\$0	\$0	\$8,755
01712220-57302	THS-Library-Equipment Instructional	\$775	\$0	\$775	\$400	\$0	\$375
01712221-57301	THS-Auditorium/Theater Tech-Equipment Inst	\$4,000	\$0	\$4,000	\$0	\$0	\$4,000
01712400-57301	THS-Admin-Equipment	\$0	\$0	\$0	\$0	\$0	\$0
01713201-57301	Sports-Sports General-Equipment Instructiona	\$30,000	\$0	\$30,000	\$22,216	\$1,439	\$6,345
Classroom Equipment Total		\$380,324	\$0	\$380,324	\$348,881	\$116,921	(\$85,478)

Classroom Furniture

01011000-57308	TECEC-Classroom-Furniture	\$3,200	\$0	\$3,200	\$576	\$544	\$2,080
01511001-57308	BHES-Classroom-Furniture	\$2,000	\$0	\$2,000	\$0	\$0	\$2,000
01521001-57308	FTES-Classroom-Furniture	\$2,000	\$0	\$2,000	\$949	\$404	\$647
01531001-57308	DFES-Classroom-Furniture	\$2,000	\$0	\$2,000	\$2,725	\$545	(\$1,270)
01541001-57308	MBES-Classroom-Furniture	\$2,000	\$0	\$2,000	\$563	\$0	\$1,437
01551001-57308	JRES-Classroom-Furniture	\$2,000	\$0	\$2,000	\$1,935	\$0	\$65
01581001-57308	TES-Classroom-Furniture	\$2,000	\$0	\$2,000	\$0	\$0	\$2,000
01611001-57308	HMS-Classroom-Furniture	\$500	\$0	\$500	\$0	\$0	\$500
01621001-57308	MMS-Classroom-Furniture	\$0	\$0	\$0	\$0	\$0	\$0
Classroom Furniture Total		\$15,700	\$0	\$15,700	\$6,748	\$1,493	\$7,458

Building Equipment

01842610-57301	Facilities-Custodial-Equipment	\$5,000	\$0	\$5,000	\$0	\$0	\$5,000
01852622-57307	Facilities-Snow Removal-Equipment	\$5,000	\$0	\$5,000	\$2,999	\$0	\$2,001
01852623-57307	Facilities-Vehicles-Equipment	\$1,000	\$0	\$1,000	\$1,036	\$2,964	(\$3,000)
01852625-57307	Facilities-Grounds-Equipment	\$20,000	\$0	\$20,000	\$6,660	\$0	\$13,340
01852627-57307	Facilities-Lawn Care-Equipment	\$20,000	\$0	\$20,000	\$0	\$0	\$20,000
01852632-57307	Facilities-Inside Maintenance-Equipment	\$1,000	\$0	\$1,000	\$0	\$0	\$1,000
01852633-57306	FacilitiesPlantBldg-Electrical-Equipment	\$0	\$0	\$0	\$6,129	\$6,459	(\$12,588)
01852633-57307	Facilities-Electrical-Equipment	\$0	\$0	\$0	\$0	\$0	\$0
01852639-57307	Facilities-HVAC-Equipment	\$25,000	\$0	\$25,000	\$0	\$0	\$25,000
01852643-57307	Facilities-Plant-Equipment	\$0	\$0	\$0	\$0	\$0	\$0
01852644-57307	Facilities-Plumbing-Equipment	\$1,000	\$0	\$1,000	\$0	\$0	\$1,000
01852648-57307	Facilities-IAQ-Equipment	\$5,000	\$0	\$5,000	\$0	\$0	\$5,000
01852654-57340	Facilities-Maintenance-Vehicle	\$0	\$0	\$0	\$0	\$0	\$0
Building Equipment Total		\$83,000	\$0	\$83,000	\$16,824	\$9,422	\$56,754

Trumbull Board of Education Expense vs Budget Detail
Report for the Period Ended 11/30/2022

Account #	Account Description	Budget			Expended	Committed/ Estimates	Available/ (Over)
		Original	Transfers	Revised			
Building Improvements							
01842611-57202	Facilities-Project Improvements to Site	\$0	\$0	\$0	\$0	\$0	\$0
01852650-57200	Facilities-Site-Building Improvement	\$15,000	\$0	\$15,000	\$4,050	\$5,670	\$5,280
01852650-57202	Facilities-Site-Building Improvement	\$0	\$0	\$0	\$0	\$0	\$0
01852651-57100	Facilities-Building Improvement	\$0	\$0	\$0	\$1,220	\$740	(\$1,960)
01852651-57202	Facilities-Building Improvement-Projects	\$30,000	\$0	\$30,000	\$2,335	\$0	\$27,665
	Building Improvements Total	\$45,000	\$0	\$45,000	\$7,605	\$6,410	\$30,985
Other Equipment							
01422520-57301	Tech-Admin-WAN Equipment	\$3,550	\$0	\$3,550	\$0	\$0	\$3,550
	Other Equipment Total	\$3,550	\$0	\$3,550	\$0	\$0	\$3,550
	Property Total	\$528,424	\$0	\$528,424	\$380,897	\$134,246	\$13,280
Miscellaneous							
Debt Service, Dues, Fees and Memberships							
01011000-58900	TECEC-Admin-Dues & Fees	\$800	\$0	\$800	\$406	\$0	\$394
01011200-58900	PPS-Admin-Dues & Fees	\$2,000	\$0	\$2,000	\$3,414	\$5,259	(\$6,673)
01402210-58900	Instructional-Dues & Fees	\$0	\$0	\$0	\$0	\$0	\$0
01402320-58900	Asst Super-Admin-Dues & Fees	\$7,000	\$0	\$7,000	\$4,405	\$799	\$1,796
01412210-58900	Curr Dir-Admin-Dues & Fees	\$0	\$0	\$0	\$0	\$0	\$0
01422520-58900	Tech-Admin-Dues & Fees	\$0	\$0	\$0	\$0	\$0	\$0
01512400-58900	BHES-Admin-Dues & Fees	\$550	\$0	\$550	\$399	\$0	\$151
01522400-58900	FTES-Admin-Dues & Fees	\$553	\$0	\$553	\$89	\$0	\$464
01532400-58900	DFES-Admin-Dues & Fees	\$500	\$0	\$500	\$0	\$0	\$500
01542400-58900	MBES-Admin-Dues & Fees	\$100	\$0	\$100	\$0	\$0	\$100
01552400-58900	JRES-Admin-Dues & Fees	\$550	\$0	\$550	\$0	\$0	\$550
01582400-58900	TES-Admin-Dues & Fees	\$550	\$0	\$550	\$487	\$0	\$63
01612400-58900	HMS-Admin-Dues & Fees	\$900	\$0	\$900	\$385	\$0	\$515
01622400-58900	MMS-Admin-Dues & Fees	\$900	\$0	\$900	\$764	\$0	\$136
01711006-58900	THS-Ag Science-Dues & Fees	\$899	\$0	\$899	\$0	\$0	\$899
01711019-58900	THS-PE/Health-Dues & Fees	\$0	\$0	\$0	\$0	\$0	\$0
01712120-58900	THS-Guidance-Dues & Fees	\$0	\$0	\$0	\$0	\$0	\$0
01712220-58900	THS-Library-Dues & Fees	\$0	\$0	\$0	\$0	\$0	\$0
01712400-58900	THS-Admin-Dues & Fees	\$11,225	\$0	\$11,225	\$11,249	\$0	(\$24)
01713201-58900	Sports-Sports General-Dues & Fees	\$40,000	\$0	\$40,000	\$24,301	\$9,160	\$6,539
01741200-58900	Cont Ed-Admin-Dues & Fees	\$0	\$0	\$0	\$0	\$0	\$0
01802130-58900	Human Resources-Admin-Dues & Fees	\$1,200	\$0	\$1,200	\$0	\$0	\$1,200
01822230-58900	Facilities-Admin-Dues & Fees	\$1,500	\$0	\$1,500	\$825	\$0	\$675
01882700-58900	Trans-Admin-Dues & Fees	\$375	\$0	\$375	\$300	\$0	\$75
01902320-58900	Super-Admin-Dues & Fees	\$21,700	\$0	\$21,700	\$19,168	\$2,579	(\$47)
01912520-58310	Redemption of Principal on Loans	\$335,343	\$0	\$335,343	\$166,734	\$167,671	\$938
01912520-58320	Interest on Loans	\$88,196	\$0	\$88,196	\$45,036	\$44,098	(\$938)
01912520-58900	Bus Off-Admin-Dues & Fees	\$7,132	\$0	\$7,132	\$3,796	\$0	\$3,336
	Dues, Fees and Memberships Total	\$521,973	\$0	\$521,973	\$281,758	\$229,566	\$10,649
Other Miscellaneous							
01912520-58904	D/W-Admin-Bad Debt Expense	\$1,000	\$0	\$1,000	\$0	\$0	\$1,000
	Other Miscellaneous Total	\$1,000	\$0	\$1,000	\$0	\$0	\$1,000
	Miscellaneous Total	\$522,973	\$0	\$522,973	\$281,758	\$229,566	\$11,649
Other Objects							
01412210-59000	Curr-District Wide Support	\$0	\$0	\$0	\$0	\$0	\$0
01912520-59000	Bus Office-Admin-Anticipated Surplus	\$0	\$0	\$0	\$0	\$0	\$0
01912520-59001	Bus Office-Intergovernmental transfer	(\$466,300)	\$0	(\$466,300)	\$0	\$0	(\$466,300)
	Other Objects Total	(\$466,300)	\$0	(\$466,300)	\$0	\$0	(\$466,300)
	Munis Report Total	\$115,915,558	\$0	\$115,915,558	\$37,305,229	\$77,218,107	\$1,392,222

FOR 2023 05

	ORIGINAL APPROP	TRANFRS/ ADJSTMTS	REVISED BUDGET	YTD EXPENDED	ENCUMBRANCES	AVAILABLE BUDGET	PCT USED
51111 TEACHERS-SPECIALISTS							
09006001 51111 NP Teach	0	110,000	110,000	25,644.48	85,481.60	-1,126.08	101.0%*
51125 ADMINISTRATOR							
09007001 51125 NP Admin	0	15,499	15,499	6,314.44	9,184.61	-.05	100.0%*
51130 SECRETARY-CAL YR							
09007001 51130 SEC-CALYR	0	15,970	15,970	6,457.99	9,393.42	118.59	99.3%
51140 CUST./MAINT. - REGULAR PAY							
09005000 51140 CUST.MAINT	0	25,000	25,000	.00	.00	25,000.00	.0%
09006200 51140 POOLMAN	0	60,000	60,000	464.16	.00	59,535.84	.8%
51141 CUST./MAINT. - OT - SCHOOL							
09005000 51141 OT/SCHOOLS	0	100,000	100,000	19,068.75	.00	80,931.25	19.1%
09005000 51141 COVID OT/SCHOOLS	0	1,000	1,000	.00	.00	1,000.00	.0%
53302 Other Prof Services							
09006200 53302 Emer	0	500	500	.00	.00	500.00	.0%
54101 UTILITY EXPENSE - ELECTRICITY							
09002611 54101 Electricit	0	24,000	24,000	10,000.00	.00	14,000.00	41.7%
55102 Ace/Bei/THSJobShadow							
09007001 55102 NP Bus	0	937,579	937,579	220,508.61	741,801.39	-24,731.00	102.6%*
56136 SUPPLIES - OTHER PROJECTS							
09006200 56136 OTH PROJ	0	15,000	15,000	.00	.00	15,000.00	.0%
GRAND TOTAL	0	1,304,548	1,304,548	288,458.43	845,861.02	170,228.55	87.0%

12/07/2022 13:02
1791pbri

TRUMBULL BOE, CT
ACCOUNT SUMMARY TRIAL BALANCE FOR FY23/NOV TO NOV
FUND

P 1
glatrbal

ACCOUNT ACCOUNT NAME	BEG. BALANCE	DEBITS	CREDITS	NET CHANGE	END BALANCE
100 -00-0000-10410 - SA CASH ACCT - PEOPLES BANK	419,772.92	19,757.82	69,640.78	-49,882.96	369,889.96
100 -00-0000-20032 - THS Model Congress	-5,529.01	9,800.20	4,910.00	4,890.20	-638.81
100 -00-0000-20063 - THS WELLNESS CENTER	-150.00	.00	.00	.00	-150.00
100 -00-0000-20068 - MATH HONOR SOCIETY	-2,216.06	.00	.00	.00	-2,216.06
100 -00-0000-20082 - THS ORCHESTRA	-535.60	.00	.00	.00	-535.60
100 -00-0000-20101 - THS LIBRARY CLUB	-3,895.61	.00	.00	.00	-3,895.61
100 -00-0000-20110 - THS Pink Ribbon	-1,357.00	.00	.00	.00	-1,357.00
100 -00-0000-20130 - THS BOOK STORE	-2,554.84	160.00	.00	160.00	-2,394.84
100 -00-0000-20133 - THS NEWSPAPER	-358.01	50.00	.00	50.00	-308.01
100 -00-0000-20139 - THS TRILLIUM YEARBOOK	-13,248.53	.00	2,396.00	-2,396.00	-15,644.53
100 -00-0000-20152 - HILLCREST MIDDLE SCHOOL	-10,895.86	3,297.23	465.00	2,832.23	-8,063.63
100 -00-0000-20156 - MADISON MIDDLE SCHOOL	-6,157.47	1,145.09	681.60	463.49	-5,693.98
100 -00-0000-20165 - THS Class of 2018	-8,098.26	.00	.00	.00	-8,098.26
100 -00-0000-20166 - THS Class of 2019	-2,291.64	.00	.00	.00	-2,291.64
100 -00-0000-20167 - THS Class of 2020	-13,251.30	.00	.00	.00	-13,251.30
100 -00-0000-20168 - THS Class of 2021	-3,418.26	1,602.68	.00	1,602.68	-1,815.58
100 -00-0000-20169 - THS Class of 2022	-7,521.20	.00	.00	.00	-7,521.20
100 -00-0000-20170 - THS Class of 2023	-11,389.16	.00	.00	.00	-11,389.16
100 -00-0000-20171 - THS Class of 2024	-62,901.63	41,897.40	150.00	41,747.40	-21,154.23
100 -00-0000-20172 - THS Class of 2025	-9,510.18	4,786.29	50.00	4,736.29	-4,773.89
100 -00-0000-20173 - THS Class of 2026	-1,000.00	.00	.00	.00	-1,000.00
100 -00-0000-20180 - THS VOAG FUTURE FARMERS	-1,391.69	.00	.00	.00	-1,391.69
100 -00-0000-20190 - THS VOAG FARM	-25,177.13	2,779.60	915.00	1,864.60	-23,312.53
100 -00-0000-20251 - BOOTH HILL SCHOOL	-4,649.90	964.41	125.00	839.41	-3,810.49
100 -00-0000-20252 - FRENCHTOWN SCHOOL	-1,094.36	2,488.53	1,539.00	949.53	-144.83
100 -00-0000-20253 - DANIELS FARM	-1,393.39	.00	.00	.00	-1,393.39
100 -00-0000-20254 -					

12/07/2022 13:02
1791pbri

TRUMBULL BOE, CT
ACCOUNT SUMMARY TRIAL BALANCE FOR FY23/NOV TO NOV
FUND

P 2
glatrbal

ACCOUNT ACCOUNT NAME	BEG. BALANCE	DEBITS	CREDITS	NET CHANGE	END BALANCE
MIDDLEBROOK SCHOOL	-5,327.34	401.00	1,750.00	-1,349.00	-6,676.34
100 -00-0000-20255 -					
JANE RYAN SCHOOL	-1,515.83	1,086.04	.00	1,086.04	-429.79
100 -00-0000-20258 -					
TASHUA SCHOOL	-5,565.09	124.51	.00	124.51	-5,440.58
100 -00-0000-20510 -					
THS STUDENT COUNCIL	-4,284.05	.00	.00	.00	-4,284.05
100 -00-0000-20550 -					
GENERAL FUND	-3,671.84	.00	.00	.00	-3,671.84
100 -00-0000-20599 -					
THS HISTORY HONOR SOCIETY	-960.91	.00	60.00	-60.00	-1,020.91
100 -00-0000-20603 -					
THS DECA (MARKETING EDUCATION)	-13,944.07	4,686.49	3,083.00	1,603.49	-12,340.58
100 -00-0000-20604 -					
THS BAND	-967.02	.00	.00	.00	-967.02
100 -00-0000-20605 -					
THS KEY CLUB	-477.26	.00	.00	.00	-477.26
100 -00-0000-20606 -					
THS BEST BUDDIES	-1,049.97	350.00	.00	350.00	-699.97
100 -00-0000-20607 -					
THS HOME ECON. CLUB	-2.23	.00	.00	.00	-2.23
100 -00-0000-20608 -					
THS LOST TEXTBOOKS	-7,306.90	1.00	100.00	-99.00	-7,405.90
100 -00-0000-20609 -					
THS Creative Minds	-2,572.87	.00	.00	.00	-2,572.87
100 -00-0000-20611 -					
THS ACADEMIC DECATHLON	-2,017.50	.00	.00	.00	-2,017.50
100 -00-0000-20613 -					
THS LATIN CLUB	-137.83	.00	.00	.00	-137.83
100 -00-0000-20614 -					
THS CHORAL GROUP	-5,838.25	.00	.00	.00	-5,838.25
100 -00-0000-20615 -					
THS ITALIAN CLUB	-724.65	.00	.00	.00	-724.65
100 -00-0000-20617 -					
THS FUTURE BUSINESS LEADERS	-2,813.86	.00	.00	.00	-2,813.86
100 -00-0000-20619 -					
FRENCH HONOR SOCIETY	-396.00	.00	.00	.00	-396.00
100 -00-0000-20620 -					
THS FRENCH CLUB	-877.64	.00	.00	.00	-877.64
100 -00-0000-20621 -					
THS MISCELLANEOUS	-1,705.30	.00	270.67	-270.67	-1,975.97
100 -00-0000-20622 -					
THS IN/OUT	-3,505.12	360.00	15.00	345.00	-3,160.12
100 -00-0000-20624 -					
THS SPANISH CLUB	-1,012.97	.00	.00	.00	-1,012.97
100 -00-0000-20625 -					
THS SODA MACHINE	-658.16	.00	.00	.00	-658.16
100 -00-0000-20627 -					
THS World Lang. HONOR SOCIETIES	-2,002.41	.00	.00	.00	-2,002.41
100 -00-0000-20628 -					
THS A.V. CLUB	-11.13	.00	.00	.00	-11.13
100 -00-0000-20629 -					
THS SUNSHINE FUND	-519.38	.00	20.00	-20.00	-539.38

12/07/2022 13:02
1791pbri

TRUMBULL BOE, CT
ACCOUNT SUMMARY TRIAL BALANCE FOR FY23/NOV TO NOV
FUND

P 3
glatrbal

ACCOUNT ACCOUNT NAME	BEG. BALANCE	DEBITS	CREDITS	NET CHANGE	END BALANCE
100 -00-0000-20630 - THS SKI CLUB	-58.33	.00	.00	.00	-58.33
100 -00-0000-20631 - THS SOAR Enterprises	-3,193.29	.00	.00	.00	-3,193.29
100 -00-0000-20633 - THS WE THE PEOPLE	-121.96	.00	.00	.00	-121.96
100 -00-0000-20637 - THS Ethics Club	177.95	.00	.00	.00	177.95
100 -00-0000-20639 - THS MODEL U.N. CLUB	-1,901.80	.00	.00	.00	-1,901.80
100 -00-0000-20640 - THS INTERACT CLUB	-57.24	.00	.00	.00	-57.24
100 -00-0000-20641 - THS THESPIAN SOCIETY	-14,748.90	699.86	.00	699.86	-14,049.04
100 -00-0000-20642 - THS Youth to Youth	-410.62	.00	.00	.00	-410.62
100 -00-0000-20643 - THS GRADUATION-CAP & GOWNS	-20,710.48	.00	1,490.00	-1,490.00	-22,200.48
100 -00-0000-20644 - THS ROBOTICS CLUB	-4,010.47	1,174.88	.00	1,174.88	-2,835.59
100 -00-0000-20645 - THS LINK CREW LEADERS	-19,511.71	872.36	.00	872.36	-18,639.35
100 -00-0000-20646 - THS CHEERLEADING	-10,206.33	2,250.00	.00	2,250.00	-7,956.33
100 -00-0000-20647 - THS FASHION CLUB	-390.12	.00	.00	.00	-390.12
100 -00-0000-20648 - THS Shades Club	-3,063.34	703.00	.00	703.00	-2,360.34
100 -00-0000-20649 - THS Dance Team	-100.00	.00	.00	.00	-100.00
100 -00-0000-20702 - THS PEER LEADERS	-308.03	.00	.00	.00	-308.03
100 -00-0000-20703 - THS PEER MEDIATION CLUB	-3,498.74	.00	.00	.00	-3,498.74
100 -00-0000-20704 - THS BOYS TENNIS	-2,273.77	.00	.00	.00	-2,273.77
100 -00-0000-20706 - THS NATIONAL ENGLISH HONOR SOC	-5,328.26	84.56	.00	84.56	-5,243.70
100 -00-0000-20707 - THS NATIONAL HONOR SOCIETY	436.18	.00	40.00	-40.00	396.18
100 -00-0000-20708 - THS POETRY	-55.40	.00	.00	.00	-55.40
100 -00-0000-20709 - THS ALT METHODS OF PYMNT	37.77	.00	.00	.00	37.77
100 -00-0000-20710 - THS GIRLS BASKETBALL	-4,235.41	.00	.00	.00	-4,235.41
100 -00-0000-20711 - THS BOYS BASKETBALL	-40.27	.00	.00	.00	-40.27
100 -00-0000-20712 - THS GLOW CLUB	-83.00	.00	.00	.00	-83.00
100 -00-0000-20713 - THS GRAPHIC DESIGN	-214.00	.00	.00	.00	-214.00
100 -00-0000-20714 -					

12/07/2022 13:02
1791pbri

TRUMBULL BOE, CT
ACCOUNT SUMMARY TRIAL BALANCE FOR FY23/NOV TO NOV
FUND

P 4
glatrbal

ACCOUNT ACCOUNT NAME	BEG. BALANCE	DEBITS	CREDITS	NET CHANGE	END BALANCE
THS GYMNASTICS	-2,378.63	.00	.00	.00	-2,378.63
100 -00-0000-20715 -					
THS BUS.ED.ENTREPRENEUR	-862.85	.00	.00	.00	-862.85
100 -00-0000-20718 -					
THS GIRLS CROSS COUNTRY	-22.25	.00	.00	.00	-22.25
100 -00-0000-20719 -					
THS GOLF	-566.95	.00	.00	.00	-566.95
100 -00-0000-20726 -					
THS GIRLS INDOOR TRACK	177.98	.00	.00	.00	177.98
100 -00-0000-20727 -					
THS BOYS INDOOR TRACK	-2,276.96	.00	.00	.00	-2,276.96
100 -00-0000-20728 -					
THS MOCK TRIAL	-161.46	.00	.00	.00	-161.46
100 -00-0000-20732 -					
THS GIRLS OUTDOOR TRACK	-1,269.74	.00	.00	.00	-1,269.74
100 -00-0000-20733 -					
THS GIRLS TENNIS	-1,432.40	.00	.00	.00	-1,432.40
100 -00-0000-20736 -					
THS Allies for Angles	-1,570.20	.00	.00	.00	-1,570.20
100 -00-0000-20737 -					
THS Science Honor Society	-1,128.03	180.00	.00	180.00	-948.03
100 -00-0000-20738 -					
THS SEAL OF BILITERACY	-45.00	.00	.00	.00	-45.00
100 -00-0000-20740 -					
E Sports	-9,117.62	.00	.00	.00	-9,117.62
100 -00-0000-20810 -					
Trumbull Football Alumni Assoc	-1,000.00	.00	.00	.00	-1,000.00
100 -00-0000-24004 -					
Due to Fund 001/Town	-37,062.57	.00	11,296.90	-11,296.90	-48,359.47
100 -00-0000-24008 -					
Due to Fund 205/BOE Programs	2,665.00	.00	2,705.00	-2,705.00	-40.00
100 -00-0000-29280 -					
ACCOUNTS PAYABLE	.00	80,838.50	80,838.50	.00	.00
TOTALS FOR FUND 100					
STUDENT ACTIVITY FUND	.00	182,541.45	182,541.45	.00	.00
REPORT TOTALS	.00	182,541.45	182,541.45	.00	.00

** END OF REPORT - Generated by Peg Brindisi **

FOR 2023 05

	ORIGINAL APPROP	TRANFRS/ ADJSTMTS	REVISED BUDGET	YTD EXPENDED	ENCUMBRANCES	AVAILABLE BUDGET	PCT USED
2009010 IDEA-611 20977	0	1,667,031	1,667,031	355,296.75	1,023,011.77	288,722.48	82.7%
2009011 IDEA-611 NP 20977	0	98,778	98,778	8,695.86	28,986.25	61,095.73	38.1%
2009080 TITLE III-A 20868	0	22,164	22,164	7,018.98	23,396.55	-8,251.38	137.2%
2009081 TITLE III-A NP	0	3,875	3,875	.00	.00	3,875.16	.0%
2009112 ESSER NonPublic 9.30.22	0	16,733	16,733	10,250.09	5,823.78	658.84	96.1%
2009118 ESSER II-\$25K SERA 6.30.23	0	14,961	14,961	1,509.72	4,233.17	9,218.58	38.4%
2009119 ESSER II-SERA 6.30.23	0	65,723	65,723	19,554.00	24,826.00	21,343.37	67.5%
2009120 ESSER II 9.30.23	0	117,110	117,110	155,745.10	68,991.41	-107,626.17	191.9%
2009121 ESSER ARP 9.30.24	0	1,243,029	1,243,029	100,626.12	493,269.02	649,133.86	47.8%
2009124 ARP IDEA 611 6.30.23	0	312,913	312,913	69,328.28	118,170.68	125,413.93	59.9%
2009125 ARP IDEA 619 6.30.23	0	17,351	17,351	.00	.00	17,351.00	.0%
2009140 TITLE I 20679	0	28,540	28,540	82,142.78	142,820.80	-196,423.19	788.2%
2009141 TITLE I NP	0	2,890	2,890	.00	.00	2,889.78	.0%
2009301 TITLE IV-A NP 20873	0	2,546	2,546	.00	.00	2,546.06	.0%
2009350 HEADSTART ABCD OCT-SEPT	0	399,628	399,628	114,968.46	217,079.71	67,579.87	83.1%
2009370 HEADSTARTFOOD-CACFP 10/1-9/	0	4,265	4,265	382.24	22,000.00	-18,117.37	524.8%
2009450 IDEA PRE-K 20983	0	46,407	46,407	9,287.79	24,912.37	12,206.48	73.7%
2009460 OPEN CHOICE	0	322,920	322,920	139,585.67	13,286.01	170,048.75	47.3%
2009470 PERKINS GRANT 20742	0	61,404	61,404	3,854.37	648.60	56,901.03	7.3%
2009480 TITLE II PART A 20858	0	92,090	92,090	.00	62,968.50	29,121.33	68.4%
2009481 TITLE II-A NP 20858	0	16,786	16,786	175.00	360.00	16,250.99	3.2%
2009505 TPAUD-DFC	0	166,870	166,870	59,678.76	21,305.18	85,885.71	48.5%
2009507 TPAUD-Opioid Prevention	0	0	0	.00	-1,575.43	1,575.43	100.0%
2009509 TPAUD-Local Prevention Coun	0	5,663	5,663	4,123.65	.00	1,539.25	72.8%
2009520 MAGNET TRANSPORTATION	0	102,800	102,800	.00	.00	102,800.00	.0%
2009710 SPED Stipend	0	10,000	10,000	10,000.00	.00	.00	100.0%
2009712 SPEDStipend-ParaDevlpmnt	0	5,000	5,000	525.00	4,475.00	.00	100.0%
GRAND TOTAL	0	4,847,478	4,847,478	1,152,748.62	2,298,989.37	1,395,739.52	71.2%

** END OF REPORT - Generated by Peg Brindisi **

Trumbull Board of Education												
Special Revenue BOE Programs												
				7/1/22 to 11/30/22						Fund Balance(Deficit) as of		
Org#	Description	Org	Obj	Prj	Revenues	Adj Journal for Prior Year Unliquidated POs closed out to the Fund Balance	Operating Transfer In (Out) also reflected in Revenue (Expense)	Expenditures	Encumbrances	Revenues over (under) Expenditures includes Operating Transfers	7/1/22	11/30/2022
2051660	ACE Foundation	205	31510	Ace	-	-	-	-	-	-	58	58
2059530	Agriscience	205	31510	Agri	-	-	-	22,410	-	(22,410)	203,581	181,171
2051121	Athletics	205	31510	Athle	236,463	-	-	56,495	1,996	177,972	151,433	329,405
2052651	Building Use	205	31510	bldgu	13,951	-	-	9,728	149	4,074	27,577	31,651
2051650	Continuing Ed	205	31510	ContE	23,853	-	-	11,221	9,618	3,014	3,493	6,507
2051100	Driver's Education	205	31510	DrEd	3,780	-	-	1,440	-	2,340	22,874	25,214
2051711	E Sports	205	31510	Sport	330	-	-	-	-	330	-	330
2051717	Elementary Strings/Band	205	31510	Pay	59,594	-	-	49,927	145,177	(135,510)	25,301	(110,209)
2051713	ELITE Business Program	205	31510	ELITE	21,817	-	-	43,910	48,519	(70,613)	2,976	(67,636)
2056230	Guidance/Testing	205	31510	Guid	150	-	-	-	100	50	11,305	11,355
2059240	Interdistrict (TECEC*/REACH*/IIP*)	205	31510	Inter	392,006	-	-	63,423	194,388	134,195	41,078	175,273
2059540	Madison Grant	205	31510	Mad	-	-	-	-	-	-	368	368
2059490	THS Miscellaneous	205	31510	Misc	-	-	-	-	-	-	2,401	2,401
2051019	PE Day	205	31510	PE	-	-	-	-	-	-	247	247
2051200	SBCH-PPS Medicaid Program	205	31510	Medic	91,489	-	-	29,029	46,756	15,704	4,308	20,012
2055904	Rebates	205	31510	Reb	60,994	-	-	12,432	-	48,562	34,532	83,094
2051600	Summer Explorations	205	31510	SS	276,915	-	-	186,827	33,125	56,963	2,838	59,801
2052221	Take Home Device Insurance	205	31510	Take	41,501	-	-	21,772	11,750	7,978	(40)	7,938
2057100	THS AP Testing	205	31510	TEST	1,482	-	-	1,046	-	436	17,500	17,937
2051380	THS Auditorium	205	31510	Audi	565	-	-	-	999	(434)	3,762	3,328
2059400	THS Connections	205	31510	Cnnct	-	-	-	-	-	-	1,125	1,125
2059450	THS Culinary Kitchen Catering	205	31510	Culin	1,094	-	-	3,918	1,941	(4,765)	5,960	1,195
2055400	THS Musical	205	31510	music	-	-	-	29,522	-	(29,522)	44,953	15,430
2059510	Typical or Troubled Grant	205	31510	typic	-	-	-	-	-	-	643	643
2056207	Used Book Sales	205	31510	UsedB	-	-	-	-	-	-	2,145	2,145
2055213	Voluntary Insurance	205	31510	VISION	-	-	-	24,383	185,563	(209,946)	3,341	(206,605)
	Total Special Revenue Fund				1,225,985	-	-	567,484	680,081	(21,580)	613,758	592,178

School Lunch Financials for 2022-2023 School Year - FUND 210										
	7/31/2022 YTD	7/31/2022 Month	8/31/2022 YTD	8/31/2022 Month	9/30/2022 YTD	9/30/2022 Month	10/31/2022 YTD	10/31/2022 Month	11/30/2022 YTD	11/30/2022 Month
Balance Sheet										
Assets:										
Cash	2,353,522		2,651,224		2,731,309		2,509,757		2,922,960	
Receivables	353,365		94,481		241,334		379,432		864,371	
Inventory	36,643		36,643		84,817		78,447		81,720	
Prepaid Expense	-		-		-		-		-	
Due From Others	-		-		-		-		-	
Total Assets:	2,743,529		2,782,347		3,057,460		2,967,636		3,869,051	
Liabilities:										
Accounts Payable	-		-		285,869		176,278		144,554	
Deferred Revenue	78,517		117,296		122,734		122,694		(308)	
Due to Town	1,142,004		1,194,143		1,342,132		1,488,537		1,636,565	
Reserve for Encumbrance	-		-		-		-		-	
Total Liabilities:	1,220,521		1,311,439		1,750,735		1,787,510		1,780,812	
Fund Balances:	1,523,008		1,470,908		1,306,725		1,180,126		2,088,240	
Statement of Revenues, Expenditures and Changes in Fund Balances										
Revenue/increases:										
Food Sales/Charges for Service	297	297	747	450	70,562	69,816	134,221	63,659	342,277	208,056
Intergovernmental	(0)	(0)	(0)	(0)	151,685	151,685	290,516	138,831	1,161,090	870,574
Other Income/Interest	-	-	-	-	-	-	-	-	118,753	118,753
Intergovernmental (Town) Transfer	-	-	-	-	-	-	-	-	-	-
Increases	-	-	-	-	-	-	-	-	-	-
Total revenue/increases	297	297	747	450	222,247	221,501	424,737	202,490	1,622,120	1,197,383
Expenses/decreases										
Wages	-	-	6,707	6,707	115,832	109,124	218,727	102,896	325,273	106,546
FICA	-	-	470	470	6,078	5,608	11,464	5,385	16,948	5,484
Medical	46,860	46,860	91,804	44,944	124,028	32,224	161,036	37,008	195,939	34,903
Other Expenses	(468)	(468)	(102)	367	22,817	22,918	27,460	4,643	30,811	3,351
Supplies	-	-	62	62	15,309	15,248	27,968	12,659	40,476	12,508
Cost of Food	-	-	-	-	193,051	193,051	356,178	163,126	482,655	126,478
Equipment/Capital	-	-	-	-	7,511	7,511	10,882	3,371	10,882	-
Intergovernmental Transfer	-	-	-	-	-	-	-	-	-	-
Decreases	-	-	-	-	-	-	-	-	-	-
Total Expenditures/Increases	46,392	46,392	98,942	52,550	484,626	385,684	813,715	329,088	1,102,984	289,269
Incr/(Decr) in fund balances before operating transfers	(46,095)		(98,195)		(262,379)		(388,977)		519,136	
Operating Transfers in/(out)	-		-		-		-		-	
Incr/(Decr) in fund balances after operating transfers	(46,095)		(98,195)		(262,379)		(388,977)		519,136	
Fund Balances:										
Beginning of year	1,569,104		1,569,104		1,569,104		1,569,104		1,569,104	
End of period	1,523,008		1,470,908		1,306,725		1,180,126		2,088,240	
Months Revenue Control	297		450		221,501		202,490		1,197,383	
Month Expenditure Control	46,392		52,550		385,684		329,088		289,269	
Profit (Loss) for the month	(46,095)		(52,100)		(164,183)		(126,599)		908,113	

School Lunch Financials As of November 30, 2022 - FUND 210

Balance Sheet as of 11/30	Budget	11/30/22 School Lunch	Encumbered	Available/ (Over)	11/30/21 School Lunch	YTY Diff.	% Change
Assets:							
Cash		2,922,960			1,058,298	1,864,662	176.19%
Receivables		864,371			826,231	38,139	4.62%
Inventory		81,720			64,993	16,727	25.74%
Prepaid Expense							
Due From Others							
Total Assets:		3,869,051			1,949,523	1,919,529	98.46%
Liabilities:							
Accounts Payable		144,554			188,275	(43,721)	-23.22%
Deferred Revenue		(308)			118,137	(118,445)	-100.26%
Due to Town		1,636,565			1,208,589	427,976	35.41%
Reserve for Encumbrance		-			-	-	
Total Liabilities:		1,780,812			1,515,002	265,810	17.55%
Fund Balances:		2,088,240			434,521	1,653,719	380.58%

Statement of Revenues, Expenditures and Changes in Fund Balances for the 3 months ended 11/30

Revenue/increases:

Food Sales/Charges for Service	868,000	342,277	-	525,723	206,025	136,251	66.13%
Intergovernmental	212,550	1,161,090	-	(948,540)	1,080,077	81,013	7.50%
Other Income/Interest		118,753		(118,753)	-	118,753	
Intergovernmental (Town) Transfer		-		-	-	-	
Increases		-		-	-	-	
Total revenue/increases	1,080,550	1,622,120	-	(541,570)	1,286,102	336,018	26.13%

Expenses/decreases

Wages	341,919	325,273	712,854	(696,209)	320,399	4,874	1.52%
FICA	30,544	16,948	-	13,596	17,505	(557)	-3.18%
Medical	156,100	195,939	305,537	(345,376)	177,898	18,041	10.14%
Other Expenses	12,903	30,811	-	(17,908)	32,528	(1,717)	-5.28%
Supplies	22,500	40,476	37,960	(55,935)	37,398	3,078	8.23%
Cost of Food	486,033	482,655	761,773	(758,396)	507,319	(24,664)	-4.86%
Equipment/Capital	33,522	10,882	-	22,640	2,214	8,668	391.54%
Intergovernmental (Town) Transfer		-		-	-	-	
Decreases		-		-	-	-	
Total Expenditures/Increases	1,083,521	1,102,984	1,818,124	(1,837,587)	1,095,260	7,724	0.71%

Incr/(Decr) in fund balances before operating transfers	519,136				190,842	328,294	172.02%
Operating Transfers in/(out)	-				-	-	
Incr/(Decr) in fund balances after operating transfers	519,136				190,842	328,294	172.02%

Fund Balances:

Beginning of year	1,569,104				243,679	1,325,425	543.92%
End of period	2,088,240				434,521	1,653,719	380.58%

Months Revenue Control	1,197,383				438,113		
Months Exp Control	289,269				326,561		
Profit (Loss) for the month	908,113				111,552	796,561	714.07%

Trumbull Board of Education									
Scholarship Details									
Fund Balance as of 7/1/22			7/1/22 to 11/30/22				Fund Balance as of 11/30/22		
Restricted	Unrestricted	Total	Account Name	Revenues	Expenditures	Net Rev(Exp)	Restricted	Unrestricted	Total
1,685.00	194.78	1,879.78	Brewster	0	-	0	1,685	195	1,880
-	7,445.54	7,445.54	Peter Burke	1	-	1	-	7,447	7,447
-	1,639.88	1,639.88	K. Capobianco	0	-	0	-	1,640	1,640
-	9,954.96	9,954.96	Donna Cassidy	2	-	2	-	9,957	9,957
-	39.64	39.64	Citizenship/Holdsworth	0	-	0	-	40	40
-	33,542.50	33,542.50	Chelsea Cunha	157	-	157	-	33,699	33,699
-	6,477.24	6,477.24	Mary Curtiss	1	-	1	-	6,479	6,479
10,000.00	1,134.62	11,134.62	S. Dick Electronics	2	-	2	10,000	1,137	11,137
-	1,093.48	1,093.48	Ran Grinnell	0	-	0	-	1,094	1,094
-	3,890.94	3,890.94	Clare Hampford	1	-	1	-	3,892	3,892
-	9.98	9.98	G. Hartz	0	-	0	-	10	10
-	-	-	Peter Horton	10,400	-	10,400	-	10,400	10,400
-	3,241.69	3,241.69	Klein/ Danaher	1	-	1	-	3,242	3,242
-	78.20	78.20	Lorimer	0	-	0	-	78	78
-	556.76	556.76	Dr. Gloria Maina	0	-	0	-	557	557
-	165.01	165.01	Frances S. Mallett	0	-	0	-	165	165
-	13,219.02	13,219.02	Loretta McDougall	3	-	3	-	13,222	13,222
-	9,128.05	9,128.05	Karen Mraz	2	-	2	-	9,130	9,130
-	537.26	537.26	National Merit	0	-	0	-	537	537
-	512.21	512.21	Ralph Pascale	0	-	0	-	512	512
8,000.00	1,036.15	9,036.15	PHNA	2	-	2	8,000	1,038	9,038
-	15,912.58	15,912.58	Jill Resnick	3	-	3	-	15,916	15,916
5,190.00	969.43	6,159.43	R. Rossomando	1	-	1	5,190	971	6,161
2,500.00	313.40	2,813.40	R. Simses	1	-	1	2,500	314	2,814
2,200.00	276.01	2,476.01	R. Stowe	0	-	0	2,200	277	2,477
-	1,113.47	1,113.47	Trumbull High	0	-	0	-	1,114	1,114
-	211.57	211.57	Jennie N. Villano	0	-	0	-	212	212
10,000.00	1,137.47	11,137.47	Zink	2	-	2	10,000	1,140	11,140
\$ 39,575.00	\$ 113,831.84	\$ 153,406.84	Total Scholarship Fund	10,580	-	10,580	39,575	124,412	163,987

FOR 2023 05

	ORIGINAL APPROP	TRANFRS/ ADJSTMTS	REVISED BUDGET	YTD ACTUAL	ENCUMBRANCES	AVAILABLE BUDGET	PCT USED
<hr/>							
2051713 ELITE Business Program							
<hr/>							
2051713 40205 DONATIONS	0	0	0	-3,022.97	.00	3,022.97	100.0%
2051713 40400 REVENUE	0	0	0	-18,793.70	.00	18,793.70	100.0%
2051713 51120 AIDE-CLSRM	0	0	0	9,675.34	.00	-9,675.34	100.0%*
2051713 52001 FICA/MEDIC	0	0	0	297.66	.00	-297.66	100.0%*
2051713 54000 PURCH.PROP	0	0	0	2,496.63	4,103.37	-6,600.00	100.0%*
2051713 54101 ELECTRIC	0	0	0	2,021.38	1,478.62	-3,500.00	100.0%*
2051713 54410 RENT	0	0	0	19,910.40	28,539.56	-48,449.96	100.0%*
2051713 54900 PROP SERV	0	0	0	4,592.32	4,356.53	-8,948.85	100.0%*
2051713 55000 Other Purc	0	0	0	1,620.30	2,326.70	-3,947.00	100.0%*
2051713 56000 Supplies	0	0	0	2,015.59	7,608.65	-9,624.24	100.0%*
2051713 56202 NATUR. GAS	0	0	0	194.58	105.42	-300.00	100.0%*
2051713 57000 Equipment	0	0	0	699.00	.00	-699.00	100.0%*
2051713 58900 DUES	0	0	0	387.15	.00	-387.15	100.0%*
2051713 59998 PR YR SUR	0	2,976	2,976	.00	.00	2,976.07	.0%
GRAND TOTAL	0	2,976	2,976	22,093.68	48,518.85	-67,636.46	2372.7%

** END OF REPORT - Generated by Peg Brindisi **