

TRUMBULL PUBLIC SCHOOLS

TRUMBULL, CONNECTICUT

Finance Committee of the

Trumbull Board of Education

Long Hill Administration Building – Ellie’s Room

Thursday, October 27, 2022

4:30 PM

Meeting ID:

meet.google.com/jzh-exxt-zpk

[Join by phone](#)

(US) +1 678-653-6949 PIN: 849 667 834#

MEETING AGENDA

1. Approval of minutes of October 11th meeting.
2. Review of Financials Statements for the months ending September 30, 2022.
 - a. Fund 001 the BOE General Fund
 - b. Fund 009 the Town’s Fund for Non-Public school expenditures
 - c. Fund 100 Student Activities
 - d. Fund 200 State and Federal grants
 - e. Fund 205 Special Revenue Funds
 - f. Fund 210 Food Service
 - g. Fund 300 Scholarships formerly Expendable Trust
3. Adjourn

TRUMBULL PUBLIC SCHOOLS
TRUMBULL, CONNECTICUT

Finance Committee Of the
 Trumbull Board of Education

Meeting Minutes

Date of Meeting: Tuesday, October 11, 2022

Attendees: Committee Members: Jackie Norcel, Julia McNamee; Chris Bandecchi (via Google Meet).
 Staff: Paul Hendrickson and Peg Brindisi.

Location: Long Hill – Auditorium

The meeting was called to order at 1:30 pm.

The minutes of the September 15, 2022 meetings were approved 3-0 (Ms. McNamee moved, Ms. Norcel seconded).

Mr. Hendrickson reviewed the financial reports as of July 31st and August 31, 2022 including:

- a. Fund 001 the BOE General Fund
- b. Fund 009 the Town's Fund for Non-Public school expenditures
- c. Fund 100 Student Activities
- d. Fund 200 State and Federal grants
- e. Fund 205 Special Revenue Funds
- f. Fund 210 Food Service
- g. Fund 300 Scholarships formerly Expendable Trust

In addition to his narrative on the financial report, Mr. Hendrickson provided the Committee with answers to most of Ms. Norcel's and Ms. McNamee's e-mailed questions. The Committee asked additional questions which will receive e-mail replies.

Ms. McNamee made a motion to accept the Financial Report and forward it to the Board of Education. The motion was seconded by Mr. Bandecchi. The motion passed 3-0.

Ms. McNamee made a motion to adjourn. The motion was seconded by Mr. Bandecchi. The meeting was adjourned at 2:12 pm.

Respectfully submitted,

Paul Hendrickson

October 27, 2022 – Board of Education Finance Committee Report

Operating Budget (001):

- 1) The presentation begins with four graphs: Total Budget, Salaries, Benefits, and Utilities which illustrate the cumulative spend as a percentage of the respective budget at year end.
 - a. Cumulative Total Board of Education Budget % by Month: 7.0%
 - i. In the past three years this has ranged from 4.6% => 7.7%.
 - b. Salaries (which are approximately 66.6% of the budget): 3.6%
 - i. In the past three years this has ranged from 3.5% => 4.1%.
 - c. Benefits (which are 17.2% of the budget) spent: 16.5%
 - i. In the past three years this has ranged from 15.7% => 16.4%.
 - ii. Salaries and benefits make up 83.8% of the budget.
 1. Through September 30, the District has spent 13.7% of the combined budgets.
 2. The range over the past three years has been 11.7% => 13.6%.
 - d. Utilities (Electricity + Water) spent YTD = 19.3% of budget.
 - i. Last three years: 16.0% => 25.5%
- 2) There are a few items I would like to point out under the categories below (please refer both to the two-page summary and the thirteen-page detailed general fund financials in the package):
 - a. Salaries: The Business Office is reviewing the headcount and salaries in each account.
 - b. Employee Benefits: Health benefits shows a \$535,753 available balance.
 - i. Since this is the first month the District is with United Healthcare, the Business Office will monitor these accounts closely to determine what a “steady state” monthly invoicing will be.
 - c. Purchased Professional Services: \$40,784
 - i. PPS – L/W – Consultants: -\$260,794
 1. This deficit is due to a number of consultants providing services which would have otherwise been expensed through the salary lines.
 - ii. Transportation – Professional Services = -\$15,000.
 1. This is due to contracting with Transportation Advisory Services to assist with the Transportation RFP.
 - iii. Data Services – Training = -\$7,200. This is due to training services associated with the MUNIS upgrade.
 - d. Purchased Other Services: -\$273,524
 - i. Transportation – SPED – Summer Buses: -\$36,579
 1. Greater enrollment, requiring more buses.
 - ii. Transportation – SPED – Out-of-District: -\$134,810
 - iii. Tuition – PPS Outplaced: -\$470,829
 1. Due to more out-placements than budgeted and higher year-to-year costs.
 - iv. Tuition – Adult Ed: -\$61,050
 1. The budget for this item (\$61,050) is under Other Purchased Services (Acct, #01741200-55900).

e. Other Objects:

- i. Business Office – Intergovernmental Transfer = -\$466,000
- ii. This credit consists of three items transferred from the 205 accounts:
 - 1. \$300,000 from the Athletic Fund
 - 2. \$100,000 from E-Rate (Technology)
 - 3. \$66,300 from Magnet School Transportation.

Town Accounts (009)

- 1) July expenses = \$12,869; August expenses = \$11,802; September expenses = \$27,626.
- 2) Year-to-Date (YTD spend) = \$52,297 (4.0% of the budget).

Student Activities Accounts (100)

- 1) The aggregate balance of accounts increased \$40,937 from \$364,294 (8/31) => \$405,231 (9/30).
- 2) The primary transactions were an increase of \$48,900 in the THS Class of 2025 Fund and a \$17,572 expenditure from the THS – Graduation Cap and Gowns Fund.
- 3) The balance was \$334,724 at the start of the year (7/1).

Grants (200)

- 1) The negative balance in the ESSER II grant (-\$500,147) will be eliminated through recoding a majority of the encumbrances to the ESSE ARP grant which has an available balance of \$806,982.
- 2) The Headstart ABCD and several of the Title grants have negative available balances because they are Federal programs and their funding year begins in October.

Special Revenue Funds (205)

- 1) The Special Revenue Funds which show a deficit is because either they have little or no revenue while the accounts have been encumbered.
- 2) AgriScience: -\$14,660
 - a. Deficit primarily due to trip to Nationals in Indianapolis and the purchase of an ultra-sound machine for animals prior to receiving any revenue.
- 3) Both Strings / Band and ELITE are in a deficit position (-\$139,313 and -75,375 respectively).
 - a. I estimate that Strings / Band will finish the year with a \$140,000 deficit.
 - b. Attached is a monthly profit and loss statement for the ELITE program.
- 4) Also, please note the Summer Explorations performance. Our recent hire Christine Marr has done an excellent job in tracking the progress of each program.
- 5) THS Musical: -\$29,522
 - a. This is due to two items – licensing fees (\$7,394) for the Spring Musical production and an encumbrance of \$29,522 for theatrical lighting.
- 6) The Voluntary Insurance account is a self-liquidating account. This means that each month employees signed-up for additional life insurance make a payment which reduces the deficit.
 - a. Note that at July 1st the account had a balance of \$3,341.

Food Service (210)

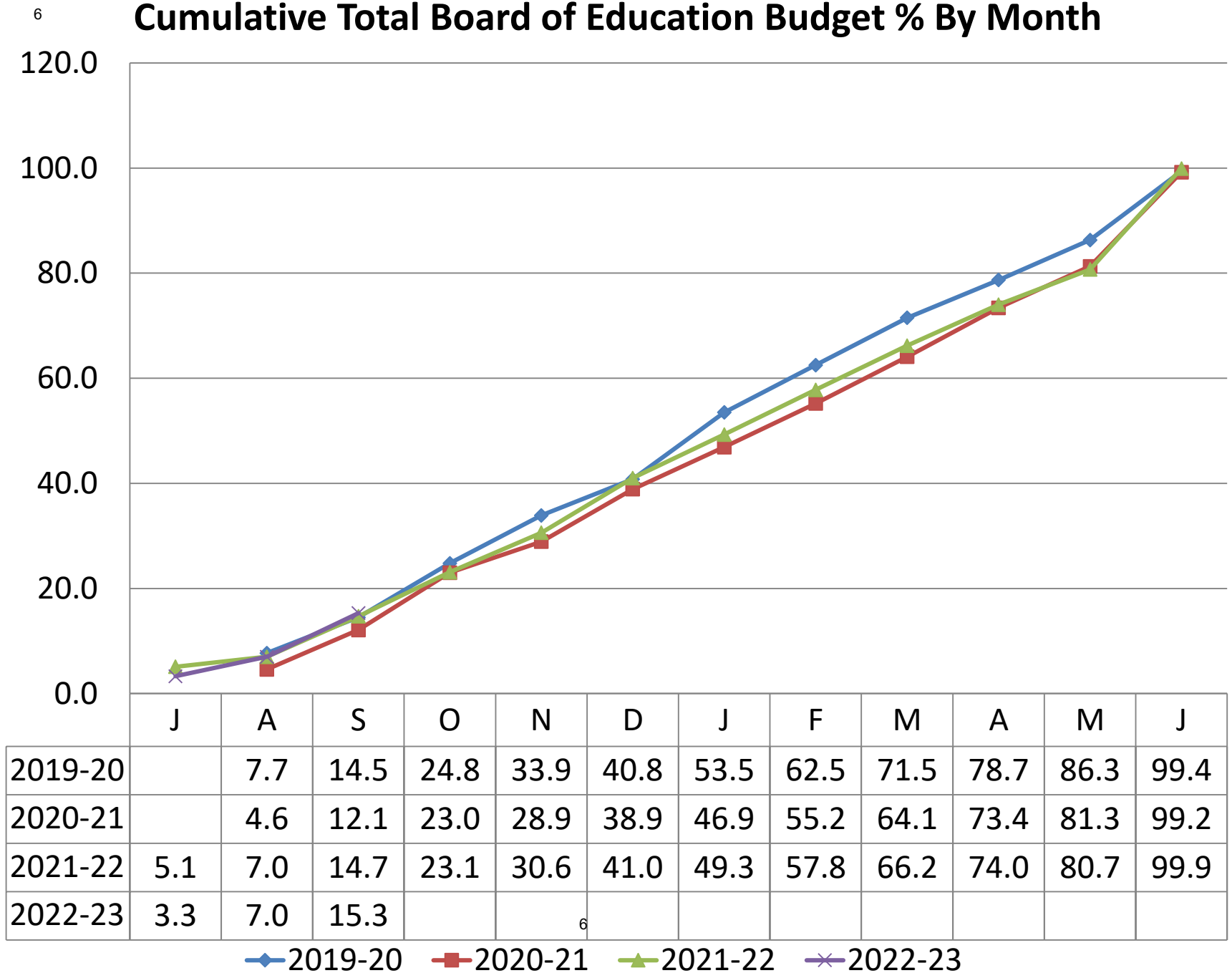
- 1) The results year-to-date were:

- a. September loss = -\$262,379
 - b. August loss = -\$52,100
 - c. July loss = -\$46,095
- 2) The Seamless Summer Option (SSO) program ended on June 30th.
- a. It has been replaced by the SMART program which is similar to SSO, but is only funded to \$829K and students will have to pay after the funds are expended. It is estimated that these funds will be completely expended by November 30th.
 - b. Since there was only one day of school in August, the claim for reimbursement from the State included August and September. It was submitted on October 7th for \$139,579 (in accounts receivable).
- 3) At September 30, the District's cash account = \$2,731,309 while the "Due to Town Account" = \$1,342,132 resulting in a \$1,389,177 net cash position.

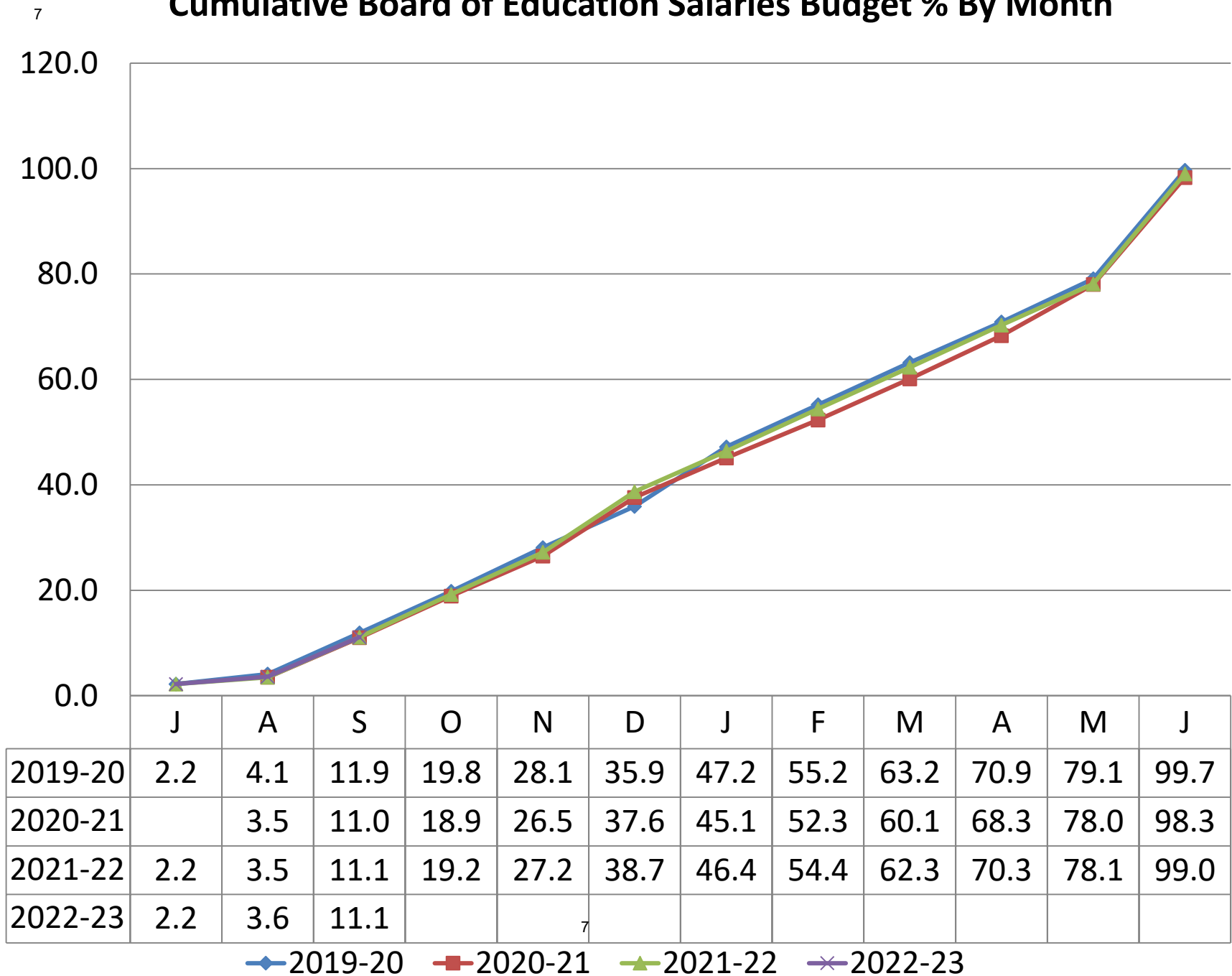
Scholarships (300)

- 1) The balance of the Scholarship Fund was \$163,837 at 9/30 an increase of \$1,835 from \$162,002 at 8/31.
- 2) The entire increase is attributable to donations in the memory of Peter Horton.

Cumulative Total Board of Education Budget % By Month



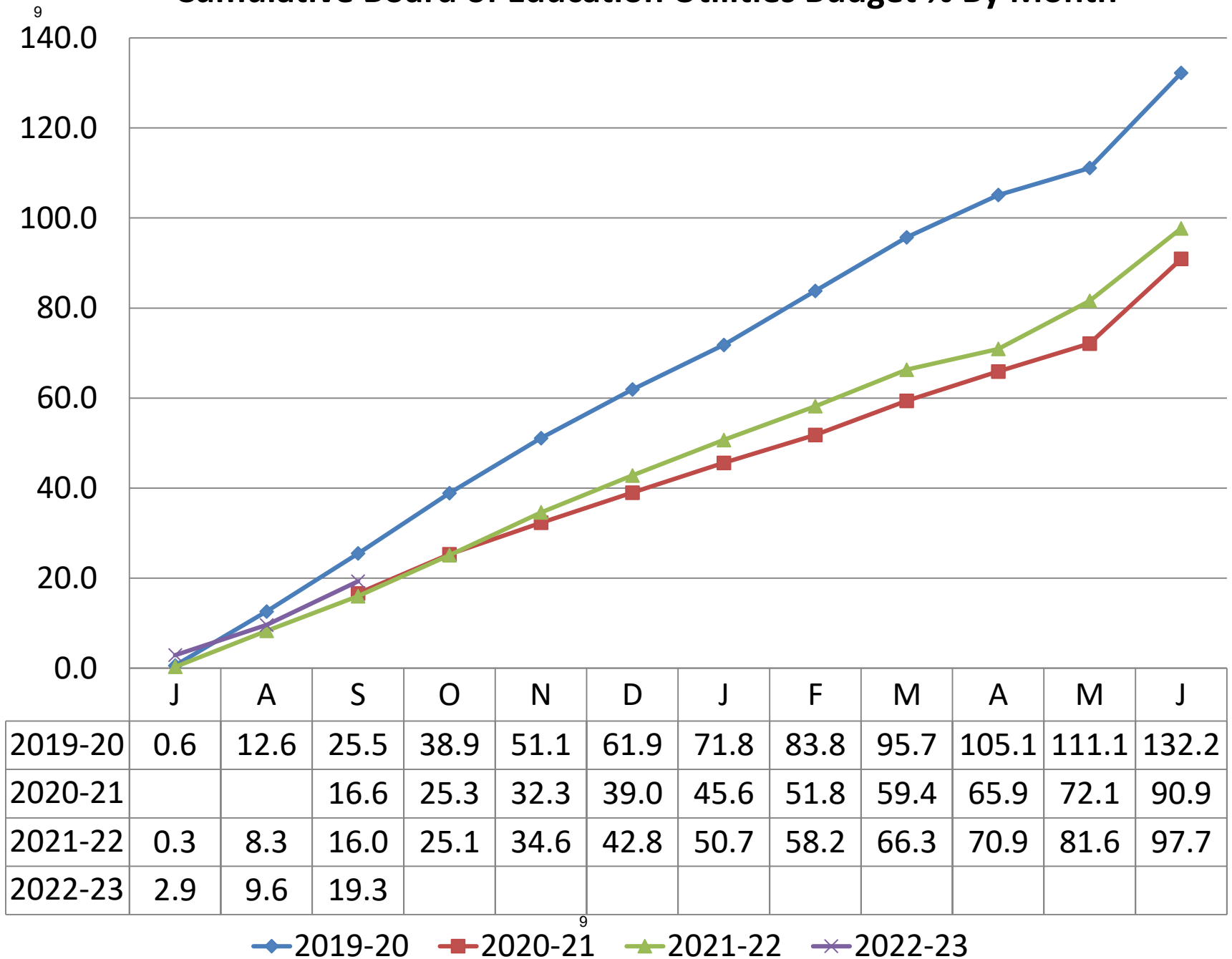
Cumulative Board of Education Salaries Budget % By Month



8



Cumulative Board of Education Utilities Budget % By Month



FOR 2023 03

	ORIGINAL APPROP	TRANFRS/ ADJSTMTS	REVISED BUDGET	YTD EXPENDED	ENCUMBRANCES	AVAILABLE BUDGET	PCT USED
001 BOE GENERAL FUND	115,915,558	0	115,915,558	17,714,604.94	94,541,930.08	3,659,022.98	96.8%
009 TOWN ACCOUNTS FUND	0	1,304,548	1,304,548	52,296.60	1,074,611.17	177,640.23	86.4%
200 GRANTS FUND	0	4,451,099	4,451,099	538,692.54	3,042,357.59	870,048.90	80.5%
205 SPECIAL REVENUE FUND	0	613,758	613,758	331,112.12	772,927.43	-490,282.05	179.9%
210 SCHOOL LUNCH FUND	0	493,974	493,974	484,626.19	2,398,857.68	-2,389,509.87	583.7%
GRAND TOTAL	115,915,558	6,863,379	122,778,937	19,121,332.39	101,830,683.95	1,826,920.19	98.5%

** END OF REPORT - Generated by Peg Brindisi **

Trumbull Board of Education Expense vs Budget Summary
Report for the Period Ended 9/30/22

<u>Object Description</u>	<u>Code</u>	<u>Revised</u>	<u>Expended</u>	<u>Committed/ Estimates</u>	<u>Available/ (Over)</u>	<u>% Spent or Committed</u>
<u>100</u>						
Admin/Supervisors		\$4,969,444	\$1,270,699	\$3,683,411	\$15,334	100%
Teachers		\$55,851,515	\$4,664,171	\$49,701,511	\$1,485,833	97%
Custodians/Maintenance		\$3,942,573	\$819,301	\$2,828,263	\$295,009	93%
Tech Support		\$514,173	\$135,083	\$369,758	\$9,333	98%
Admin Support		\$2,717,863	\$639,275	\$2,185,765	-\$107,177	104%
Paras & Aides		\$5,463,591	\$585,173	\$4,464,844	\$413,574	92%
Substitutes		\$834,900	\$56,573	\$814,898	-\$36,572	104%
Coaches & Advisors		\$846,161	\$11,343	\$838,113	-\$3,295	100%
Salaries Other		\$1,690,303	\$174,254	\$1,433,751	\$82,298	95%
Misc Salary Items		\$398,000	\$203,419	\$0	\$194,581	51%
Salaries	Total	\$77,228,523	\$8,559,290	\$66,320,315	\$2,348,918	97%
<u>200</u>						
Health Insurance		\$17,401,837	\$4,416,173	\$12,449,911	\$535,753	97%
FICA		\$1,932,381	\$265,135	\$1,667,246	\$0	100%
Other Insurance		\$339,000	\$32,593	\$297,936	\$8,472	98%
Unemployment		\$50,000	\$0	\$50,000	\$0	100%
Benefits Other		\$198,000	\$54,167	\$139,045	\$4,788	98%
Employee Benefits	Total	\$19,921,218	\$4,768,068	\$14,604,137	\$549,013	97%
<u>300</u>						
Legal		\$250,000	\$300	\$253,450	-\$3,750	102%
Service Contracts		\$464,667	\$292,241	\$22,000	\$150,426	68%
Consultants		\$275,000	\$63,747	\$472,807	-\$261,554	195%
Other Prof Services		\$566,995	\$148,875	\$262,458	\$155,662	73%
Purchased Professional Services	Total	\$1,556,662	\$505,163	\$1,010,715	\$40,784	97%
<u>400</u>						
Utilities		\$1,159,705	\$223,465	\$930,240	\$6,000	99%
Repairs & Svc Fees		\$414,200	\$79,027	\$199,453	\$135,719	67%
Copiers		\$265,000	\$62,111	\$192,869	\$10,020	96%
Other Purch'd Property Svcs		\$112,500	\$27,329	\$90,691	-\$5,519	105%
Purchased Property Services	Total	\$1,951,405	\$391,932	\$1,413,253	\$146,220	93%
<u>500</u>						
Transportation		\$6,744,729	\$416,496	\$6,387,203	-\$58,970	101%
Communications		\$299,700	\$104,212	\$237,069	-\$41,581	114%
Postage		\$46,000	\$4,524	\$41,477	-\$1	100%
Advertising		\$2,975	\$590	\$0	\$2,385	20%
Interns		\$341,250	\$0	\$302,100	\$39,150	89%
Tuition		\$3,961,698	\$1,470,396	\$3,017,639	-\$526,337	113%
Printing		\$13,750	\$4,341	\$77	\$9,332	32%
Other Purch'd Svcs		\$421,694	\$90,660	\$28,537	\$302,497	28%
Purchased Other Services	Total	\$11,831,796	\$2,091,218	\$10,014,102	-\$273,524	102%
<u>600</u>						

Trumbull Board of Education Expense vs Budget Summary
Report for the Period Ended 9/30/22

<u>Object Description</u>	<u>Code</u>	<u>Revised</u>	<u>Expended</u>	<u>Committed/ Estimates</u>	<u>Available/ (Over)</u>	<u>% Spent or Committed</u>
Supplies-Teaching		\$635,116	\$194,354	\$193,833	\$246,928	61%
Supplies-Office		\$92,115	\$39,447	\$24,996	\$27,672	70%
Supplies-Custodial		\$116,000	\$62,298	\$95,429	-\$41,727	136%
Supplies-Maintenance		\$251,500	\$86,935	\$92,359	\$72,206	71%
Text & Workbooks		\$409,463	\$156,891	\$110,335	\$142,237	65%
Subscriptions		\$296,648	\$236,645	\$24,743	\$35,260	88%
Testing Materials		\$170,000	\$83,920	\$53,338	\$32,742	81%
Books & A/V		\$44,290	\$1,308	\$25,403	\$17,580	60%
Software		\$193,925	\$208,140	\$0	-\$14,215	107%
Energy		\$599,400	\$12,841	\$472,159	\$114,400	81%
Other Supplies		\$32,400	\$303	\$1,000	\$31,097	4%
Supplies	Total	\$2,840,857	\$1,083,082	\$1,093,595	\$664,180	77%
<u>700</u>						
Office Equipment		\$850	\$26	\$0	\$824	3%
Office Furniture		\$0	\$813	\$0	-\$813	#DIV/0!
Classroom Equipment		\$380,324	\$239,699	\$46,177	\$94,449	75%
Classroom Furniture		\$15,700	\$4,414	\$2,401	\$8,884	43%
Bldg Equipment		\$83,000	\$3,927	\$9,160	\$69,912	16%
Bldg Improvements		\$45,000	\$5,985	\$7,290	\$31,725	30%
Other Equipment		\$3,550	\$0	\$0	\$3,550	0%
Property	Total	\$528,424	\$254,864	\$65,028	\$208,532	61%
<u>800</u>						
Dues, Fees and Memberships		\$521,973	\$60,987	\$20,785	\$440,201	16%
Other Objects		\$1,000	\$0	\$0	\$1,000	0%
Miscellaneous	Total	\$522,973	\$60,987	\$20,785	\$441,201	16%
<u>900</u>						
Other-Ant Surpl/Excess Cst		(\$466,300)	\$0	\$0	-\$466,300	0%
Other Objects	Total	(\$466,300)	\$0	\$0	-\$466,300	0%
<hr/>						
Munis Report Total		\$115,915,558	\$17,714,605	\$94,541,930	\$3,659,023	97%

**Trumbull Board of Education Expense vs Budget Detail
Report for the Period Ended 9/30/2022**

Account #	Account Description	Budget			Expended	Committed/	Available/
		Original	Transfers	Revised		Estimates	(Over)
Salaries							
Admin/Supervisors							
01011000-51113	TECEC-Admin-Admin Salaries	\$123,747	\$0	\$123,747	\$36,666	\$104,759	(\$17,678)
01011200-51114	PPS-Admin-Director/Coordinator	\$315,181	\$0	\$315,181	\$76,538	\$219,040	\$19,604
01402320-51114	Asst Super-Admin-Asst Superintendent	\$130,000	\$0	\$130,000	\$22,075	\$115,555	(\$7,630)
01412210-51113	D/W-Elem Asst Principal	\$0	\$0	\$0	\$0	\$0	\$0
01412210-51114	Curr Dir-Admin-Director	\$197,200	\$0	\$197,200	\$52,121	\$148,917	(\$3,838)
01422520-51125	Tech-Admin-Manager	\$137,932	\$0	\$137,932	\$35,760	\$102,172	\$0
01512400-51113	BHES-Admin-Principal	\$182,000	\$0	\$182,000	\$47,185	\$134,815	\$0
01522400-51113	FTES-Admin-Principal/Asst Principal	\$290,133	\$0	\$290,133	\$68,788	\$196,538	\$24,807
01532400-51113	DFES-Admin-Princiapl	\$182,000	\$0	\$182,000	\$47,185	\$134,815	\$0
01542400-51113	MBES-Admin-Principal	\$240,755	\$0	\$240,755	\$61,587	\$175,964	\$3,204
01552400-51113	JRES-Admin-Principal	\$171,244	\$0	\$171,244	\$44,397	\$126,847	\$0
01582400-51113	TSES-Admin-Principal	\$182,000	\$0	\$182,000	\$47,185	\$134,815	\$0
01612400-51113	HMS-Admin-Principal/Asst Principal	\$346,615	\$0	\$346,615	\$86,275	\$246,499	\$13,842
01622400-51113	MMS-Admin-Principal/Asst Principal	\$350,163	\$0	\$350,163	\$90,783	\$259,380	\$0
01711006-51114	THS-Ag Science-Director	\$80,651	\$0	\$80,651	\$20,910	\$59,742	\$0
01711019-51114	Sports-Sports General-Director	\$168,163	\$0	\$168,163	\$43,598	\$124,565	(\$0)
01712400-51113	THS-Admin-Principals	\$868,490	\$0	\$868,490	\$225,164	\$643,326	\$0
01741200-51113	Continuing Ed-Admin-Administrator	\$0	\$0	\$0	\$0	\$0	\$0
01822230-51125	Facilities-Admin-Director/Managers	\$247,562	\$0	\$247,562	\$64,857	\$185,305	(\$2,600)
01822230-51141	Facilities-Admin-Manager OT	\$0	\$0	\$0	\$0	\$0	\$0
01882700-51125	Trans-Admin-Manager	\$74,589	\$0	\$74,589	\$19,338	\$55,251	\$0
01902320-51115	Super-Admin-Superintendent	\$262,679	\$0	\$262,679	\$70,933	\$202,666	(\$10,920)
01912520-51113	Bus Off-Admin-Business Administrator	\$172,890	\$0	\$172,890	\$45,720	\$130,627	(\$3,457)
01912520-51129	Bus Off-Admin-Acctg Manager	\$88,623	\$0	\$88,623	\$22,976	\$65,647	(\$0)
01922530-51125	Asst Super-Dir Digital Learning	\$156,827	\$0	\$156,827	\$40,659	\$116,168	(\$0)
	Admin/Supervisors Total	\$4,969,444	\$0	\$4,969,444	\$1,270,699	\$3,683,411	\$15,334
Teachers							
01011000-51110	TECEC-Classroom-Teachers	\$808,589	\$0	\$808,589	\$56,467	\$677,608	\$74,514
01011200-51118	PPS-L/W-Curriculum Writing	\$20,000	\$0	\$20,000	\$0	\$0	\$20,000
01011200-51119	PPS-L/W-Teacher Xtra Time	\$36,000	\$0	\$36,000	\$3,843	\$0	\$32,157
01021201-51119	PPS-After School-Teacher Salaries	\$0	\$0	\$0	\$0	\$0	\$0
01062140-51111	PPS-L/W-Psychologists	\$2,057,461	\$0	\$2,057,461	\$123,382	\$1,521,020	\$413,059
01062145-51111	PPS-L/W-Behaviorists	\$50,882	\$0	\$50,882	\$21,001	\$252,010	(\$222,129)
01072110-51111	PPS-L/W-Social Workers	\$1,266,920	\$0	\$1,266,920	\$75,061	\$900,735	\$291,124
01082150-51111	PPS-L/W-Speech & Language	\$1,361,659	\$0	\$1,361,659	\$107,976	\$1,234,471	\$19,211
01121200-51111	TECEC-Classroom-Specialists	\$170,881	\$0	\$170,881	\$13,257	\$136,168	\$21,456
01161200-51110	PPS-SPED-Elementary Teachers	\$2,149,393	\$0	\$2,149,393	\$183,358	\$2,010,537	(\$44,502)
01231200-51110	PPS-SPED-Middle School Teachers	\$1,442,419	\$0	\$1,442,419	\$125,392	\$1,374,454	(\$57,427)
01331200-51110	PPS-SPED-THS Teachers	\$2,181,279	\$0	\$2,181,279	\$189,627	\$1,850,381	\$141,271
01371200-51118	PPS-ESY-Teacher salaries	\$191,000	\$0	\$191,000	\$141,411	\$0	\$49,590
01402210-51110	Curr Dir-D/W-ELL Teachers	\$584,808	\$0	\$584,808	\$53,083	\$553,853	(\$22,128)
01402320-51116	Asst Super-Admin-Teacher Stipends	\$0	\$0	\$0	\$0	\$0	\$0
01402320-51118	Asst Super-L/W-Prof Devt Prep	\$0	\$0	\$0	\$0	\$0	\$0
01402320-51200	Asst Super-Admin-Teacher Mentors	\$5,000	\$0	\$5,000	\$0	\$0	\$5,000
01411250-51110	Curr Dir-D/W-TAG Teachers	\$116,413	\$0	\$116,413	\$8,955	\$107,458	\$0
01412210-51111	Curr Dir-D/W-Program Leaders	\$384,824	\$0	\$384,824	\$45,608	\$330,082	\$9,134
01412210-51117	Curr Dir-D/W-Teacher Training	\$50,000	\$0	\$50,000	\$0	\$50,000	\$0
01412210-51118	Curr Dir-D/W-Prof Devt Prep	\$30,000	\$0	\$30,000	\$7,812	\$0	\$22,188
01412210-51119	Curr Dir-Admin-Curriculum Writing	\$83,555	\$0	\$83,555	\$31,146	\$0	\$52,409
01511001-51110	BHES-Classroom-Teachers	\$2,189,116	\$0	\$2,189,116	\$175,942	\$2,093,175	(\$80,000)
01511002-51110	BHES-Classroom-Specialists	\$668,894	\$0	\$668,894	\$46,040	\$545,305	\$77,549
01512220-51110	BHES Library-Teachers-Salaries	\$96,273	\$0	\$96,273	\$7,406	\$88,867	(\$0)
01521001-51110	FTES-Classroom-Teachers	\$2,481,988	\$0	\$2,481,988	\$180,081	\$2,166,434	\$135,473
01521002-51110	FTES-Classroom-Specialists	\$895,790	\$0	\$895,790	\$66,961	\$761,902	\$66,926
01522220-51110	FTES Library-Teachers-Salaries	\$107,279	\$0	\$107,279	\$8,252	\$99,027	(\$0)
01531001-51110	DFES-Classroom-Teachers	\$2,364,243	\$0	\$2,364,243	\$171,085	\$2,053,016	\$140,143
01531002-51110	DFES-Classroom-Specialists	\$618,171	\$0	\$618,171	\$52,262	\$565,910	\$0
01532220-51110	DFES Library-Teachers-Salaries	\$83,051	\$0	\$83,051	\$6,389	\$76,662	(\$0)
01541001-51110	MBES-Classroom-Teachers	\$2,303,050	\$0	\$2,303,050	\$178,253	\$2,075,722	\$49,075
01541002-51110	MBES-Classroom-Specialists	\$909,472	\$0	\$909,472	\$51,843	\$574,413	\$283,217

**Trumbull Board of Education Expense vs Budget Detail
Report for the Period Ended 9/30/2022**

<u>Account #</u>	<u>Account Description</u>	<u>Budget</u>			<u>Expended</u>	<u>Committed/ Estimates</u>	<u>Available/ (Over)</u>
		<u>Original</u>	<u>Transfers</u>	<u>Revised</u>			
01542220-51110	MBES Library-Teachers-Salaries	\$116,413	\$0	\$116,413	\$8,955	\$107,458	\$0
01551001-51110	JRES-Classroom-Teachers	\$1,975,733	\$0	\$1,975,733	\$153,583	\$1,799,426	\$22,724
01551002-51110	JRES-Classroom-Specialists	\$609,591	\$0	\$609,591	\$48,938	\$541,270	\$19,383
01552220-51110	JRES Library-Teachers-Salaries	\$116,413	\$0	\$116,413	\$6,983	\$83,800	\$25,630
01581001-51110	TES-Classroom-Teachers	\$1,724,357	\$0	\$1,724,357	\$134,404	\$1,571,339	\$18,614
01581002-51110	TES-Classroom-Specialists	\$568,020	\$0	\$568,020	\$46,014	\$522,006	\$0
01582220-51110	TES Library-Teachers-Salaries	\$90,783	\$0	\$90,783	\$6,983	\$83,800	\$0
01611001-51110	HMS-Classroom-Teacher Salaries	\$3,883,900	\$0	\$3,883,900	\$292,665	\$3,471,925	\$119,310
01611001-51111	HMS-Teacher Specialists	\$0	\$0	\$0	\$8,955	\$107,458	(\$116,413)
01611016-51110	HMS-Music-Teacher Salaries	\$333,180	\$0	\$333,180	\$27,594	\$305,586	\$0
01611019-51110	HMS-PE/Health-Teacher Salaries	\$399,827	\$0	\$399,827	\$28,847	\$311,146	\$59,834
01612120-51110	HMS-Guidance-Teacher Salaries	\$293,419	\$0	\$293,419	\$34,891	\$258,528	\$0
01612220-51110	HMS-Library-Teacher Salaries	\$104,290	\$0	\$104,290	\$8,022	\$96,268	\$0
01612400-51110	HMS-Admin-Teacher Xtra days	\$0	\$0	\$0	\$3,156	\$0	(\$3,156)
01621001-51110	MMS-Classroom-Teacher Salaries	\$4,250,701	\$0	\$4,250,701	\$315,218	\$3,769,314	\$166,169
01621001-51111	MMS-Teacher Specialists	\$0	\$0	\$0	\$0	\$78,388	(\$78,388)
01621016-51110	MMS-Music-Teacher Salaries	\$302,714	\$0	\$302,714	\$25,251	\$277,464	(\$0)
01621019-51110	MMS-PE/Health-Teacher Salaries	\$413,343	\$0	\$413,343	\$31,375	\$350,957	\$31,011
01622120-51110	MMS-Guidance-Teacher Salaries	\$324,258	\$0	\$324,258	\$36,275	\$275,141	\$12,841
01622220-51110	MMS-Library-Teacher Salaries	\$116,413	\$0	\$116,413	\$8,955	\$107,458	\$0
01622400-51110	MMS-Admin-Teacher Xtra days	\$0	\$0	\$0	\$3,156	\$0	(\$3,156)
01711001-51110	THS-Classroom-Teacher Salaries	\$11,224,689	\$0	\$11,224,689	\$898,420	\$10,188,513	\$137,756
01711001-51111	THS-Teacher Specialists	\$0	\$0	\$0	\$9,212	\$110,539	(\$119,751)
01711003-51110	THS-Admin-Detention Duty	\$3,000	\$0	\$3,000	\$333	\$0	\$2,667
01711006-51110	THS-Ag Science-Teachers Salaries	\$613,002	\$0	\$613,002	\$94,482	\$517,816	\$704
01711016-51110	THS-Music-Teacher Salaries	\$242,048	\$0	\$242,048	\$22,209	\$245,182	(\$25,343)
01711019-51110	THS-PE/Health-Teacher Salaries	\$870,251	\$0	\$870,251	\$70,955	\$798,068	\$1,228
01711022-51110	THS-Alternate School-Teachers Salaries	\$405,751	\$0	\$405,751	\$33,676	\$372,076	(\$0)
01711028-51110	THS-Admin-Teacher Xtra Tme	\$0	\$0	\$0	\$0	\$0	\$0
01712120-51110	THS-Guidance-Teacher Salaries	\$1,350,082	\$0	\$1,350,082	\$163,044	\$1,167,444	\$19,594
01712220-51110	THS-Library-Teacher Salaries	\$90,927	\$0	\$90,927	\$6,994	\$83,933	\$0
01802320-51119	Super-Personnel-Teacher Xtra Time	\$0	\$0	\$0	\$2,736	\$0	(\$2,736)
01912520-51196	D/W-Admin-Retirement/LOA Savings	(\$350,000)	\$0	(\$350,000)	\$0	\$0	(\$350,000)
01912520-51197	D/W-Admin-Degree Changes	\$70,000	\$0	\$70,000	\$0	\$0	\$70,000
Teachers Total		\$55,851,515	\$0	\$55,851,515	\$4,664,171	\$49,701,511	\$1,485,833
<u>Custodians/Maintenance</u>							
01842610-51140	Facilities-Custodial-Salaries	\$2,926,013	\$0	\$2,926,013	\$585,330	\$2,268,531	\$72,152
01842610-51141	Facilities-Custodial-Custodial OT	\$55,000	\$0	\$55,000	\$24,483	\$0	\$30,517
01842610-51142	Facilities-Custodial-School OT	\$68,000	\$0	\$68,000	\$10,952	\$0	\$57,048
01842610-51143	Facilities-Snow Removal-Salaries	\$19,000	\$0	\$19,000	\$0	\$0	\$19,000
01842610-51145	Facilities-Custodial- Custodial Support	\$8,736	\$0	\$8,736	\$1,942	\$0	\$6,795
01842610-51149	Facilities-Custodial-Custodial Night Diff	\$6,900	\$0	\$6,900	\$843	\$0	\$6,057
01852620-51140	Facilities-Maintenance-Salaries	\$801,924	\$0	\$801,924	\$162,030	\$559,732	\$80,163
01852620-51141	Facilities-Maintenance-Maint OT	\$25,000	\$0	\$25,000	\$8,158	\$0	\$16,842
01852620-51142	Facilities-Maintenance-Security Checks	\$0	\$0	\$0	\$0	\$0	\$0
01852620-51145	Facilities-Maintenance-Summer Help	\$32,000	\$0	\$32,000	\$25,564	\$0	\$6,437
Custodians/Maintenance Total		\$3,942,573	\$0	\$3,942,573	\$819,301	\$2,828,263	\$295,009
<u>Tech Support</u>							
01422220-51124	Tech-Dist A/V/Ch 17-Technician	\$0	\$0	\$0	\$0	\$0	\$0
01422520-51129	Tech-Admin-Other Technical	\$499,173	\$0	\$499,173	\$131,518	\$369,758	(\$2,103)
01422520-51141	Tech-Admin-Xtra Time/Help	\$15,000	\$0	\$15,000	\$3,564	\$0	\$11,436
Tech Support Total		\$514,173	\$0	\$514,173	\$135,083	\$369,758	\$9,333
<u>Administrative Support</u>							
01011000-51130	TECEC-Admin-Secy 12 Mth	\$0	\$0	\$0	\$6,416	\$18,330	(\$24,746)
01011000-51131	TECEC-Admin-Secy 10 Mth	\$48,862	\$0	\$48,862	\$5,880	\$45,080	(\$2,098)
01011000-51135	TECEC-Admin-Clerical Xtra Time	\$1,344	\$0	\$1,344	\$396	\$0	\$948
01011200-51130	PPS-Admin-Secy 12 Mth	\$127,179	\$0	\$127,179	\$36,372	\$103,865	(\$13,058)
01011200-51135	PPS-Admin-Clerical Xtra Time	\$0	\$0	\$0	\$146	\$0	(\$146)
01402320-51130	Asst Super-Admin-Secy 12 Mth	\$72,260	\$0	\$72,260	\$19,962	\$55,320	(\$3,023)
01402320-51135	Asst Super-Admin-Clerical Xtra Time	\$0	\$0	\$0	\$26	\$0	(\$26)

Trumbull Board of Education Expense vs Budget Detail
Report for the Period Ended 9/30/2022

<u>Account #</u>	<u>Account Description</u>	<u>Budget</u>			<u>Expended</u>	<u>Committed/ Estimates</u>	<u>Available/ (Over)</u>
		<u>Original</u>	<u>Transfers</u>	<u>Revised</u>			
01412210-51130	Curr Dir-Admin-Secy 12 Mth	\$60,011	\$0	\$60,011	\$16,223	\$46,352	(\$2,564)
01412210-51135	Curr Dir-Admin-Clerical Xtra Time	\$0	\$0	\$0	\$213	\$0	(\$213)
01422520-51130	Tech-Admin-Secy 12 Mth	\$51,867	\$0	\$51,867	\$14,019	\$40,072	(\$2,224)
01422520-51135	Tech-Admin--Clerical Xtra Time	\$0	\$0	\$0	\$0	\$0	\$0
01512400-51130	BHES-Admin-Secy 12 Mth	\$62,036	\$0	\$62,036	\$16,705	\$47,728	(\$2,397)
01512400-51131	BHES-Admin-Secy 10 Mth	\$39,149	\$0	\$39,149	\$4,778	\$36,630	(\$2,259)
01512400-51135	BHES-Admin-Clerical Xtra Time	\$0	\$0	\$0	\$12	\$0	(\$12)
01522400-51130	FTES-Admin-Secy 12 Mth	\$62,286	\$0	\$62,286	\$17,205	\$47,728	(\$2,647)
01522400-51131	FTES-Admin-Secy 10 Mth	\$40,520	\$0	\$40,520	\$6,149	\$36,092	(\$1,721)
01522400-51135	FTES-Admin-Clerical Xtra Time	\$500	\$0	\$500	\$573	\$0	(\$73)
01532400-51130	DFES-Admin-Secy 12 Mth	\$62,286	\$0	\$62,286	\$17,305	\$47,728	(\$2,747)
01532400-51131	DFES-Admin-Secy 10 Mth	\$39,334	\$0	\$39,334	\$4,778	\$36,630	(\$2,074)
01532400-51135	DFES-Admin-Clerical Xtra Time	\$500	\$0	\$500	\$230	\$0	\$270
01542400-51130	MBES-Admin-Secy 12 Mth	\$61,786	\$0	\$61,786	\$16,716	\$47,728	(\$2,659)
01542400-51131	MBES-Admin-Secy 10 Mth	\$31,767	\$0	\$31,767	\$4,002	\$30,304	(\$2,540)
01542400-51135	MBES-Admin-Clerical Xtra Time	\$500	\$0	\$500	\$0	\$0	\$500
01552400-51130	JRES-Admin-Secy 12 Mth	\$62,386	\$0	\$62,386	\$17,305	\$47,728	(\$2,647)
01552400-51131	JRES-Admin-Secy 10 Mth	\$39,703	\$0	\$39,703	\$4,778	\$36,630	(\$1,705)
01552400-51135	JRES-Admin-Clerical Xtra Time	\$500	\$0	\$500	\$420	\$0	\$80
01582400-51130	TES-Admin-Secy 12 Mth	\$62,056	\$0	\$62,056	\$16,705	\$47,728	(\$2,377)
01582400-51131	TES-Admin-Secy 10 Mth	\$39,149	\$0	\$39,149	\$4,684	\$36,119	(\$1,654)
01582400-51135	TES-Admin-Clerical Xtra Time	\$500	\$0	\$500	\$112	\$0	\$388
01612120-51131	HMS-Guidance-Secy 10 Mth	\$48,862	\$0	\$48,862	\$5,873	\$45,080	(\$2,091)
01612120-51135	HMS-Guidance-Clerical Xtra Time	\$0	\$0	\$0	\$22	\$0	(\$22)
01612400-51130	HMS-Admin-Secy 12 Mth	\$62,056	\$0	\$62,056	\$16,705	\$47,728	(\$2,377)
01612400-51131	HMS-Admin-Secy 10 Mth	\$42,976	\$0	\$42,976	\$3,195	\$35,517	\$4,264
01612400-51135	HMS-Admin-Clerical Xtra Time	\$0	\$0	\$0	\$75	\$0	(\$75)
01622120-51131	MMS-Guidance-Secy 10 Mth	\$49,820	\$0	\$49,820	\$5,921	\$45,503	(\$1,603)
01622120-51135	MMS-Guidance-Clerical Xtra Time	\$0	\$0	\$0	\$56	\$0	(\$56)
01622400-51130	MMS-Admin-Secy 12 Mth	\$62,336	\$0	\$62,336	\$16,705	\$47,728	(\$2,097)
01622400-51131	MMS-Admin-Secy 10 Mth	\$49,062	\$0	\$49,062	\$6,080	\$45,080	(\$2,098)
01622400-51135	MMS-Admin-Clerical Xtra Time	\$0	\$0	\$0	\$18	\$0	(\$18)
01711006-51131	THS-Ag Science-Secy 10 Mths	\$37,292	\$0	\$37,292	\$4,752	\$34,129	(\$1,589)
01711006-51135	THS-Ag Science-Secy Xtra Time	\$0	\$0	\$0	\$459	\$0	(\$459)
01711022-51131	THS-Alternate School-Secy 10 Mths	\$0	\$0	\$0	\$0	\$0	\$0
01712120-51130	THS-Guidance-Secy 12 Mths	\$178,276	\$0	\$178,276	\$48,412	\$137,477	(\$7,614)
01712120-51135	THS-Guidance-Clerical Xtra Time	\$0	\$0	\$0	\$11	\$0	(\$11)
01712220-51130	THS-Library-Secy 12 Mths	\$0	\$0	\$0	\$119	\$0	(\$119)
01712220-51131	THS-Library-Secy 10 Mths	\$0	\$0	\$0	\$0	\$0	\$0
01712220-51135	THS-Library-Clerical Xtra Time	\$0	\$0	\$0	\$0	\$0	\$0
01712400-51130	THS-Admin-Secy 12 Mth	\$110,965	\$0	\$110,965	\$29,182	\$86,176	(\$4,394)
01712400-51131	THS-Admin-Secy 10 Mth	\$146,665	\$0	\$146,665	\$18,752	\$134,585	(\$6,672)
01712400-51135	THS-Admin-Clerical Xtra Time	\$250	\$0	\$250	\$11	\$0	\$239
01713201-51131	Sports-Sports General-Secy 10 Mths	\$49,820	\$0	\$49,820	\$7,363	\$34,037	\$8,421
01713201-51135	Sports-Sports Gen-Clerical Xtra Time	\$4,500	\$0	\$4,500	\$1,178	\$0	\$3,322
01741200-51130	Continuing Ed-Admin-Secy	\$0	\$0	\$0	\$0	\$0	\$0
01802320-51115	Super-Personnel-Support Staff	\$173,320	\$0	\$173,320	\$45,676	\$127,645	(\$0)
01802320-51131	Super-Personnel-Support Staff-10 Mth	\$44,529	\$0	\$44,529	\$5,359	\$41,082	(\$1,911)
01802320-51135	Super-Personnel-Clerical Xtra Time	\$0	\$0	\$0	\$2,593	\$0	(\$2,593)
01822230-51130	Facilities-Admin-Secy 12 Mth	\$126,517	\$0	\$126,517	\$34,302	\$96,848	(\$4,633)
01822230-51135	Facilities-Admin-Clerical Xtra Time	\$500	\$0	\$500	\$23	\$0	\$477
01882700-51130	Trans-Admin-Secy 12 Mth	\$106,417	\$0	\$106,417	\$28,623	\$81,812	(\$4,017)
01882700-51131	Trans-Admin-Secy 10 Mth	\$0	\$0	\$0	\$0	\$0	\$0
01882700-51135	Trans-Admin-Clerical Xtra Time	\$3,890	\$0	\$3,890	\$1,777	\$0	\$2,113
01902310-51136	Super-BOE-Secy-BOE Mtgs	\$4,000	\$0	\$4,000	\$525	\$0	\$3,475
01902320-51130	Super-Admin-Support Staff	\$156,298	\$0	\$156,298	\$41,398	\$117,395	(\$2,495)
01902320-51135	Super-Admin-Clerical Xtra Time	\$0	\$0	\$0	\$0	\$0	\$0
01912520-51130	Bus Off-Admin-Support 12 Mth	\$288,532	\$0	\$288,532	\$78,602	\$220,149	(\$10,219)
01912520-51135	Bus Off-Admin-Support-Clerical Xtra Time	\$1,500	\$0	\$1,500	\$2,610	\$0	(\$1,110)
01922530-51135	Asst Super-Admin-Clerical Xtra Time	\$3,000	\$0	\$3,000	\$789	\$0	\$2,211
Administrative Support Total		\$2,717,863	\$0	\$2,717,863	\$639,275	\$2,185,765	(\$107,177)
Paras & Aides							
01011000-51120	TECEC-Classroom-Paras	\$209,051	\$0	\$209,051	\$21,813	\$201,546	(\$14,308)
01011000-51122	TECEC-Classroom-ABA Paras	\$255,146	\$0	\$255,146	\$21,973	\$223,300	\$9,872
01011200-51120	PPS-L/W-Instructional Paras	\$2,414,091	\$0	\$2,414,091	\$229,378	\$2,215,212	(\$30,499)

**Trumbull Board of Education Expense vs Budget Detail
Report for the Period Ended 9/30/2022**

<u>Account #</u>	<u>Account Description</u>	<u>Budget</u>			<u>Expended</u>	<u>Committed/ Estimates</u>	<u>Available/ (Over)</u>
		<u>Original</u>	<u>Transfers</u>	<u>Revised</u>			
01011200-51121	PPS-D/W-Para Xtra Time	\$200,000	\$0	\$200,000	\$2,267	\$0	\$197,733
01011200-51122	PPS-L/W-ABA Paras	\$1,548,142	\$0	\$1,548,142	\$120,820	\$1,177,905	\$249,417
01032130-51128	PPS-L/W-Health Aides	\$87,044	\$0	\$87,044	\$7,914	\$79,143	(\$13)
01371200-51122	PPS-ESY-ABA Paras	\$80,000	\$0	\$80,000	\$88,133	\$0	(\$8,133)
01371200-51128	PPS-ESY-Health Aides	\$0	\$0	\$0	\$5,594	\$0	(\$5,594)
01371200-51129	PPS-ESY-Para	\$50,000	\$0	\$50,000	\$46,806	\$0	\$3,194
01412210-51120	PPS-D/W-Para Training	\$0	\$0	\$0	\$0	\$0	\$0
01511001-51120	BHES-Classroom-Instructional Aides	\$72,675	\$0	\$72,675	\$3,179	\$69,496	\$0
01512400-51120	BHES-Admin-Paras	\$19,689	\$0	\$19,689	\$895	\$18,795	\$0
01521001-51120	FTES-Classroom-Instructional Aides	\$69,460	\$0	\$69,460	\$4,463	\$64,997	\$0
01522400-51120	FTES-Admin-Paras	\$34,036	\$0	\$34,036	\$3,439	\$14,991	\$15,607
01531001-51120	DFES-Classroom-Instructional Aides	\$51,867	\$0	\$51,867	\$3,972	\$47,896	\$0
01532400-51120	DFES-Admin-Paras	\$21,812	\$0	\$21,812	\$698	\$21,114	\$0
01541001-51120	MBES-Classroom-Instructional Aides	\$64,834	\$0	\$64,834	\$3,605	\$61,229	\$0
01542400-51120	MBES-Admin-Paras	\$11,961	\$0	\$11,961	\$1,002	\$10,959	\$0
01551001-51120	JRES-Classroom-Instructional Aides	\$55,806	\$0	\$55,806	\$3,613	\$52,193	\$0
01552400-51120	JRES-Admin-Paras	\$21,237	\$0	\$21,237	\$1,529	\$19,708	\$0
01581001-51120	TES-Classroom-Instructional Aides	\$45,952	\$0	\$45,952	\$3,704	\$42,248	\$0
01582400-51120	TES-Admin-Paras	\$21,237	\$0	\$21,237	\$1,562	\$19,675	\$0
01612220-51120	HMS-Library-Paras	\$0	\$0	\$0	\$0	\$0	\$0
01612400-51120	HMS-Admin-Admin Para	\$12,229	\$0	\$12,229	\$352	\$11,877	\$0
01622220-51120	MMS-Library-Paras	\$0	\$0	\$0	\$0	\$0	\$0
01622400-51120	MMS-Admin-Admin Para	\$40,109	\$0	\$40,109	\$1,105	\$39,004	\$0
01712400-51120	THS-L/W-Paras	\$77,211	\$0	\$77,211	\$7,356	\$73,557	(\$3,701)
	Paras & Aides Total	\$5,463,591	\$0	\$5,463,591	\$585,173	\$4,464,844	\$413,574
<u>Substitutes</u>							
01802320-51113	Substitute Administrators	\$0	\$0	\$0	\$0	\$0	\$0
01802320-51117	Substitute Teachers	\$684,900	\$0	\$684,900	\$34,610	\$684,900	(\$34,610)
01802320-51129	Substitute Paraprofessionals	\$95,000	\$0	\$95,000	\$15,399	\$79,601	\$0
01802320-51139	Substitute Secretaries	\$0	\$0	\$0	\$1,961	\$0	(\$1,961)
01802320-51140	Substitute Custodians/Maint/Security	\$55,000	\$0	\$55,000	\$4,603	\$50,397	\$0
	Substitutes Total	\$834,900	\$0	\$834,900	\$56,573	\$814,898	(\$36,572)
<u>Coaches & Advisors</u>							
01613202-51116	HMS-Activities-Advisors	\$40,000	\$0	\$40,000	\$0	\$40,000	\$0
01623202-51116	MMS-Activities-Advisors	\$40,000	\$0	\$40,000	\$0	\$40,000	\$0
01711016-51116	THS-Music-Directors	\$0	\$0	\$0	\$0	\$0	\$0
01713202-51116	THS-Activities-Advisors	\$128,578	\$0	\$128,578	\$0	\$128,578	\$0
01713201-51116	Sports-Sports General-Coaches	\$637,583	\$0	\$637,583	\$8,048	\$629,535	\$0
01713201-51170	Sports-Athletic Game Staff	\$0	\$0	\$0	\$3,295	\$0	(\$3,295)
	Coaches & Advisors Total	\$846,161	\$0	\$846,161	\$11,343	\$838,113	(\$3,295)
<u>Salaries Other</u>							
01011201-51117	PPS-L/W-Tutors Homebound	\$106,000	\$0	\$106,000	\$6,993	\$28,259	\$70,748
01011203-51117	PPS-L/W-Tutors Tutorial	\$75,000	\$0	\$75,000	\$0	\$75,000	\$0
01011204-51117	PPS-L/W-Tutors Expulsions	\$13,000	\$0	\$13,000	\$1,954	\$11,046	\$0
01032130-51123	PPS-L/W-OT/PT Therapists	\$553,077	\$0	\$553,077	\$38,466	\$532,317	(\$17,706)
01331200-51126	PPS-SPED-Work Experience	\$5,800	\$0	\$5,800	\$309	\$0	\$5,491
01401201-51117	Asst Super-L/W-Tutors Homebound	\$0	\$0	\$0	\$0	\$0	\$0
01401203-51117	Asst Super-L/W-Tutors Tutorial	\$0	\$0	\$0	\$0	\$0	\$0
01401204-51117	Asst Super-L/W-Tutors Expulsions	\$0	\$0	\$0	\$222	\$0	(\$222)
01412210-51129	Curr Dir-D/W-Other Non-Certified	\$75,922	\$0	\$75,922	\$19,682	\$56,234	\$5
01512400-51121	BHES-Admin-Lunch Aides	\$0	\$0	\$0	\$0	\$0	\$0
01522400-51121	FTES-Admin-Lunch Aides	\$0	\$0	\$0	\$0	\$0	\$0
01532400-51121	DFES-Admin-Lunch Aides	\$0	\$0	\$0	\$0	\$0	\$0
01542400-51121	MBES-Admin-Lunch Aides	\$0	\$0	\$0	\$0	\$0	\$0
01552400-51121	JRES-Admin-Lunch Aides	\$0	\$0	\$0	\$0	\$0	\$0
01582400-51121	TES-Admin-Lunch Aides	\$0	\$0	\$0	\$0	\$0	\$0
01711006-51129	THS-Ag Science-Misc Salaries	\$6,000	\$0	\$6,000	\$1,104	\$0	\$4,896
01741200-51110	Continuing Ed-Classroom Instructors	\$0	\$0	\$0	\$0	\$0	\$0
01802320-51127	Substitute-Security Guards	\$0	\$0	\$0	\$2,314	\$0	(\$2,314)
01822230-51127	Facilities-D/W-Security Guards	\$723,946	\$0	\$723,946	\$80,296	\$675,727	(\$32,076)

**Trumbull Board of Education Expense vs Budget Detail
Report for the Period Ended 9/30/2022**

<u>Account #</u>	<u>Account Description</u>	<u>Budget</u>			<u>Expended</u>	<u>Committed/ Estimates</u>	<u>Available/ (Over)</u>
		<u>Original</u>	<u>Transfers</u>	<u>Revised</u>			
01822230-51128	Facilities-D/W-Security Guards OT	\$60,000	\$0	\$60,000	\$3,607	\$0	\$56,393
01922530-51129	Asst Super-Info Svcs-Oth Non-Certified	\$71,558	\$0	\$71,558	\$19,309	\$55,167	(\$2,918)
	Salaries Other	\$1,690,303	\$0	\$1,690,303	\$174,254	\$1,433,751	\$82,298
<u>Misc Salary Items</u>							
01912520-51198	D/W-Admin-Retiree Payments	\$300,000	\$0	\$300,000	\$203,419	\$0	\$96,581
01912520-51199	D/W-Admin-Reserve For Negotiations	\$98,000	\$0	\$98,000	\$0	\$0	\$98,000
	Misc Salary Items Total	\$398,000	\$0	\$398,000	\$203,419	\$0	\$194,581
	Salaries Total	\$77,228,523	\$0	\$77,228,523	\$8,559,290	\$66,320,315	\$2,348,918.15
<u>Employee Benefits</u>							
<u>Health Insurance</u>							
01912520-52002	Benefits-Health & Dental	\$17,401,837	\$0	\$17,401,837	\$5,505,831	\$16,390,404	(\$4,494,398)
01912520-52011	Benefits-Health Premium Share - Medical	\$0	\$0	\$0	(\$1,031,558)	(\$3,714,196)	\$4,745,754
01912520-52012	Benefits-Health Premium Share - Dental	\$0	\$0	\$0	(\$58,101)	(\$226,297)	\$284,397
	Health Insurance Total	\$17,401,837	\$0	\$17,401,837	\$4,416,173	\$12,449,911	\$535,753
<u>FICA</u>							
01912520-52001	Benefits-FICA	\$1,932,381	\$0	\$1,932,381	\$265,135	\$1,667,246	\$0
	FICA	\$1,932,381	\$0	\$1,932,381	\$265,135	\$1,667,246	\$0
<u>Other Insurance</u>							
01912520-52003	D/W-Admin-Medical Waiver	\$200,000	\$0	\$200,000	\$0	\$200,000	\$0
01912520-52004	Benefits-Disability Insurance	\$22,000	\$0	\$22,000	\$5,799	\$14,201	\$2,000
01912520-52005	Benefits-Life Insurance	\$117,000	\$0	\$117,000	\$26,794	\$83,735	\$6,472
	Other Insurance Total	\$339,000	\$0	\$339,000	\$32,593	\$297,936	\$8,472
<u>Unemployment</u>							
01912520-52006	D/W-Admin-Unemployment	\$50,000	\$0	\$50,000	\$0	\$50,000	\$0
	Unemployment Total	\$50,000	\$0	\$50,000	\$0	\$50,000	\$0
<u>Benefits Other</u>							
01912520-52008	Benefits-Administrative Fees	\$18,000	\$0	\$18,000	\$5,358	\$7,854	\$4,788
01912520-52010	Benefits-TBOE 401a Contribution	\$180,000	\$0	\$180,000	\$48,809	\$131,191	\$0
	Benefits Other Total	\$198,000	\$0	\$198,000	\$54,167	\$139,045	\$4,788
	Employee Benefits Total	\$19,921,218	\$0	\$19,921,218	\$4,768,068	\$14,604,137	\$549,013
<u>Purchased Professional Services</u>							
<u>Legal</u>							
01011200-53308	PPS-Admin-Legal SPED	\$140,000	\$0	\$140,000	\$0	\$140,000	\$0
01902310-53308	Super-BOE-Legal-Reg Ed	\$110,000	\$0	\$110,000	\$300	\$113,450	(\$3,750)
	Legal Total	\$250,000	\$0	\$250,000	\$300	\$253,450	(\$3,750)
<u>Service Contracts</u>							
01011200-53300	PPS-Admin-Prof Purch'd Services	\$65,000	\$0	\$65,000	\$20,787	\$22,000	\$22,213
01052130-53305	PPS-Health Services-Service Contracts	\$60,000	\$0	\$60,000	\$5,950	\$0	\$54,050
01422520-53305	Tech-Admin-Maintenance Contracts	\$59,900	\$0	\$59,900	\$0	\$0	\$59,900
01882700-53303	Trans-Admin-Software Support	\$7,000	\$0	\$7,000	\$7,670	\$0	(\$670)
01922530-53301	Bus off-Admin-Prof Purch'd Svcs	\$82,000	\$0	\$82,000	\$82,672	\$0	(\$672)
01922530-53302	Asst Super-Info Svcs-Dbase Students	\$190,767	\$0	\$190,767	\$175,161	\$0	\$15,606
	Service Contracts Total	\$464,667	\$0	\$464,667	\$292,241	\$22,000	\$150,426
<u>Consultants</u>							

Trumbull Board of Education Expense vs Budget Detail
Report for the Period Ended 9/30/2022

Account #	Account Description	Budget			Expended	Committed/ Estimates	Available/ (Over)
		Original	Transfers	Revised			
01011201-53210	PPS Homebound Instructional Services	\$0	\$0	\$0	\$166	\$0	(\$166)
01401201-53210	Homebound Instructional Services	\$0	\$0	\$0	\$594	\$0	(\$594)
01011200-53230	PPS-L/W-Consultants	\$275,000	\$0	\$275,000	\$62,987	\$472,807	(\$260,794)
	Consultants Total	\$275,000	\$0	\$275,000	\$63,747	\$472,807	(\$261,554)

Other Professional Services

01412210-53300	Curr Dir-D/W-Other Professional Svcs	\$19,000	\$0	\$19,000	\$0	\$0	\$19,000
01422214-53300	Tech-L/W-Other Professional Svcs	\$4,600	\$0	\$4,600	\$2,266	\$4,252	(\$1,917)
01422220-53300	Tech-Dist AV/Ch17-Other Prof Svcs	\$3,500	\$0	\$3,500	\$0	\$0	\$3,500
01422520-53300	Tech-Admin-Other Professional Svcs	\$8,500	\$0	\$8,500	\$0	\$0	\$8,500
01613202-53301	HMS-Activities-Police	\$700	\$0	\$700	\$0	\$0	\$700
01623202-53301	MMS-Activities-Police	\$700	\$0	\$700	\$0	\$0	\$700
01711016-53300	THS-Music-Other Professional Svcs	\$47,575	\$0	\$47,575	\$7,676	\$1,190	\$38,709
01712120-53220	THS-Guidance-Career Guidance	\$920	\$0	\$920	\$0	\$125	\$795
01712400-53301	THS-Admin-Police Services	\$65,000	\$0	\$65,000	\$5,168	\$59,832	\$0
01713201-53301	Athletic Student Activity-Police Services	\$15,000	\$0	\$15,000	\$0	\$0	\$15,000
01741200-53300	Continuing Ed-Admin-In Service	\$0	\$0	\$0	\$0	\$0	\$0
01852647-53300	Facilities-Bldg Improvement-Oth Prof Svcs	\$3,000	\$0	\$3,000	\$0	\$0	\$3,000
01882700-53300	Transportation-Professional Svcs	\$0	\$0	\$0	\$4,500	\$10,500	(\$15,000)
01902310-53300	Super-BOE-Professional Services	\$24,000	\$0	\$24,000	\$22,439	\$2,802	(\$1,241)
01912520-53300	Bus Off-Admin-Professional Svcs	\$500	\$0	\$500	\$0	\$0	\$500
01912520-53310	Bus Off-Admin-Athletic Insurance	\$92,000	\$0	\$92,000	\$92,602	\$0	(\$602)
01922530-53304	Data Services - Training	\$0	\$0	\$0	\$7,200	\$0	(\$7,200)
01713201-53300	Sports-Sports General-Purch'd Svcs	\$282,000	\$0	\$282,000	\$7,024	\$183,757	\$91,219
01723301-53300	Sports-Baseball-Purch'd Svcs	\$0	\$0	\$0	\$0	\$0	\$0
01723302-53300	Sports-Basketball-Purch'd Svcs	\$0	\$0	\$0	\$0	\$0	\$0
01723304-53300	Sports-Field Hockey-Purch'd Svcs	\$0	\$0	\$0	\$0	\$0	\$0
01723304-53300	Sports-Football-Purch'd Svcs	\$0	\$0	\$0	\$0	\$0	\$0
01723305-53300	Sports-Ice Hockey-Purch'd Svcs	\$0	\$0	\$0	\$0	\$0	\$0
01723306-53300	Sports-Lacrosse-Purch'd Svcs	\$0	\$0	\$0	\$0	\$0	\$0
01723307-53300	Sports-Soccer-Purch'd Svcs	\$0	\$0	\$0	\$0	\$0	\$0
01723308-53300	Sports-Swimming-Purch'd Svcs	\$0	\$0	\$0	\$0	\$0	\$0
01723312-53300	Sports-Wrestling-Purch'd Svcs	\$0	\$0	\$0	\$0	\$0	\$0
01723315-53300	Sports-Gymnastics-Purch'd Svcs	\$0	\$0	\$0	\$0	\$0	\$0
01723317-53300	Sports-Cross Country-Purch'd Svcs	\$0	\$0	\$0	\$0	\$0	\$0
01723318-53300	Sports-Cheerleading-Purch'd Svcs	\$0	\$0	\$0	\$0	\$0	\$0
	Other Professional Services Total	\$566,995	\$0	\$566,995	\$148,875	\$262,458	\$155,662
	Purchased Professional Services Total	\$1,556,662	\$0	\$1,556,662	\$505,163	\$1,010,715	\$40,784

Purchased Property Services

Utilities

01842611-54101	Facilities-D/W-Electricity	\$1,034,705	\$0	\$1,034,705	\$192,626	\$836,080	\$6,000
01842611-54105	Facilities-D/W-Water	\$125,000	\$0	\$125,000	\$30,839	\$94,161	\$0
	Utilities Total	\$1,159,705	\$0	\$1,159,705	\$223,465	\$930,240	\$6,000

Repairs & Service Fees

01052130-54300	PPS-Health Svcs-Repairs & Svc Fees	\$2,000	\$0	\$2,000	\$0	\$0	\$2,000
01422214-54300	Tech-L/W-Repairs & Svc Fees	\$1,200	\$0	\$1,200	\$0	\$0	\$1,200
01422220-54300	Tech-Dist AV/Ch17-Repairs & Svc Fees	\$500	\$0	\$500	\$0	\$0	\$500
01422520-54300	Tech-Admin-Repairs & Svc Fees	\$1,500	\$0	\$1,500	\$0	\$0	\$1,500
01711006-54300	THS-Ag Science-Repairs & Svc Fees	\$3,000	\$0	\$3,000	\$300	\$1,640	\$1,060
01842610-54300	Facilities-Custodial-Repairs	\$8,000	\$0	\$8,000	\$668	\$332	\$7,000
01852622-54300	Facilities-Snow Removal-Repairs & Svc Fees	\$10,000	\$0	\$10,000	\$0	\$0	\$10,000
01852623-54300	Facilities-Vehicles-Repairs & Svc Fees	\$10,000	\$0	\$10,000	\$619	\$900	\$8,481
01852625-54300	Facilities-Grounds-Repairs & Svc Fees	\$8,000	\$0	\$8,000	\$0	\$4,780	\$3,220
01852627-54300	Facilities-Lawn Care-Repairs & Svc Fees	\$5,000	\$0	\$5,000	\$1,760	\$3,719	(\$479)
01852631-54300	Facilities-Maintenance-Repairs & Svc Fees	\$45,000	\$0	\$45,000	\$8,414	\$21,608	\$14,978
01852632-54300	Facilities-Inside Maint-Repairs & Svc Fees	\$10,000	\$0	\$10,000	\$0	\$5,500	\$4,500
01852633-54300	Facilities-Electrical-Repairs & Svc Fees	\$50,000	\$0	\$50,000	\$8,975	\$36,832	\$4,193
01852633-54301	Facilities-Security-Service Contracts	\$0	\$0	\$0	\$0	\$0	\$0
01852634-54300	Facilities-Fire Protection-Repairs & Svc Fees	\$20,000	\$0	\$20,000	\$7,810	\$13,507	(\$1,317)

Trumbull Board of Education Expense vs Budget Detail
Report for the Period Ended 9/30/2022

<u>Account #</u>	<u>Account Description</u>	<u>Budget</u>			<u>Expended</u>	<u>Committed/ Estimates</u>	<u>Available/ (Over)</u>
		<u>Original</u>	<u>Transfers</u>	<u>Revised</u>			
01852635-54300	Facilities-Floor-Repairs & Svc Fees	\$40,000	\$0	\$40,000	\$20,186	\$0	\$19,814
01852637-54300	Facilities-Glass-Repairs & Svc Fees	\$5,000	\$0	\$5,000	\$1,668	\$3,332	\$0
01852639-54300	Facilities-HVAC-Repairs & Svc Fees	\$100,000	\$0	\$100,000	\$19,776	\$51,000	\$29,224
01852642-54300	Facilities-Painting-Repairs & Svc Fees	\$10,000	\$0	\$10,000	\$0	\$0	\$10,000
01852643-54300	Facilities-Equipment-Repairs & Svc Fees	\$0	\$0	\$0	\$4,730	\$2,515	(\$7,245)
01852644-54300	Facilities-Plumbing-Repairs & Svc Fees	\$10,000	\$0	\$10,000	\$907	\$593	\$8,500
01852645-54300	Facilities-Roofing-Repairs & Svc Fees	\$40,000	\$0	\$40,000	\$0	\$25,000	\$15,000
01852646-54300	Facilities-Pest Control-Repairs & Svc Fees	\$10,000	\$0	\$10,000	\$2,015	\$7,985	\$0
01852647-54300	Facilities-Bldg Improve-Repairs & Svc Fees	\$10,000	\$0	\$10,000	\$0	\$13,210	(\$3,210)
01852648-54300	Facilities-IAQ-Repairs & Svc Fees	\$15,000	\$0	\$15,000	\$1,200	\$7,000	\$6,800
01852649-54300	Facilities-Welding-Repairs & Svc Fees	\$0	\$0	\$0	\$0	\$0	\$0
	Repairs & Service Fees Total	\$414,200	\$0	\$414,200	\$79,027	\$199,453	\$135,719
<u>Copiers</u>							
01422520-54409	D/W Copiers	\$265,000	\$0	\$265,000	\$61,245	\$183,735	\$20,020
01902320-54409	D/W-Admin-Copiers	\$0	\$0	\$0	\$866	\$9,134	(\$10,000)
	Copiers Total	\$265,000	\$0	\$265,000	\$62,111	\$192,869	\$10,020
<u>Other Purchased Property Services</u>							
01512400-54900	BHES-Admin-Other Purch'd Svcs	\$300	\$0	\$300	\$0	\$0	\$300
01522400-54900	FTES-Admin-Other Purch'd Svcs	\$300	\$0	\$300	\$0	\$0	\$300
01532400-54900	DFES-Admin-Other Purch'd Svcs	\$300	\$0	\$300	\$0	\$0	\$300
01542400-54900	MBES-Admin-Other Purch'd Svcs	\$300	\$0	\$300	\$0	\$0	\$300
01552400-54900	JRES-Admin-Other Purch'd Svcs	\$500	\$0	\$500	\$0	\$0	\$500
01582400-54900	TES-Admin-Other Purch'd Svcs	\$300	\$0	\$300	\$0	\$0	\$300
01611016-54900	HMS-Music-Other Purch'd Property Svcs	\$1,200	\$0	\$1,200	\$0	\$140	\$1,060
01612400-54900	HMS-Classroom-Other Purch'd Svcs	\$1,700	\$0	\$1,700	\$0	\$0	\$1,700
01621016-54900	MMS-Music-Other Purch'd Property Svcs	\$1,000	\$0	\$1,000	\$0	\$720	\$280
01622400-54900	MMS-Classroom-Other Purch'd Svcs	\$1,700	\$0	\$1,700	\$385	\$0	\$1,315
01711001-54900	THS-Classroom-Other Purch'd Property Svcs	\$0	\$0	\$0	\$0	\$0	\$0
01711006-54900	THS-Ag Science-Other Purch'd Prop Svcs	\$3,000	\$0	\$3,000	\$865	\$0	\$2,135
01711014-54900	THS-Industrial Arts-Other Purch'd Prop Svcs	\$0	\$0	\$0	\$0	\$0	\$0
01711016-54201	THS-Music-Uniform Cleaning	\$1,500	\$0	\$1,500	\$0	\$0	\$1,500
01713201-54200	Sports-Sports General-Cleaning Svcs	\$15,000	\$0	\$15,000	\$69	\$11,931	\$3,000
01842610-54103	Facilities-Custodial-Trash/Recycling	\$50,000	\$0	\$50,000	\$18,153	\$50,607	(\$18,759)
01842610-54202	Facilities-Custodial-Cleaning	\$3,900	\$0	\$3,900	\$1,199	\$3,701	(\$1,000)
01852631-54301	Facilities-Maint-Oth Prof Purch'd Svcs	\$30,000	\$0	\$30,000	\$0	\$0	\$30,000
01852633-54301	Facilities-Elevator-Oth Prof Purch'd Svcs	\$1,000	\$0	\$1,000	\$6,658	\$23,592	(\$29,250)
01882700-54900	Trans-Admin-Purch'd Property Svcs	\$500	\$0	\$500	\$0	\$0	\$500
	Other Purch'd Property Services Total	\$112,500	\$0	\$112,500	\$27,329	\$90,691	(\$5,519)
	Purchased Property Services Total	\$1,951,405	\$0	\$1,951,405	\$391,932	\$1,413,253	\$146,220
<u>Purchased Other Services</u>							
<u>Transportation</u>							
01711006-55809	THS-Ag Science-Transportation	\$2,629	\$0	\$2,629	\$0	\$1,000	\$1,629
01711016-55809	THS-Music-Transportation	\$17,500	\$0	\$17,500	\$698	\$10,011	\$6,791
01711022-55809	THS-Alternate School-Field Trips	\$0	\$0	\$0	\$0	\$0	\$0
01713202-55807	THS-Activities-Competitions	\$45,000	\$0	\$45,000	\$0	\$0	\$45,000
01882700-55101	Trans-Admin-Reg Buses	\$3,533,461	\$0	\$3,533,461	\$38,712	\$3,494,749	\$1
01882700-55102	Trans-Admin-ACE Trips	\$3,000	\$0	\$3,000	\$0	\$0	\$3,000
01882700-55105	Trans-Admin-SPED-Summer Buses	\$237,280	\$0	\$237,280	\$273,859	\$0	(\$36,579)
01882700-55109	Trans-Admin-Fuel	\$344,300	\$0	\$344,300	\$43,105	\$254,007	\$47,188
01882700-55809	Trans-Admin-Field Trips	\$8,000	\$0	\$8,000	\$0	\$0	\$8,000
01882701-55101	Trans-Admin-SPED In District	\$1,389,649	\$0	\$1,389,649	\$26,215	\$1,363,433	\$0
01882701-55105	Trans-Admin-SPED Out of District	\$770,100	\$0	\$770,100	\$30,097	\$874,813	(\$134,810)
01882701-55108	Trans-Admin-Monitors	\$263,000	\$0	\$263,000	\$3,810	\$259,190	\$0
01713201-55809	THS-Activities-Sports	\$130,810	\$0	\$130,810	\$0	\$130,000	\$810
	Sports Transportation Total	\$130,810	\$0	\$130,810	\$0	\$130,000	\$810
	Transportation Total	\$6,744,729	\$0	\$6,744,729	\$416,496	\$6,387,203	(\$58,970)

Trumbull Board of Education Expense vs Budget Detail
Report for the Period Ended 9/30/2022

Account #	Account Description	Budget			Expended	Committed/ Estimates	Available/ (Over)
		Original	Transfers	Revised			
Communications							
01422520-55903	Tech-Admin-Telephone Cell	\$33,500	\$0	\$33,500	\$9,461	\$25,560	(\$1,521)
01422520-55904	Tech-Admin-Telephone LAN	\$68,100	\$0	\$68,100	\$14,378	\$87,514	(\$33,792)
01422520-55907	Tech-Admin-WAN Communications	\$198,100	\$0	\$198,100	\$80,374	\$123,995	(\$6,269)
	Communications Total	\$299,700	\$0	\$299,700	\$104,212	\$237,069	(\$41,581)
Postage							
01902320-55900	Super-Admin-Postage	\$46,000	\$0	\$46,000	\$4,524	\$41,477	(\$1)
	Postage Total	\$46,000	\$0	\$46,000	\$4,524	\$41,477	(\$1)
Advertising							
01802130-55903	Human Resources-Admin-Advertising	\$1,675	\$0	\$1,675	\$590	\$0	\$1,085
01912520-55903	Bus Off-Admin-Advertising	\$1,300	\$0	\$1,300	\$0	\$0	\$1,300
	Advertising Total	\$2,975	\$0	\$2,975	\$590	\$0	\$2,385
Interns							
01401000-55502	THS-Classroom-Interns	\$48,750	\$0	\$48,750	\$0	\$45,300	\$3,450
01401000-55503	TECEC-Classroom-Interns	\$0	\$0	\$0	\$0	\$0	\$0
01511001-55500	BHES-Classroom-Interns	\$32,500	\$0	\$32,500	\$0	\$30,300	\$2,200
01521001-55500	FTES-Classroom-Interns	\$32,500	\$0	\$32,500	\$0	\$30,300	\$2,200
01531001-55500	DFES-Classroom-Interns	\$32,500	\$0	\$32,500	\$0	\$15,300	\$17,200
01541001-55500	MBES-Classroom-Interns	\$32,500	\$0	\$32,500	\$0	\$30,600	\$1,900
01551001-55500	JRES-Classroom-Interns	\$32,500	\$0	\$32,500	\$0	\$30,600	\$1,900
01581001-55500	TES-Classroom-Interns	\$32,500	\$0	\$32,500	\$0	\$30,600	\$1,900
01611001-55500	HMS-Classroom-Interns	\$48,750	\$0	\$48,750	\$0	\$43,200	\$5,550
01621001-55500	MMS-Classroom-Interns	\$48,750	\$0	\$48,750	\$0	\$45,900	\$2,850
	Interns Total	\$341,250	\$0	\$341,250	\$0	\$302,100	\$39,150
Tuition							
01396110-55600	PPS-L/W-Tuition Outplaced	\$4,807,698	\$0	\$4,807,698	\$1,470,396	\$3,808,132	(\$470,829)
01396110-55601	PPS-EXCESS COST REFUND(ECR)	(\$1,300,000)	\$0	(\$1,300,000)	\$0	(\$1,300,000)	\$0
01402320-55600	Asst Super-Admin-Tuition	\$454,000	\$0	\$454,000	\$0	\$448,458	\$5,543
01741200-55600	Adult Ed - Outgoing Tuition	\$0	\$0	\$0	\$0	\$61,050	(\$61,050)
	Tuition Total	\$3,961,698	\$0	\$3,961,698	\$1,470,396	\$3,017,639	(\$526,337)
Printing							
01011000-55906	TECEC-Admin-Printing	\$200	\$0	\$200	\$0	\$0	\$200
01011200-55906	PPS-Admin-Printing	\$500	\$0	\$500	\$148	\$77	\$275
01402320-55906	Asst Super-Admin-Printing	\$1,500	\$0	\$1,500	\$0	\$0	\$1,500
01412210-55906	Curr Dir-Admin-Printing	\$0	\$0	\$0	\$0	\$0	\$0
01612400-55906	HMS-Classroom-Printing	\$0	\$0	\$0	\$0	\$0	\$0
01622400-55906	MMS-Classroom-Printing	\$0	\$0	\$0	\$0	\$0	\$0
01711006-55906	THS-Ag Science-Printing	\$1,500	\$0	\$1,500	\$0	\$0	\$1,500
01712400-55906	THS-Admin-Printing	\$9,000	\$0	\$9,000	\$4,193	\$0	\$4,807
01713202-55906	THS-Activities-Printing	\$500	\$0	\$500	\$0	\$0	\$500
01902320-55905	Super-Admin-Printing	\$550	\$0	\$550	\$0	\$0	\$550
	Printing Total	\$13,750	\$0	\$13,750	\$4,341	\$77	\$9,332
Other Purch'd Services							
01011000-55800	TECEC-Admin-Professional Devt	\$700	\$0	\$700	\$0	\$390	\$310
01011000-55900	TECEC-Admin-Other Purch'd Prop Svcs	\$23,824	\$0	\$23,824	\$7,180	\$976	\$15,668
01011200-55800	PPS-Admin-Professional Devt	\$30,000	\$0	\$30,000	\$1,102	\$0	\$28,898
01011200-55801	PPS-D/W-Mileage	\$15,000	\$0	\$15,000	\$129	\$0	\$14,871
01401203-55801	Asst Super-L/W-Mileage	\$12,000	\$0	\$12,000	\$371	\$0	\$11,629
01402320-55800	Asst Super-Admin-Professional Devt	\$20,000	\$0	\$20,000	\$825	\$0	\$19,175
01402320-55900	Asst Super-Other Purchased Services	\$0	\$0	\$0	\$0	\$0	\$0
01412210-55800	Curr Dir-Admin-Professional Devt	\$64,370	\$0	\$64,370	\$12,115	\$28	\$52,227
01412210-55802	Admin-Prof Devt Admin	\$0	\$0	\$0	\$0	\$0	\$0
01422520-55800	Tech-Admin-Professional Devt	\$2,500	\$0	\$2,500	\$0	\$0	\$2,500
01422520-55804	Tech-Admin-Milelage	\$3,000	\$0	\$3,000	\$391	\$0	\$2,609

Trumbull Board of Education Expense vs Budget Detail
Report for the Period Ended 9/30/2022

<u>Account #</u>	<u>Account Description</u>	<u>Budget</u>			<u>Expended</u>	<u>Committed/ Estimates</u>	<u>Available/ (Over)</u>
		<u>Original</u>	<u>Transfers</u>	<u>Revised</u>			
01512400-55800	BHES-Admin-Professional Devt	\$500	\$0	\$500	\$0	\$0	\$500
01522400-55800	FTES-Admin-Professional Devt	\$500	\$0	\$500	\$0	\$0	\$500
01532400-55800	DFES-Admin-Professional Devt	\$500	\$0	\$500	\$0	\$0	\$500
01542400-55800	MBES-Admin-Professional Devt	\$250	\$0	\$250	\$0	\$0	\$250
01552400-55800	JRES-Admin-Professional Devt	\$500	\$0	\$500	\$0	\$0	\$500
01582400-55800	TES-Admin-Professional Devt	\$500	\$0	\$500	\$420	\$0	\$80
01612400-55800	HMS-Admin-Professional Devt	\$1,500	\$0	\$1,500	\$0	\$0	\$1,500
01622400-55800	MMS-Admin-Professional Devt	\$1,500	\$0	\$1,500	\$0	\$0	\$1,500
01711001-55800	THS-Classroom-Professional Devt	\$0	\$0	\$0	\$0	\$0	\$0
01711011-55800	THS-Foreign Lang-Professional Devt	\$0	\$0	\$0	\$0	\$0	\$0
01711002-55800	THS-Art-Professional Devt	\$0	\$0	\$0	\$0	\$0	\$0
01712400-55800	THS-Admin-Professional Devt	\$3,500	\$0	\$3,500	\$195	\$0	\$3,305
01712400-55901	THS-Admin-Other Purch'd Svcs	\$1,750	\$0	\$1,750	\$0	\$0	\$1,750
01741200-55800	Continuing Ed-Admin-Professional Devt	\$0	\$0	\$0	\$0	\$0	\$0
01741200-55900	Continuing Ed-Other Purch'd Svcs	\$61,050	\$0	\$61,050	\$0	\$0	\$61,050
01802130-55800	Super-HR-Professional Devt	\$16,550	\$0	\$16,550	\$0	\$0	\$16,550
01802130-55900	Super-Personnel-Other Purch'd Svcs	\$115,800	\$0	\$115,800	\$52,893	\$19,824	\$43,083
01802320-55800	Super-Personnel-Professional Devt	\$0	\$0	\$0	\$0	\$0	\$0
01822230-55800	Facilities-Admin-Professional Devt	\$2,000	\$0	\$2,000	\$190	\$0	\$1,810
01822230-55910	Facilities-Admin-Other Purch'd Svcs	\$21,000	\$0	\$21,000	\$14,606	\$999	\$5,395
01842610-55803	Facilities-Admin-Mileage	\$2,500	\$0	\$2,500	\$244	\$0	\$2,256
01852632-55910	Facilities-Inside Maint-Other Purch'd Svcs	\$0	\$0	\$0	\$0	\$0	\$0
01882700-55800	Trans-Admin-Professional Devt	\$0	\$0	\$0	\$0	\$0	\$0
01902310-55800	Super-BOE-Professional Devt	\$1,400	\$0	\$1,400	\$0	\$1,200	\$200
01902320-55800	Super-Admin-Professional Devt	\$5,000	\$0	\$5,000	\$0	\$4,400	\$600
01912520-55800	Bus Off-Admin-Professional Devt	\$0	\$0	\$0	\$0	\$0	\$0
01922530-55804	Asst Super-Info Svcs-Oth Purch Svcs	\$14,000	\$0	\$14,000	\$0	\$720	\$13,280
Other Purch'd Services Total		\$421,694	\$0	\$421,694	\$90,660	\$28,537	\$302,497
Purchased Other Services Total		\$11,831,796	\$0	\$11,831,796	\$2,091,218	\$10,014,102	(\$273,524)

Supplies**Supplies Teaching**

01011000-56111	TECEC-Classroom-Classroom Supplies	\$5,400	\$0	\$5,400	\$1,329	\$778	\$3,294
01011200-56111	PPS-Classroom-Classroom Supplies	\$27,000	\$0	\$27,000	\$7,689	\$5,694	\$13,617
01412214-56111	Curr Dir-D/W-Classroom Supplies	\$90,000	\$0	\$90,000	\$19,526	\$21,839	\$48,636
01511001-56111	BHES-Classroom Supplies	\$24,300	\$0	\$24,300	\$18,949	\$5,212	\$139
01512220-56901	BHES-Library-Supplies	\$2,700	\$0	\$2,700	\$1,686	\$961	\$53
01521001-56111	FTES-Classroom Supplies	\$27,900	\$0	\$27,900	\$5,868	\$9,398	\$12,634
01522220-56901	FTES-Library-Supplies	\$2,250	\$0	\$2,250	\$0	\$1,003	\$1,247
01531001-56111	DFES-Classroom Supplies	\$26,100	\$0	\$26,100	\$20,865	\$9,637	(\$4,403)
01532220-56901	DFES-Library-Supplies	\$2,250	\$0	\$2,250	\$0	\$2,639	(\$389)
01541001-56111	MBES-Classroom Supplies	\$27,000	\$0	\$27,000	\$11,679	\$11,930	\$3,391
01542220-56901	MBES-Library-Supplies	\$2,250	\$0	\$2,250	\$0	\$2,110	\$140
01551001-56111	JRES-Classroom Supplies	\$24,300	\$0	\$24,300	\$4,601	\$14,518	\$5,181
01552220-56901	JRES-Library-Supplies	\$2,250	\$0	\$2,250	\$0	\$932	\$1,318
01581001-56111	TES-Classroom Supplies	\$22,500	\$0	\$22,500	\$13,979	\$1,366	\$7,155
01582220-56901	TES-Library-Supplies	\$2,250	\$0	\$2,250	\$485	\$0	\$1,765
01611001-56111	HMS-Classroom-Classroom Supplies	\$31,500	\$0	\$31,500	\$14,200	\$7,649	\$9,651
01611016-56111	HMS-Music-Classroom Supplies	\$2,250	\$0	\$2,250	\$307	\$0	\$1,943
01611019-56111	HMS-PE/Health-Classroom Supplies	\$3,420	\$0	\$3,420	\$2,256	\$988	\$177
01612220-56111	HMS-Library-Supplies	\$1,935	\$0	\$1,935	\$0	\$157	\$1,778
01621001-56111	MMS-Classroom-Classroom Supplies	\$31,500	\$0	\$31,500	\$18,764	\$5,987	\$6,750
01621016-56111	MMS-Music-Classroom Supplies	\$2,475	\$0	\$2,475	\$643	\$357	\$1,475
01621019-56111	MMS-PE/Health-Classroom Supplies	\$2,250	\$0	\$2,250	\$885	\$1,010	\$356
01622220-56901	MMS-Library-Supplies	\$1,800	\$0	\$1,800	\$789	\$544	\$467
01711001-56111	THS-Classroom-Classroom Supplies	\$31,500	\$0	\$31,500	\$12,296	\$9,067	\$10,137
01711002-56112	THS-Art-Supplies	\$16,740	\$0	\$16,740	\$3,713	\$1,974	\$11,054
01711003-56112	THS-Business Ed-Supplies	\$1,530	\$0	\$1,530	\$607	\$168	\$755
01711006-56112	THS-Ag Science-Supplies	\$27,900	\$0	\$27,900	\$6,293	\$17,623	\$3,984
01711010-56112	THS-Language Arts-Supplies	\$900	\$0	\$900	\$0	\$255	\$645
01711011-56112	THS-Foreign Language-Supplies	\$1,350	\$0	\$1,350	\$450	\$153	\$748
01711013-56112	THS-Home Economics-Supplies	\$13,140	\$0	\$13,140	\$1,069	\$2,248	\$9,823
01711014-56112	THS-Industrial Arts-Supplies	\$18,900	\$0	\$18,900	\$1,150	\$5,675	\$12,075
01711015-56112	THS-Mathematics-Supplies	\$1,395	\$0	\$1,395	\$0	\$846	\$549

Trumbull Board of Education Expense vs Budget Detail
Report for the Period Ended 9/30/2022

<u>Account #</u>	<u>Account Description</u>	<u>Budget</u>			<u>Expended</u>	<u>Committed/ Estimates</u>	<u>Available/ (Over)</u>
		<u>Original</u>	<u>Transfers</u>	<u>Revised</u>			
01711016-56112	THS-Music-Supplies	\$5,400	\$0	\$5,400	\$1,698	\$111	\$3,591
01711019-56112	THS-PE/Health-Supplies	\$2,700	\$0	\$2,700	\$921	\$80	\$1,699
01711022-56112	THS-Alternate School-Supplies	\$450	\$0	\$450	\$0	\$0	\$450
01711027-56112	THS-Science-Supplies	\$11,124	\$0	\$11,124	\$368	\$798	\$9,958
01711028-56112	THS-Social Studies-Supplies	\$792	\$0	\$792	\$0	\$275	\$517
01712120-56112	THS-Guidance-Supplies	\$0	\$0	\$0	\$0	\$0	\$0
01712220-56901	THS-Library-Supplies	\$2,740	\$0	\$2,740	\$0	\$838	\$1,902
01712221-56112	THS-Audio Visual-Supplies	\$0	\$0	\$0	\$0	\$0	\$0
01712400-56116	THS-Admin-Supplies	\$6,975	\$0	\$6,975	\$164	\$0	\$6,811
01713201-56112	Sports-Sports General-Supplies	\$126,000	\$0	\$126,000	\$21,129	\$49,016	\$55,855
	Sports Supplies Total	\$126,000	\$0	\$126,000	\$21,129	\$49,016	\$55,855
01741200-56110	Continuing Ed-Teaching Supplies	\$0	\$0	\$0	\$0	\$0	\$0
	Supplies Teaching Total	\$635,116	\$0	\$635,116	\$194,354	\$193,833	\$246,928
<u>Supplies Office</u>							
01011000-56110	TECEC-Admin-Office Supplies	\$4,050	\$0	\$4,050	\$1,597	\$0	\$2,453
01011200-56110	PPS-Admin-Office Supplies	\$900	\$0	\$900	\$311	\$236	\$353
01052130-56110	PPS-Health Services-Supplies	\$7,650	\$0	\$7,650	\$2,397	\$6,000	(\$747)
01402320-56110	Asst Super-Admin-Office Supplies	\$4,050	\$0	\$4,050	\$7,031	\$2,541	(\$5,522)
01412210-56110	Curr Dir-Admin-Office Supplies	\$0	\$0	\$0	\$0	\$0	\$0
01422214-56900	Tech-L/W-Parts	\$8,550	\$0	\$8,550	\$11,526	\$0	(\$2,976)
01422520-56110	Tech-Admin-Office Supplies	\$1,170	\$0	\$1,170	\$947	\$297	(\$74)
01422520-56900	Tech-Admin-Parts	\$4,320	\$0	\$4,320	\$0	\$0	\$4,320
01512400-56110	BHES-Admin-Office Supplies	\$3,600	\$0	\$3,600	\$1,043	\$231	\$2,326
01522400-56110	FTES-Admin-Office Supplies	\$3,600	\$0	\$3,600	\$294	\$371	\$2,935
01532400-56110	DFES-Admin-Office Supplies	\$3,600	\$0	\$3,600	\$1,064	\$496	\$2,041
01542400-56110	MBES-Admin-Office Supplies	\$3,600	\$0	\$3,600	\$1,795	\$0	\$1,805
01552400-56110	JRES-Admin-Office Supplies	\$3,600	\$0	\$3,600	\$1,128	\$1,060	\$1,413
01582400-56110	TES-Admin-Office Supplies	\$3,600	\$0	\$3,600	\$1,167	\$0	\$2,433
01612400-56110	HMS-Admin-Office Supplies	\$6,750	\$0	\$6,750	\$3,606	\$2,438	\$706
01622400-56110	MMS-Admin-Office Supplies	\$7,650	\$0	\$7,650	\$0	\$0	\$7,650
01712221-56900	THS-Audio Visual-Parts & Maintenance	\$1,350	\$0	\$1,350	\$0	\$0	\$1,350
01712400-56110	THS-Admin-Office Supplies	\$3,150	\$0	\$3,150	\$371	\$200	\$2,579
01741200-56117	Continuing Ed-Office Supplies	\$0	\$0	\$0	\$0	\$0	\$0
01802130-56110	Human Resources-Admin-Office Supplies	\$2,925	\$0	\$2,925	\$786	\$114	\$2,025
01822230-56110	Facilities-Admin-Office Supplies	\$5,400	\$0	\$5,400	\$910	\$507	\$3,983
01882700-56110	Transportation-Office Supplies	\$3,600	\$0	\$3,600	\$0	\$3,600	\$0
01902320-56110	Super-Admin-Office Supplies	\$5,400	\$0	\$5,400	\$718	\$4,322	\$360
01912520-56110	Bus Off-Admin-Office Supplies	\$3,600	\$0	\$3,600	\$2,758	\$2,584	(\$1,742)
	Supplies Office Total	\$92,115	\$0	\$92,115	\$39,447	\$24,996	\$27,672
<u>Supplies Custodial</u>							
01842610-56130	Facilities-Custodial-Supplies	\$116,000	\$0	\$116,000	\$62,298	\$95,429	(\$41,727)
	Supplies Custodial Total	\$116,000	\$0	\$116,000	\$62,298	\$95,429	(\$41,727)
<u>Supplies Maintenance</u>							
01852622-56134	Facilities-Snow Removal-Supplies	\$9,000	\$0	\$9,000	\$0	\$3,800	\$5,200
01852623-56133	Facilities-Vehicles-Gas/Diesel	\$30,000	\$0	\$30,000	\$11,669	\$6,500	\$11,831
01852623-56134	Facilities-Vehicles-Supplies	\$15,000	\$0	\$15,000	\$2,792	\$10,303	\$1,905
01852625-56134	Facilities-Grounds-Supplies	\$10,000	\$0	\$10,000	\$3,438	\$7,388	(\$826)
01852626-56134	Facilities-Fertilizer	\$0	\$0	\$0	\$0	\$0	\$0
01852627-56134	Facilities-Lawn Care-Supplies	\$5,000	\$0	\$5,000	\$3,887	\$2,982	(\$1,869)
01852628-56134	Facilities-Paving-Supplies	\$0	\$0	\$0	\$20,243	\$0	(\$20,243)
01852631-56134	Facilities-Maintenance-Supplies	\$2,000	\$0	\$2,000	\$1,309	\$0	\$691
01852632-56134	Facilities-Inside Maintenance-Supplies	\$30,000	\$0	\$30,000	\$2,098	\$5,542	\$22,360
01852633-56134	Facilities-Electrical-Supplies	\$33,500	\$0	\$33,500	\$5,191	\$15,422	\$12,887
01852634-56134	Facilities-Fire Prot-Supplies	\$0	\$0	\$0	\$0	\$250	(\$250)
01852635-56134	Facilities-Floor Repair-Supplies	\$5,000	\$0	\$5,000	\$0	\$1,500	\$3,500
01852637-56134	Facilities-Glass-Supplies	\$1,000	\$0	\$1,000	\$0	\$0	\$1,000
01852638-56134	Facilities-Hardware-Supplies	\$5,000	\$0	\$5,000	\$656	\$3,725	\$619
01852639-56134	Facilities-HVAC-Supplies	\$55,000	\$0	\$55,000	\$12,351	\$15,045	\$27,604
01852641-56134	Facilities-Masonry-Supplies	\$0	\$0	\$0	\$0	\$0	\$0

Trumbull Board of Education Expense vs Budget Detail
Report for the Period Ended 9/30/2022

<u>Account #</u>	<u>Account Description</u>	<u>Budget</u>			<u>Expended</u>	<u>Committed/ Estimates</u>	<u>Available/ (Over)</u>
		<u>Original</u>	<u>Transfers</u>	<u>Revised</u>			
01852642-56134	Facilities-Painting-Supplies	\$5,000	\$0	\$5,000	\$6,126	\$3,234	(\$4,359)
01852643-56134	Facilities-Plant Equip-Supplies	\$0	\$0	\$0	\$0	\$0	\$0
01852644-56134	Facilities-Plumbing-Supplies	\$35,000	\$0	\$35,000	\$14,261	\$11,833	\$8,906
01852645-56134	Facilities-Roofing-Supplies	\$0	\$0	\$0	\$0	\$0	\$0
01852646-56134	Facilities-Pest Control-Supplies	\$1,000	\$0	\$1,000	\$0	\$0	\$1,000
01852648-56134	Facilities-Indoor Air Quality-IAQ-Supplies	\$10,000	\$0	\$10,000	\$2,788	\$4,212	\$3,000
01852649-56134	Facilities-Welding-Supplies	\$0	\$0	\$0	\$126	\$624	(\$750)
	Supplies Maintenance Total	\$251,500	\$0	\$251,500	\$86,935	\$92,359	\$72,206

Text & Workbooks

01011000-56411	TECEC-Classroom-Text & Workbooks	\$1,300	\$0	\$1,300	\$0	\$0	\$1,300
01011200-56411	PPS-Admin-Text & Workbooks	\$4,300	\$0	\$4,300	\$1,818	\$2,042	\$440
01412210-56411	Curr Dir-D/W-Text & Workbooks	\$112,300	\$0	\$112,300	\$57,314	\$40,234	\$14,752
01511001-56411	BHES-Classroom-Text & Workbooks	\$34,000	\$0	\$34,000	\$16,650	\$13,446	\$3,905
01521001-56411	FTES-Classroom-Text & Workbooks	\$30,000	\$0	\$30,000	\$8,692	\$13,356	\$7,952
01531001-56411	DFES-Classroom-Text & Workbooks	\$28,664	\$0	\$28,664	\$14,888	\$5,311	\$8,465
01541001-56411	MBES-Classroom-Text & Workbooks	\$29,000	\$0	\$29,000	\$13,403	\$11,500	\$4,097
01551001-56411	JRES-Classroom-Text & Workbooks	\$29,000	\$0	\$29,000	\$7,555	\$6,490	\$14,956
01581001-56411	TES-Classroom-Text & Workbooks	\$29,000	\$0	\$29,000	\$20,405	\$605	\$7,990
01611001-56411	HMS-Classroom-Text & Workbooks	\$15,000	\$0	\$15,000	\$0	\$1,844	\$13,156
01621001-56411	MMS-Classroom-Text & Workbooks	\$15,000	\$0	\$15,000	\$0	\$1,256	\$13,744
01621016-56411	MMS-Music-Text & Workbooks	\$0	\$0	\$0	\$0	\$0	\$0
01711003-56411	THS-Business Ed-Text & Workbooks	\$9,225	\$0	\$9,225	\$7,666	(\$0)	\$1,559
01711006-56411	THS-Ag Science-Text & Workbooks	\$4,000	\$0	\$4,000	\$0	\$0	\$4,000
01711010-56411	THS-Language Arts-Text & Workbooks	\$18,000	\$0	\$18,000	\$0	\$8,408	\$9,592
01711011-56411	THS-Foreign Language-Text & Workbooks	\$12,500	\$0	\$12,500	\$8,445	\$3,154	\$901
01711013-56411	THS-Home Economics-Text & Workbooks	\$0	\$0	\$0	\$0	\$0	\$0
01711015-56411	THS-Mathematics-Text & Workbooks	\$15,100	\$0	\$15,100	\$56	\$1,283	\$13,761
01711019-56411	THS-PE/Health-Text & Workbooks	\$500	\$0	\$500	\$0	\$0	\$500
01711022-56411	THS-Alternate School-Text & Workbooks	\$0	\$0	\$0	\$0	\$0	\$0
01711027-56411	THS-Science-Text & Workbooks	\$9,800	\$0	\$9,800	\$0	\$0	\$9,800
01711028-56411	THS-Social Studies-Text & Workbooks	\$12,774	\$0	\$12,774	\$0	\$1,409	\$11,365
01741200-56411	Continuing Ed-Textbooks	\$0	\$0	\$0	\$0	\$0	\$0
	Text & Workbooks Total	\$409,463	\$0	\$409,463	\$156,891	\$110,335	\$142,237

Subscriptions

01011200-56425	PPS-Admin-Periodicals	\$1,000	\$0	\$1,000	\$382	\$270	\$348
01412210-56425	Curr Dir-Admin-Periodicals	\$0	\$0	\$0	\$0	\$0	\$0
01412214-56426	Curr Dir-D/W-Online Subscriptions	\$281,048	\$0	\$281,048	\$235,478	\$19,404	\$26,167
01422520-56425	Tech-Admin-Periodicals	\$200	\$0	\$200	\$0	\$0	\$200
01512220-56425	BHES-Library-Periodicals	\$1,300	\$0	\$1,300	\$0	\$0	\$1,300
01522220-56425	FTES-Library-Periodicals	\$1,200	\$0	\$1,200	\$0	\$0	\$1,200
01532220-56425	DFES-Library-Periodicals	\$1,200	\$0	\$1,200	\$0	\$0	\$1,200
01542220-56425	MBES-Library-Periodicals	\$1,200	\$0	\$1,200	\$0	\$1,063	\$137
01552220-56425	JRES-Library-Periodicals	\$1,250	\$0	\$1,250	\$0	\$0	\$1,250
01582220-56425	TES-Library-Periodicals	\$1,250	\$0	\$1,250	\$0	\$1,021	\$229
01612220-56425	HMS-Library-Periodicals	\$1,750	\$0	\$1,750	\$351	\$1,138	\$261
01622220-56425	MMS-Library-Periodicals	\$1,250	\$0	\$1,250	\$0	\$1,058	\$192
01712220-56425	THS-Library-Periodicals	\$2,200	\$0	\$2,200	\$0	\$694	\$1,506
01712400-56425	THS-Admin-Periodicals	\$750	\$0	\$750	\$0	\$0	\$750
01822230-56425	Facilities-Admin-Periodicals	\$350	\$0	\$350	\$0	\$0	\$350
01882700-56425	Trans-Admin-Periodicals	\$0	\$0	\$0	\$0	\$0	\$0
01902310-56425	Super-BOE-Periodicals	\$0	\$0	\$0	\$0	\$0	\$0
01902320-56425	Super- Admin-Periodicals	\$700	\$0	\$700	\$434	\$96	\$170
	Subscriptions Total	\$296,648	\$0	\$296,648	\$236,645	\$24,743	\$35,260

Testing Materials

01011000-56904	TECEC-Classroom-Testing Materials	\$4,600	\$0	\$4,600	\$402	\$1,430	\$2,768
01011200-56904	PPS-L/W-Testing Materials	\$55,000	\$0	\$55,000	\$29,752	\$20,698	\$4,550
01412210-56904	Curr Dir-D/W-Testing Materials	\$110,000	\$0	\$110,000	\$53,766	\$31,210	\$25,024
01712120-56903	THS-Guidance-Testing Materials	\$400	\$0	\$400	\$0	\$0	\$400
	Testing Materials Total	\$170,000	\$0	\$170,000	\$83,920	\$53,338	\$32,742

Books & A/V

Trumbull Board of Education Expense vs Budget Detail
Report for the Period Ended 9/30/2022

Account #	Account Description	Budget			Expended	Committed/ Estimates	Available/ (Over)
		Original	Transfers	Revised			
01512220-56420	BHES-Library-Books & Media	\$8,000	\$0	\$8,000	\$0	\$7,941	\$59
01522220-56420	FTES-Library-Books & Media	\$5,000	\$0	\$5,000	\$0	\$785	\$4,215
01532220-56420	DFES-Library-Books & Media	\$5,000	\$0	\$5,000	\$0	\$7,413	(\$2,413)
01542220-56420	MBES-Library-Books & Media	\$5,000	\$0	\$5,000	\$0	\$981	\$4,019
01552220-56420	JRES-Library-Books & Media	\$5,000	\$0	\$5,000	\$0	\$3,302	\$1,698
01582220-56420	TES-Library-Books & Media	\$5,000	\$0	\$5,000	\$1,308	\$1,957	\$1,736
01612220-56420	HMS-Library-Books & Media	\$2,000	\$0	\$2,000	\$0	\$658	\$1,342
01622220-56420	MMS-Library-Books & Media	\$2,250	\$0	\$2,250	\$0	\$1,453	\$797
01712220-56420	THS-Library-Books & Media	\$7,040	\$0	\$7,040	\$0	\$912	\$6,128
	Books & A/V Total	\$44,290	\$0	\$44,290	\$1,308	\$25,403	\$17,580
Software							
01412210-56118	Curr Dir-D/W Software	\$5,000	\$0	\$5,000	\$4,875	\$0	\$125
01422214-56118	Tech-L/W-Software	\$188,925	\$0	\$188,925	\$203,265	\$0	(\$14,340)
01712120-56118	THS-Guidance-Software	\$0	\$0	\$0	\$0	\$0	\$0
	Software Total	\$193,925	\$0	\$193,925	\$208,140	\$0	(\$14,215)
Energy							
01842611-56201	Facilities-D/W-Heating Oil	\$0	\$0	\$0	\$0	\$0	\$0
01842611-56202	Facilities-D/W-Natural Gas	\$599,400	\$0	\$599,400	\$12,841	\$472,159	\$114,400
	Energy Total	\$599,400	\$0	\$599,400	\$12,841	\$472,159	\$114,400
Other Supplies							
01422214-56117	Tech-L/W-Computer Supplies	\$500	\$0	\$500	\$0	\$0	\$500
01422220-56117	Tech-Dist AV/Chan 17-Supplies	\$300	\$0	\$300	\$0	\$0	\$300
01422220-56900	Tech-Dist AV/Ch17-Parts	\$6,800	\$0	\$6,800	\$152	\$0	\$6,648
01613202-56119	HMS-Activities-Supplies	\$3,000	\$0	\$3,000	\$0	\$0	\$3,000
01623202-56119	MMS-Activities-Supplies	\$2,000	\$0	\$2,000	\$0	\$0	\$2,000
01712400-56270	THS-Admin-Security Supplies	\$1,500	\$0	\$1,500	\$151	\$0	\$1,349
01712400-56907	THS-Admin-Graduation	\$16,800	\$0	\$16,800	\$0	\$1,000	\$15,800
01713203-56906	THS-Activities-Fees, Awards & Supplies	\$1,500	\$0	\$1,500	\$0	\$0	\$1,500
01852625-56900	Fences/Playground-Supplies	\$0	\$0	\$0	\$0	\$0	\$0
01852636-56900	Furniture Repairs-Supplies	\$0	\$0	\$0	\$0	\$0	\$0
01882700-56270	Transportation-Bus Supplies	\$0	\$0	\$0	\$0	\$0	\$0
	Other Supplies Total	\$32,400	\$0	\$32,400	\$303	\$1,000	\$31,097
	Supplies Total	\$2,840,857	\$0	\$2,840,857	\$1,083,082	\$1,093,595	\$664,180
Property							
Office Equipment							
01612400-57301	HMS-Admin-Equipment	\$500	\$0	\$500	\$26	\$0	\$474
01622400-57301	MMS-Admin-Equipment	\$0	\$0	\$0	\$0	\$0	\$0
01822230-57301	Facilities-Admin-Equipment	\$350	\$0	\$350	\$0	\$0	\$350
	Office Equipment Total	\$850	\$0	\$850	\$26	\$0	\$824
Office Furniture							
01052130-57304	SPED-Health Services Furniture	\$0	\$0	\$0	\$813	\$0	(\$813)
01402320-57308	Asst. Super.-Furniture	\$0	\$0	\$0	\$0	\$0	\$0
01712400-57308	THS-Admin-Office Furniture	\$0	\$0	\$0	\$0	\$0	\$0
01822230-57308	Facilities-Admin-Furniture	\$0	\$0	\$0	\$0	\$0	\$0
01852651-57301	Facilities-Building Improvement-Furniture	\$0	\$0	\$0	\$0	\$0	\$0
	Office Furniture Total	\$0	\$0	\$0	\$813	\$0	(\$813)
Classroom Equipment							
01011000-57301	TECEC-Classroom-Instructional Equipment	\$4,000	\$0	\$4,000	\$0	\$0	\$4,000
01032130-57303	PPS-L/W-Equipment Instructional	\$15,000	\$0	\$15,000	\$5,108	\$7,730	\$2,162
01412210-57301	Curr Dir-D/W-Equipment Instructional	\$20,000	\$0	\$20,000	\$0	\$0	\$20,000
01421001-57310	Tech-Classroom-Computer Equipment	\$192,325	\$0	\$192,325	\$193,028	(\$0)	(\$703)
01422214-57301	Tech-L/W-Computer Equipment	\$10,500	\$0	\$10,500	\$4,944	\$495	\$5,061
01422220-57301	Tech-Dist AV/Ch17-Equipment Instructional	\$22,000	\$0	\$22,000	\$7,387	\$11,943	\$2,670

Trumbull Board of Education Expense vs Budget Detail
Report for the Period Ended 9/30/2022

Account #	Account Description	Budget			Expended	Committed/ Estimates	Available/ (Over)
		Original	Transfers	Revised			
01511001-57301	BHES-Classroom-Equipment Instructional	\$2,500	\$0	\$2,500	\$98	\$1,075	\$1,327
01512220-57302	BHES-Library-Equipment Instructional	\$2,200	\$0	\$2,200	\$0	\$0	\$2,200
01521001-57301	FTES-Classroom-Equipment Instructional	\$2,400	\$0	\$2,400	\$0	\$0	\$2,400
01522220-57302	FTES-Library-Equipment Instructional	\$2,300	\$0	\$2,300	\$0	\$562	\$1,738
01531001-57301	DFES-Classroom-Equipment Instructional	\$2,500	\$0	\$2,500	\$0	\$0	\$2,500
01532220-57302	DFES-Library-Equipment Instructional	\$2,400	\$0	\$2,400	\$0	\$0	\$2,400
01541001-57301	MBES-Classroom-Equipment Instructional	\$4,000	\$0	\$4,000	\$1,111	\$0	\$2,889
01542220-57302	MBES-Library-Equipment Instructional	\$2,200	\$0	\$2,200	\$0	\$960	\$1,240
01551001-57301	JRES-Classroom-Equipment Instructional	\$2,500	\$0	\$2,500	\$0	\$0	\$2,500
01552220-57302	JRES-Library-Equipment Instructional	\$2,200	\$0	\$2,200	\$0	\$0	\$2,200
01581001-57301	TES-Classroom-Equipment Instructional	\$2,500	\$0	\$2,500	\$1,516	\$152	\$832
01582220-57302	TES-Library-Equipment Instructional	\$2,200	\$0	\$2,200	\$99	\$467	\$1,634
01611001-57301	HMS-Classroom-Equipment Instructional	\$3,400	\$0	\$3,400	\$0	\$0	\$3,400
01611016-57301	HMS-Music-Equipment Instructional	\$3,300	\$0	\$3,300	\$1,650	\$168	\$1,482
01612220-57302	HMS-Library-Equipment Instructional	\$1,700	\$0	\$1,700	\$0	\$0	\$1,700
01621001-57301	MMS-Classroom-Equipment Instructional	\$3,400	\$0	\$3,400	\$0	\$2,595	\$805
01621016-57301	MMS-Music-Equipment Instructional	\$3,500	\$0	\$3,500	\$0	\$972	\$2,528
01622220-57302	MMS-Library-Equipment Instructional	\$1,700	\$0	\$1,700	\$0	\$0	\$1,700
01711001-57301	THS-Classroom-Equipment	\$0	\$0	\$0	\$0	\$0	\$0
01711002-57301	THS-Art-Equipment Instructional	\$8,500	\$0	\$8,500	\$0	\$1,430	\$7,070
01711003-57301	THS-Business Ed-Equipment Instructional	\$0	\$0	\$0	\$0	\$0	\$0
01711006-57301	THS-Ag Science-Equipment Instructional	\$969	\$0	\$969	\$3,283	\$4,542	(\$6,856)
01711011-57301	THS-Foreign Language-Equipment Instructional	\$5,600	\$0	\$5,600	\$6,380	\$0	(\$780)
01711013-57301	THS-Home Economics-Equipment Instructional	\$3,000	\$0	\$3,000	\$2,157	\$0	\$843
01711014-57301	THS-Industrial Arts-Equipment Instructional	\$2,000	\$0	\$2,000	\$361	\$318	\$1,321
01711016-57301	THS-Music-Equipment Instructional	\$2,500	\$0	\$2,500	\$758	\$0	\$1,742
01711019-57301	THS-PE/Health-Equipment Instructional	\$3,500	\$0	\$3,500	\$969	\$0	\$2,531
01711027-57301	THS-Science-Equipment Instructional	\$8,755	\$0	\$8,755	\$0	\$0	\$8,755
01712220-57302	THS-Library-Equipment Instructional	\$775	\$0	\$775	\$400	\$0	\$375
01712221-57301	THS-Audio Visual-Equipment Instructional	\$4,000	\$0	\$4,000	\$0	\$0	\$4,000
01712400-57301	THS-Admin-Equipment	\$0	\$0	\$0	\$0	\$0	\$0
01713201-57301	Sports-Sports General-Equipment Instructional	\$30,000	\$0	\$30,000	\$10,449	\$12,766	\$6,785
	Classroom Equipment Total	\$380,324	\$0	\$380,324	\$239,699	\$46,177	\$94,449
<u>Classroom Furniture</u>							
01011000-57308	TECEC-Classroom-Furniture	\$3,200	\$0	\$3,200	\$0	\$0	\$3,200
01511001-57308	BHES-Classroom-Furniture	\$2,000	\$0	\$2,000	\$0	\$0	\$2,000
01521001-57308	FTES-Classroom-Furniture	\$2,000	\$0	\$2,000	\$473	\$890	\$636
01531001-57308	DFES-Classroom-Furniture	\$2,000	\$0	\$2,000	\$1,737	\$1,373	(\$1,110)
01541001-57308	MBES-Classroom-Furniture	\$2,000	\$0	\$2,000	\$407	\$0	\$1,593
01551001-57308	JRES-Classroom-Furniture	\$2,000	\$0	\$2,000	\$1,797	\$138	\$65
01581001-57308	TES-Classroom-Furniture	\$2,000	\$0	\$2,000	\$0	\$0	\$2,000
01611001-57308	HMS-Classroom-Furniture	\$500	\$0	\$500	\$0	\$0	\$500
01621001-57308	MMS-Classroom-Furniture	\$0	\$0	\$0	\$0	\$0	\$0
	Classroom Furniture Total	\$15,700	\$0	\$15,700	\$4,414	\$2,401	\$8,884
<u>Building Equipment</u>							
01842610-57301	Facilities-Custodial-Equipment	\$5,000	\$0	\$5,000	\$0	\$0	\$5,000
01852622-57307	Facilities-Snow Removal-Equipment	\$5,000	\$0	\$5,000	\$0	\$0	\$5,000
01852623-57307	Facilities-Vehicles-Equipment	\$1,000	\$0	\$1,000	\$518	\$3,482	(\$3,000)
01852625-57307	Facilities-Grounds-Equipment	\$20,000	\$0	\$20,000	\$0	\$0	\$20,000
01852627-57307	Facilities-Lawn Care-Equipment	\$20,000	\$0	\$20,000	\$0	\$0	\$20,000
01852632-57307	Facilities-Inside Maintenance-Equipment	\$1,000	\$0	\$1,000	\$0	\$0	\$1,000
01852633-57306	FacilitiesPlantBldg-Electrical-Equipment	\$0	\$0	\$0	\$3,409	\$5,678	(\$9,088)
01852633-57307	Facilities-Electrical-Equipment	\$0	\$0	\$0	\$0	\$0	\$0
01852639-57307	Facilities-HVAC-Equipment	\$25,000	\$0	\$25,000	\$0	\$0	\$25,000
01852643-57307	Facilities-Plant-Equipment	\$0	\$0	\$0	\$0	\$0	\$0
01852644-57307	Facilities-Plumbing-Equipment	\$1,000	\$0	\$1,000	\$0	\$0	\$1,000
01852648-57307	Facilities-IAQ-Equipment	\$5,000	\$0	\$5,000	\$0	\$0	\$5,000
01852654-57340	Facilities-Maintenance-Vehicle	\$0	\$0	\$0	\$0	\$0	\$0
	Building Equipment Total	\$83,000	\$0	\$83,000	\$3,927	\$9,160	\$69,912
<u>Building Improvements</u>							
01842611-57202	Facilities-Project Improvements to Site	\$0	\$0	\$0	\$0	\$0	\$0

Trumbull Board of Education Expense vs Budget Detail
Report for the Period Ended 9/30/2022

<u>Account #</u>	<u>Account Description</u>	<u>Budget</u>			<u>Expended</u>	<u>Committed/ Estimates</u>	<u>Available/ (Over)</u>
		<u>Original</u>	<u>Transfers</u>	<u>Revised</u>			
01852650-57200	Facilities-Site-Building Improvement	\$15,000	\$0	\$15,000	\$2,430	\$7,290	\$5,280
01852650-57202	Facilities-Site-Building Improvement	\$0	\$0	\$0	\$0	\$0	\$0
01852651-57100	Facilities-Building Improvement	\$0	\$0	\$0	\$1,220	\$0	(\$1,220)
01852651-57202	Facilities-Building Improvement-Projects	\$30,000	\$0	\$30,000	\$2,335	\$0	\$27,665
	Building Improvements Total	\$45,000	\$0	\$45,000	\$5,985	\$7,290	\$31,725
<u>Other Equipment</u>							
01422520-57301	Tech-Admin-WAN Equipment	\$3,550	\$0	\$3,550	\$0	\$0	\$3,550
	Other Equipment Total	\$3,550	\$0	\$3,550	\$0	\$0	\$3,550
	Property Total	\$528,424	\$0	\$528,424	\$254,864	\$65,028	\$208,532
<u>Miscellaneous</u>							
<u>Debt Service, Dues, Fees and Memberships</u>							
01011000-58900	TECEC-Admin-Dues & Fees	\$800	\$0	\$800	\$220	\$89	\$491
01011200-58900	PPS-Admin-Dues & Fees	\$2,000	\$0	\$2,000	\$862	\$7,656	(\$6,518)
01402210-58900	Instructional-Dues & Fees	\$0	\$0	\$0	\$0	\$0	\$0
01402320-58900	Asst Super-Admin-Dues & Fees	\$7,000	\$0	\$7,000	\$3,967	\$438	\$2,595
01412210-58900	Curr Dir-Admin-Dues & Fees	\$0	\$0	\$0	\$0	\$0	\$0
01422520-58900	Tech-Admin-Dues & Fees	\$0	\$0	\$0	\$0	\$0	\$0
01512400-58900	BHES-Admin-Dues & Fees	\$550	\$0	\$550	\$0	\$49	\$501
01522400-58900	FTES-Admin-Dues & Fees	\$553	\$0	\$553	\$89	\$0	\$464
01532400-58900	DFES-Admin-Dues & Fees	\$500	\$0	\$500	\$0	\$0	\$500
01542400-58900	MBES-Admin-Dues & Fees	\$100	\$0	\$100	\$0	\$0	\$100
01552400-58900	JRES-Admin-Dues & Fees	\$550	\$0	\$550	\$0	\$0	\$550
01582400-58900	TES-Admin-Dues & Fees	\$550	\$0	\$550	\$307	\$130	\$113
01612400-58900	HMS-Admin-Dues & Fees	\$900	\$0	\$900	\$385	\$0	\$515
01622400-58900	MMS-Admin-Dues & Fees	\$900	\$0	\$900	\$764	\$0	\$136
01711006-58900	THS-Ag Science-Dues & Fees	\$899	\$0	\$899	\$0	\$0	\$899
01711019-58900	THS-PE/Health-Dues & Fees	\$0	\$0	\$0	\$0	\$0	\$0
01712120-58900	THS-Guidance-Dues & Fees	\$0	\$0	\$0	\$0	\$0	\$0
01712220-58900	THS-Library-Dues & Fees	\$0	\$0	\$0	\$0	\$0	\$0
01712400-58900	THS-Admin-Dues & Fees	\$11,225	\$0	\$11,225	\$10,599	\$0	\$626
01713201-58900	Sports-Sports General-Dues & Fees	\$40,000	\$0	\$40,000	\$21,980	\$7,805	\$10,215
01741200-58900	Cont Ed-Admin-Dues & Fees	\$0	\$0	\$0	\$0	\$0	\$0
01802130-58900	Human Resources-Admin-Dues & Fees	\$1,200	\$0	\$1,200	\$0	\$0	\$1,200
01822230-58900	Facilities-Admin-Dues & Fees	\$1,500	\$0	\$1,500	\$240	\$0	\$1,260
01882700-58900	Trans-Admin-Dues & Fees	\$375	\$0	\$375	\$150	\$0	\$225
01902320-58900	Super-Admin-Dues & Fees	\$21,700	\$0	\$21,700	\$17,628	\$4,618	(\$546)
01912520-58310	Redemption of Principal on Loans	\$335,343	\$0	\$335,343	\$0	\$0	\$335,343
01912520-58320	Interest on Loans	\$88,196	\$0	\$88,196	\$0	\$0	\$88,196
01912520-58900	Bus Off-Admin-Dues & Fees	\$7,132	\$0	\$7,132	\$3,796	\$0	\$3,336
	Dues, Fees and Memberships Total	\$521,973	\$0	\$521,973	\$60,987	\$20,785	\$440,201
<u>Other Miscellaneous</u>							
01912520-58904	D/W-Admin-Bad Debt Expense	\$1,000	\$0	\$1,000	\$0	\$0	\$1,000
	Other Miscellaneous Total	\$1,000	\$0	\$1,000	\$0	\$0	\$1,000
	Miscellaneous Total	\$522,973	\$0	\$522,973	\$60,987	\$20,785	\$441,201
<u>Other Objects</u>							
01412210-59000	Curr-District Wide Support	\$0	\$0	\$0	\$0	\$0	\$0
01912520-59000	Bus Office-Admin-Anticipated Surplus	\$0	\$0	\$0	\$0	\$0	\$0
01912520-59001	Bus Office-Intergovernmental transfer	(\$466,300)	\$0	(\$466,300)	\$0	\$0	(\$466,300)
	Other Objects Total	(\$466,300)	\$0	(\$466,300)	\$0	\$0	(\$466,300)
	Munis Report Total	\$115,915,558	\$0	\$115,915,558	\$17,714,605	\$94,541,930	\$3,659,023

FOR 2023 03

	ORIGINAL APPROP	TRANFRS/ ADJSTMTS	REVISED BUDGET	YTD EXPENDED	ENCUMBRANCES	AVAILABLE BUDGET	PCT USED
51111 TEACHERS-SPECIALISTS							
09006001 51111 NP Teach	0	110,000	110,000	8,548.16	102,577.92	-1,126.08	101.0%*
51125 ADMINISTRATOR							
09007001 51125 NP Admin	0	15,499	15,499	4,018.28	11,480.77	-.05	100.0%*
51129 OTHER NON-CERTIFIED							
09006304 51129 OTHER NC	0	0	0	.00	.00	.00	.0%
51130 SECRETARY-CAL YR							
09007001 51130 SEC-CALYR	0	15,970	15,970	4,109.63	11,741.78	118.59	99.3%
51140 CUST./MAINT. - REGULAR PAY							
09005000 51140 CUST.MAINT	0	25,000	25,000	.00	.00	25,000.00	.0%
09006200 51140 POOLMAN	0	60,000	60,000	464.16	.00	59,535.84	.8%
51141 CUST./MAINT. - OT - SCHOOL							
09005000 51141 OT/SCHOOLS	0	100,000	100,000	15,657.07	.00	84,342.93	15.7%
09005000 51141 COVID OT/SCHOOLS	0	1,000	1,000	.00	.00	1,000.00	.0%
09006204 51141 Cap OT	0	0	0	.00	.00	.00	.0%
51142 CUST./MAINT. - OT - SECURITY							
09006204 51142 THSOT	0	0	0	.00	.00	.00	.0%
51143 CUST/MAINT OT WeatherRelated							
09006204 51143 JR Roof	0	0	0	.00	.00	.00	.0%
52001 FICA/MEDICARE							
009 52001 SOC SEC	0	0	0	.00	.00	.00	.0%

FOR 2023 03

52001	FICA/MEDICARE	ORIGINAL APPROP	TRANFRS/ ADJSTMTS	REVISED BUDGET	YTD EXPENDED	ENCUMBRANCES	AVAILABLE BUDGET	PCT USED
52010	401A-TBOE Contribution							
009 52010	401A TBOE	0	0	0	.00	.00	.00	.0%
09005000 52010	401A TBOE	0	0	0	.00	.00	.00	.0%
09006001 52010	401A TBOE	0	0	0	.00	.00	.00	.0%
09006200 52010	401A TBOE	0	0	0	.00	.00	.00	.0%
09006204 52010	401A TBOE	0	0	0	.00	.00	.00	.0%
09007001 52010	401A TBOE	0	0	0	.00	.00	.00	.0%
53302	Other Prof Services							
09006200 53302	Emer	0	500	500	.00	.00	500.00	.0%
54101	UTILITY EXPENSE - ELECTRICITY							
09002611 54101	Electricit	0	24,000	24,000	6,000.00	.00	18,000.00	25.0%
55102	Ace/Bei/THSJobShadow							
09007001 55102	NP Bus	0	937,579	937,579	13,499.30	948,810.70	-24,731.00	102.6%*
56136	SUPPLIES - OTHER PROJECTS							
09005000 56136	NO USE	0	0	0	.00	.00	.00	.0%
09006200 56136	OTH PROJ	0	15,000	15,000	.00	.00	15,000.00	.0%
57306	EQUIPMENT - MAINT., BUIL							
09006204 57306	Equipment	0	0	0	.00	.00	.00	.0%
GRAND TOTAL		0	1,304,548	1,304,548	52,296.60	1,074,611.17	177,640.23	86.4%

** END OF REPORT - Generated by Peg Brindisi **

ACCOUNT ACCOUNT NAME	BEG. BALANCE	DEBITS	CREDITS	NET CHANGE	END BALANCE
100 -00-0000-10410 - SA CASH ACCT - PEOPLES BANK	364,294.24	75,614.38	34,677.39	40,936.99	405,231.23
100 -00-0000-20032 - THS Model Congress	-874.01	.00	.00	.00	-874.01
100 -00-0000-20063 - THS WELLNESS CENTER	-150.00	.00	.00	.00	-150.00
100 -00-0000-20068 - MATH HONOR SOCIETY	-1,636.06	.00	.00	.00	-1,636.06
100 -00-0000-20082 - THS ORCHESTRA	-535.60	.00	.00	.00	-535.60
100 -00-0000-20101 - THS LIBRARY CLUB	-3,993.45	117.84	20.00	97.84	-3,895.61
100 -00-0000-20110 - THS Pink Ribbon	-1,357.00	.00	.00	.00	-1,357.00
100 -00-0000-20130 - THS BOOK STORE	-2,972.34	417.50	.00	417.50	-2,554.84
100 -00-0000-20133 - THS NEWSPAPER	-358.01	.00	.00	.00	-358.01
100 -00-0000-20139 - THS TRILLIUM YEARBOOK	-13,248.53	.00	.00	.00	-13,248.53
100 -00-0000-20152 - HILLCREST MIDDLE SCHOOL	-14,129.96	1,622.40	4,456.95	-2,834.55	-16,964.51
100 -00-0000-20156 - MADISON MIDDLE SCHOOL	-5,616.15	.00	1,459.07	-1,459.07	-7,075.22
100 -00-0000-20164 - THS Class of 2017	-5,343.71	5,343.71	.00	5,343.71	.00
100 -00-0000-20165 - THS Class of 2018	-8,098.26	.00	.00	.00	-8,098.26
100 -00-0000-20166 - THS Class of 2019	-2,291.64	.00	.00	.00	-2,291.64
100 -00-0000-20167 - THS Class of 2020	-13,251.30	.00	.00	.00	-13,251.30
100 -00-0000-20168 - THS Class of 2021	-3,418.26	.00	.00	.00	-3,418.26
100 -00-0000-20169 - THS Class of 2022	-9,788.20	2,267.00	.00	2,267.00	-7,521.20
100 -00-0000-20170 - THS Class of 2023	-9,414.26	116.56	.00	116.56	-9,297.70
100 -00-0000-20171 - THS Class of 2024	-7,851.64	75.00	48,975.00	-48,900.00	-56,751.64
100 -00-0000-20172 - THS Class of 2025	-1,060.18	.00	.00	.00	-1,060.18
100 -00-0000-20173 - THS Class of 2026	.00	.00	1,000.00	-1,000.00	-1,000.00
100 -00-0000-20180 - THS VOAG FUTURE FARMERS	-1,391.69	.00	.00	.00	-1,391.69
100 -00-0000-20190 - THS VOAG FARM	-31,629.59	1,926.82	.00	1,926.82	-29,702.77
100 -00-0000-20251 - BOOTH HILL SCHOOL	-3,542.46	.00	940.00	-940.00	-4,482.46
100 -00-0000-20252 - FRENCHTOWN SCHOOL	-542.99	.00	.00	.00	-542.99
100 -00-0000-20253 -					

ACCOUNT ACCOUNT NAME	BEG. BALANCE	DEBITS	CREDITS	NET CHANGE	END BALANCE
DANIELS FARM	-501.57	.00	.00	.00	-501.57
100 -00-0000-20254 -					
MIDDLEBROOK SCHOOL	-3,398.82	121.48	.00	121.48	-3,277.34
100 -00-0000-20255 -					
JANE RYAN SCHOOL	-410.83	.00	.00	.00	-410.83
100 -00-0000-20258 -					
TASHUA SCHOOL	-32,108.08	.00	50.33	-50.33	-32,158.41
100 -00-0000-20510 -					
THS STUDENT COUNCIL	-4,284.05	.00	.00	.00	-4,284.05
100 -00-0000-20550 -					
GENERAL FUND	-3,628.84	.00	.00	.00	-3,628.84
100 -00-0000-20599 -					
THS HISTORY HONOR SOCIETY	-300.91	.00	.00	.00	-300.91
100 -00-0000-20603 -					
THS DECA (MARKETING EDUCATION)	-5,543.55	819.81	4,732.00	-3,912.19	-9,455.74
100 -00-0000-20604 -					
THS BAND	-967.02	.00	.00	.00	-967.02
100 -00-0000-20605 -					
THS KEY CLUB	-477.26	.00	.00	.00	-477.26
100 -00-0000-20606 -					
THS BEST BUDDIES	-1,049.97	.00	.00	.00	-1,049.97
100 -00-0000-20607 -					
THS HOME ECON. CLUB	-2.23	.00	.00	.00	-2.23
100 -00-0000-20608 -					
THS LOST TEXTBOOKS	-7,227.95	.00	70.00	-70.00	-7,297.95
100 -00-0000-20609 -					
THS Creative Minds	-2,572.87	.00	.00	.00	-2,572.87
100 -00-0000-20611 -					
THS ACADEMIC DECATHLON	-2,017.50	.00	.00	.00	-2,017.50
100 -00-0000-20613 -					
THS LATIN CLUB	-137.83	.00	.00	.00	-137.83
100 -00-0000-20614 -					
THS CHORAL GROUP	-5,838.25	.00	.00	.00	-5,838.25
100 -00-0000-20615 -					
THS ITALIAN CLUB	-724.65	.00	.00	.00	-724.65
100 -00-0000-20617 -					
THS FUTURE BUSINESS LEADERS	-2,813.86	.00	.00	.00	-2,813.86
100 -00-0000-20619 -					
FRENCH HONOR SOCIETY	-396.00	.00	.00	.00	-396.00
100 -00-0000-20620 -					
THS FRENCH CLUB	-877.64	.00	.00	.00	-877.64
100 -00-0000-20621 -					
THS MISCELLANEOUS	-1,705.30	.00	.00	.00	-1,705.30
100 -00-0000-20622 -					
THS IN/OUT	-2,605.12	.00	.00	.00	-2,605.12
100 -00-0000-20624 -					
THS SPANISH CLUB	-1,012.97	.00	.00	.00	-1,012.97
100 -00-0000-20625 -					
THS SODA MACHINE	-493.91	.00	164.25	-164.25	-658.16
100 -00-0000-20627 -					
THS World Lang.HONOR SOCIETIES	-2,002.41	.00	.00	.00	-2,002.41
100 -00-0000-20628 -					
THS A.V. CLUB	-172.13	161.00	.00	161.00	-11.13

ACCOUNT ACCOUNT NAME	BEG. BALANCE	DEBITS	CREDITS	NET CHANGE	END BALANCE
100 -00-0000-20629 - THS SUNSHINE FUND	-519.38	.00	.00	.00	-519.38
100 -00-0000-20630 - THS SKI CLUB	-58.33	.00	.00	.00	-58.33
100 -00-0000-20631 - THS SOAR Enterprises	-3,272.12	50.10	.00	50.10	-3,222.02
100 -00-0000-20633 - THS WE THE PEOPLE	-121.96	.00	.00	.00	-121.96
100 -00-0000-20637 - THS Ethics Club	177.95	.00	.00	.00	177.95
100 -00-0000-20639 - THS MODEL U.N. CLUB	-1,901.80	.00	.00	.00	-1,901.80
100 -00-0000-20640 - THS INTERACT CLUB	-57.24	.00	.00	.00	-57.24
100 -00-0000-20641 - THS THESPIAN SOCIETY	-13,767.34	1,889.44	2,960.00	-1,070.56	-14,837.90
100 -00-0000-20642 - THS Youth to Youth	-1,110.62	700.00	.00	700.00	-410.62
100 -00-0000-20643 - THS GRADUATION-CAP & GOWNS	-32,102.48	17,572.00	.00	17,572.00	-14,530.48
100 -00-0000-20644 - THS ROBOTICS CLUB	-4,328.45	317.98	.00	317.98	-4,010.47
100 -00-0000-20645 - THS LINK CREW LEADERS	-24,684.77	2,823.10	92.79	2,730.31	-21,954.46
100 -00-0000-20646 - THS CHEERLEADING	-56.99	545.00	.00	545.00	488.01
100 -00-0000-20647 - THS FASHION CLUB	-390.12	.00	.00	.00	-390.12
100 -00-0000-20648 - THS Shades Club	-2,359.34	.00	.00	.00	-2,359.34
100 -00-0000-20649 - THS Dance Team	-100.00	.00	.00	.00	-100.00
100 -00-0000-20702 - THS PEER LEADERS	-412.43	104.40	.00	104.40	-308.03
100 -00-0000-20703 - THS PEER MEDIATION CLUB	-3,498.74	.00	.00	.00	-3,498.74
100 -00-0000-20704 - THS BOYS TENNIS	-2,273.77	.00	.00	.00	-2,273.77
100 -00-0000-20706 - THS NATIONAL ENGLISH HONOR SOC	-7,343.26	2,015.00	.00	2,015.00	-5,328.26
100 -00-0000-20707 - THS NATIONAL HONOR SOCIETY	1,806.97	.00	.00	.00	1,806.97
100 -00-0000-20708 - THS POETRY	-55.40	.00	.00	.00	-55.40
100 -00-0000-20709 - THS ALT METHODS OF PYMNT	37.77	.00	.00	.00	37.77
100 -00-0000-20710 - THS GIRLS BASKETBALL	-4,235.41	.00	.00	.00	-4,235.41
100 -00-0000-20711 - THS BOYS BASKETBALL	-40.27	.00	.00	.00	-40.27
100 -00-0000-20712 - THS GLOW CLUB	-83.00	.00	.00	.00	-83.00
100 -00-0000-20713 -					

ACCOUNT ACCOUNT NAME	BEG. BALANCE	DEBITS	CREDITS	NET CHANGE	END BALANCE
THS GRAPHIC DESIGN	-214.00	.00	.00	.00	-214.00
100 -00-0000-20714 -					
THS GYMNASTICS	-2,378.63	.00	.00	.00	-2,378.63
100 -00-0000-20715 -					
THS BUS.ED.ENTREPRENEUR	-862.85	.00	.00	.00	-862.85
100 -00-0000-20718 -					
THS GIRLS CROSS COUNTRY	-22.25	.00	.00	.00	-22.25
100 -00-0000-20719 -					
THS GOLF	-566.95	.00	.00	.00	-566.95
100 -00-0000-20726 -					
THS GIRLS INDOOR TRACK	177.98	.00	.00	.00	177.98
100 -00-0000-20727 -					
THS BOYS INDOOR TRACK	-2,276.96	.00	.00	.00	-2,276.96
100 -00-0000-20728 -					
THS MOCK TRIAL	-161.46	.00	.00	.00	-161.46
100 -00-0000-20732 -					
THS GIRLS OUTDOOR TRACK	-1,269.74	.00	.00	.00	-1,269.74
100 -00-0000-20733 -					
THS GIRLS TENNIS	-1,432.40	.00	.00	.00	-1,432.40
100 -00-0000-20736 -					
THS Allies for Angles	-1,570.20	.00	.00	.00	-1,570.20
100 -00-0000-20737 -					
THS Science Honor Society	-348.03	75.00	.00	75.00	-273.03
100 -00-0000-20740 -					
E Sports	.00	1,190.88	8,580.00	-7,389.12	-7,389.12
100 -00-0000-20810 -					
Trumbull Football Alumni Assoc	-1,000.00	.00	.00	.00	-1,000.00
100 -00-0000-24004 -					
Due to Fund 001/Town	-25,811.41	.00	7,708.62	-7,708.62	-33,520.03
100 -00-0000-24008 -					
Due to Fund 205/BOE Programs	-40.00	.00	.00	.00	-40.00
100 -00-0000-29280 -					
ACCOUNTS PAYABLE	.00	42,366.01	42,366.01	.00	.00
<hr/>					
TOTALS FOR FUND 100					
STUDENT ACTIVITY FUND	.00	158,252.41	158,252.41	.00	.00
<hr/>					
REPORT TOTALS	.00	158,252.41	158,252.41	.00	.00

FOR 2023 03

	ORIGINAL APPROP	TRANFRS/ ADJSTMTS	REVISED BUDGET	YTD EXPENDED	ENCUMBRANCES	AVAILABLE BUDGET	PCT USED
2009010 IDEA-611 20977	0	1,667,031	1,667,031	127,565.98	1,243,530.13	295,934.89	82.2%
2009011 IDEA-611 NP 20977	0	98,778	98,778	2,898.62	34,783.50	61,095.72	38.1%
2009080 TITLE III-A 20868	0	22,164	22,164	2,339.66	28,075.86	-8,251.37	137.2%
2009081 TITLE III-A NP	0	3,875	3,875	.00	.00	3,875.16	.0%
2009112 ESSER NonPublic 9.30.22	0	16,733	16,733	.00	16,073.87	658.84	96.1%
2009118 ESSER II-\$25K SERA 6.30.23	0	14,961	14,961	.00	.00	14,961.47	.0%
2009119 ESSER II-SERA 6.30.23	0	65,723	65,723	9,920.00	.00	55,803.37	15.1%
2009120 ESSER II 9.30.23	0	117,110	117,110	48,581.70	568,676.48	-500,147.84	527.1%
2009121 ESSER ARP 9.30.24	0	1,243,029	1,243,029	33,542.04	402,504.36	806,982.60	35.1%
2009124 ARP IDEA 611 6.30.23	0	312,913	312,913	43,004.36	122,869.60	147,038.93	53.0%
2009125 ARP IDEA 619 6.30.23	0	17,351	17,351	.00	.00	17,351.00	.0%
2009140 TITLE I 20679	0	28,540	28,540	26,516.60	298,485.61	-296,461.82	1138.7%
2009141 TITLE I NP	0	2,890	2,890	.00	.00	2,889.78	.0%
2009301 TITLE IV-A NP 20873	0	2,546	2,546	.00	.00	2,546.06	.0%
2009350 HEADSTART ABCD OCT-SEPT	0	66,470	66,470	56,320.24	270,086.79	-259,936.99	491.1%
2009370 HEADSTARTFOOD-CACFP 10/1-9/	0	4,265	4,265	382.24	.00	3,882.63	9.0%
2009450 IDEA PRE-K 20983	0	46,407	46,407	3,089.22	31,140.47	12,176.95	73.8%
2009460 OPEN CHOICE	0	322,920	322,920	136,264.19	16,607.52	170,048.72	47.3%
2009470 PERKINS GRANT 20742	0	0	0	.00	1,250.00	-1,250.00	100.0%
2009480 TITLE II PART A 20858	0	92,090	92,090	.00	.00	92,089.83	.0%
2009481 TITLE II-A NP 20858	0	16,786	16,786	.00	.00	16,785.99	.0%
2009505 TPAUD-DFC	0	165,053	165,053	38,267.69	500.00	126,285.48	23.5%
2009509 TPAUD-Local Prevention Coun	0	5,663	5,663	.00	2,773.40	2,889.50	49.0%
2009520 MAGNET TRANSPORTATION	0	102,800	102,800	.00	.00	102,800.00	.0%
2009710 SPED Stipend	0	10,000	10,000	10,000.00	.00	.00	100.0%
2009712 SPEDStipend-ParaDevlpmnt	0	5,000	5,000	.00	5,000.00	.00	100.0%
GRAND TOTAL	0	4,451,099	4,451,099	538,692.54	3,042,357.59	870,048.90	80.5%

** END OF REPORT - Generated by Peg Brindisi **

Trumbull Board of Education												
Special Revenue BOE Programs												
7/1/22 to 9/30/22										Fund Balance(Deficit) as of		
Org#	Description	Org	Obj	Prj	Revenues	Adj Journal for Prior Year Unliquidate d POs closed out to the Fund Balance	Operating Transfer In (Out) also reflected in Revenue (Expense)	Expenditures	Encumbrances	Revenues over (under) Expenditures includes Operating Transfers	7/1/22	9/30/2022
2051660	ACE Foundation	205	31510	Ace	-	-	-	-	-	-	58	58
2059530	Agriscience	205	31510	Agri	-	-	-	13,190	1,470	(14,660)	203,581	188,921
2051121	Athletics	205	31510	Athle	115,399	-	-	8,539	30,953	75,907	151,433	227,340
2052651	Building Use	205	31510	bldgu	10,893	-	-	9,680	197	1,016	27,577	28,593
2051650	Continuing Ed	205	31510	ContE	19,376	-	-	6,234	12,022	1,120	3,493	4,612
2051100	Driver's Education	205	31510	DrEd	2,160	-	-	-	-	2,160	22,874	25,034
2051717	Elementary Strings/Band	205	31510	Pay	55,031	-	-	17,055	177,289	(139,313)	25,301	(114,012)
2051713	ELITE Business Program	205	31510	ELITE	13,930	-	-	27,607	61,698	(75,375)	2,976	(72,399)
2056230	Guidance/Testing	205	31510	Guid	105	-	-	-	-	105	11,305	11,410
2059240	Interdistrict	205	31510	Inter	370,416	-	-	21,127	233,266	116,023	41,078	157,101
2059540	Madison Grant	205	31510	Mad	-	-	-	-	-	-	368	368
2059490	THS Miscellaneous	205	31510	Misc	-	-	-	-	-	-	2,401	2,401
2051019	PE Day	205	31510	PE	-	-	-	-	-	-	247	247
2051200	SBCH-PPS Medicaid Program	205	31510	Medic	84,663	-	-	18,789	56,821	9,053	4,308	13,361
2055904	Rebates	205	31510	Reb	60,994	-	-	(609)	7,000	54,603	34,532	89,135
2051600	Summer Explorations	205	31510	SS	276,915	-	-	180,123	28,231	68,560	2,838	71,398
2052221	Take Home Device Insurance	205	31510	Take	32,740	-	-	62	-	32,678	(40)	32,637
2057100	THS AP Testing	205	31510	TEST	-	-	-	-	-	-	17,500	17,500
2051380	THS Auditorium	205	31510	Audi	0	-	-	-	-	0	3,762	3,762
2059400	THS Connections	205	31510	Cnnct	-	-	-	-	-	-	1,125	1,125
2059450	THS Culinary Kitchen Catering	205	31510	Culin	458	-	-	920	650	(1,112)	5,960	4,848
2055400	THS Musical	205	31510	music	-	-	-	7,394	22,128	(29,522)	44,953	15,430
2059510	Typical or Troubled Grant	205	31510	typic	-	-	-	-	-	-	643	643
2056207	Used Book Sales	205	31510	UsedB	-	-	-	-	-	-	2,145	2,145
2055213	Voluntary Insurance	205	31510	VISION	-	-	-	20,999	141,202	(162,201)	3,341	(158,860)
	Total Special Revenue Fund				1,043,080	-	-	331,112	772,927	(60,959)	613,758	552,798
* TECEC-Trumbull Early Childhood Education Center												
* REACH-Regional Educational Academic and Counseling Help												
* IIP-Interim Instructional (transition) Program												

School Lunch Financials for 2022-2023 School Year - FUND 210

	7/31/2022 YTD	7/31/2022 Month	8/31/2022 YTD	8/31/2022 Month	9/30/2022 YTD	9/30/2022 Month
Balance Sheet						
Assets:						
Cash	2,353,522		2,651,224		2,731,309	
Receivables	353,365		94,481		241,334	
Inventory	36,643		36,643		84,817	
Prepaid Expense	-		-		-	
Due From Others	-		-		-	
Total Assets:	2,743,529		2,782,347		3,057,460	
Liabilities:						
Accounts Payable	-		-		285,869	
Deferred Revenue	78,517		117,296		122,734	
Due to Town	1,142,004		1,194,143		1,342,132	
Reserve for Encumbrance	-		-		-	
Total Liabilities:	1,220,521		1,311,439		1,750,735	
Fund Balances:	1,523,008		1,470,908		1,306,725	
Statement of Revenues, Expenditures and Changes in Fund Balances						
Revenue/increases:						
Food Sales/Charges for Service	297	297	747	450	70,562	
Intergovernmental	(0)	(0)	0	0	151,685	
Other Income/Interest	-	-	-	-	-	
Intergovernmental (Town) Transfer	-	-	-	-	-	
Increases	-	-	-	-	-	
Total revenue/increases	297	297	747	450	222,247	
Expenses/decreases						
Wages	-	-	6,707	6,707	115,832	109,124
FICA	-	-	470	470	6,078	5,608
Medical	46,860	46,860	91,804	44,944	124,028	32,224
Other Expenses	(468)	(468)	(102)	367	22,817	22,918
Supplies	-	-	62	62	15,309	15,248
Cost of Food	-	-	-	-	193,051	193,051
Equipment/Capital	-	-	-	-	7,511	7,511
Intergovernmental Transfer	-	-	-	-	-	-
Decreases	-	-	-	-	-	-
Total Expenditures/Increases	46,392	46,392	98,942	52,550	484,626	385,684
Incr/(Decr) in fund balances before operating transfers	(46,095)		(98,195)		(262,379)	
Operating Transfers in/(out)	-		-		-	
Incr/(Decr) in fund balances after operating transfers	(46,095)		(98,195)		(262,379)	
Fund Balances:						
Beginning of year	1,569,104		1,569,104		1,569,104	
End of period	1,523,008		1,470,908		1,306,725	
Months Revenue Control	297		450		221,501	
Month Expenditure Control	46,392		52,550		385,684	
Profit (Loss) for the month	(46,095)		³⁵ (32,100)		(164,183)	

School Lunch Financials As of September 30, 2022 - FUND 210

Balance Sheet as of 9/30	Budget	9/30/22 School Lunch	Encumbered	Available/ (Over)	9/30/21 School Lunch	YTY Diff.	% Change
Assets:							
Cash		2,731,309			1,592,797	1,138,512	71.48%
Receivables		241,334			379,379	(138,045)	-36.39%
Inventory		84,817			64,993	19,824	30.50%
Prepaid Expense					-		
Due From Others					-		
Total Assets:		3,057,460			2,037,169	1,020,290	50.08%
Liabilities:							
Accounts Payable		285,869			743,391	(457,522)	-61.55%
Deferred Revenue		122,734			126,636	(3,903)	-3.08%
Due to Town		1,342,132			898,306	443,826	49.41%
Reserve for Encumbrance					5,154	(5,154)	
Total Liabilities:		1,750,735			1,773,487	(22,752)	-1.28%
Fund Balances:		1,306,725			263,682	1,043,043	395.57%

Statement of Revenues, Expenditures and Changes in Fund Balances for the 1 month ended 9/30

Revenue/increases:

Food Sales/Charges for Service	423,000	70,562	-	352,438	79,519	(8,957)	-11.26%
Intergovernmental	104,550	151,685	-	(47,135)	323,393	(171,708)	-53.10%
Other Income/Interest							
Intergovernmental (Town) Transfer							
Increases							

Total revenue/increases	527,550	222,247	-	305,303	402,913	(180,665)	-44.84%
--------------------------------	---------	---------	---	---------	---------	-----------	---------

Expenses/decreases

Wages	129,069	115,832	896,998	(883,761)	88,432	27,400	30.98%
FICA	15,272	6,078	-	9,194	4,991	1,087	21.79%
Medical	93,867	124,028	393,729	(423,891)	113,044	10,984	9.72%
Other Expenses	5,081	22,817	-	(17,736)	20,617	2,200	10.67%
Supplies	7,500	15,309	61,293	(69,103)	11,157	4,152	37.22%
Cost of Food	232,011	193,051	1,046,837	(1,007,877)	139,515	53,536	38.37%
Equipment/Capital	11,174	7,511	-	3,663	-	7,511	
Intergovernmental (Town) Transfer							
Decreases							

Total Expenditures/Decreases	493,974	484,626	2,398,858	(2,389,510)	377,756	106,871	28.29%
-------------------------------------	---------	---------	-----------	-------------	---------	---------	--------

Incr/(Decr) in fund balances before operating transfers		(262,379)			25,157	(287,536)	-1142.96%
---	--	-----------	--	--	--------	-----------	-----------

Operating Transfers in/(out)

Incr/(Decr) in fund balances after operating transfers		(262,379)			25,157	(287,536)	-1142.96%
--	--	-----------	--	--	--------	-----------	-----------

Fund Balances:

Beginning of year		1,569,104			238,525	1,330,578	557.84%
End of period		1,306,725			263,682	1,043,043	395.57%

Months Revenue Control

Months Exp Control

Profit (Loss) for the month		(164,183)			99,938	(264,122)	-264.28%
-----------------------------	--	-----------	--	--	--------	-----------	----------

Trumbull Board of Education						
Scholarship Details						
7/1/22 to 9/30/22				Fund Balance as of 9/30/22		
Account Name	Revenues	Expenditures	Net Rev(Exp)	Restricted	Unrestricted	Total
Brewster	0	-	0	1,685	195	1,880
Peter Burke	1	-	1	-	7,447	7,447
K. Capobianco	0	-	0	-	1,640	1,640
Donna Cassidy	2	-	2	-	9,957	9,957
Citizenship/Holdsworth	0	-	0	-	40	40
Chelsea Cunha	157	-	157	-	33,699	33,699
Mary Curtiss	1	-	1	-	6,479	6,479
S. Dick Electronics	2	-	2	10,000	1,137	11,137
Ran Grinnell	0	-	0	-	1,094	1,094
Clare Hampford	1	-	1	-	3,892	3,892
G. Hartz	0	-	0	-	10	10
Peter Horton	10,250	-	10,250	-	10,250	10,250
Klein/ Danaher	1	-	1	-	3,242	3,242
Lorimer	0	-	0	-	78	78
Dr. Gloria Maina	0	-	0	-	557	557
Frances S. Mallett	0	-	0	-	165	165
Loretta McDougall	3	-	3	-	13,222	13,222
Karen Mraz	2	-	2	-	9,130	9,130
National Merit	0	-	0	-	537	537
Ralph Pascale	0	-	0	-	512	512
PHNA	2	-	2	8,000	1,038	9,038
Jill Resnick	3	-	3	-	15,916	15,916
R. Rossomando	1	-	1	5,190	971	6,161
R. Simses	1	-	1	2,500	314	2,814
R. Stowe	0	-	0	2,200	277	2,477
Trumbull High	0	-	0	-	1,114	1,114
Jennie N. Villano	0	-	0	-	212	212
Zink	2	-	2	10,000	1,140	11,140
Total Scholarship Fund	10,430	-	10,430	39,575	124,262	163,837

ELITE Program Financial Statements - August 31, 2022

<u>ORG</u>	<u>OBJ</u>	<u>ACCOUNT</u>	<u>ACCOUNT DESCRIPTION</u>	<u>YTD ACTUAL</u>	<u>July MTD</u>	<u>August MTD</u>	<u>August Encumbrance</u>	<u>August Available</u>
2051713	40400	205 -00-1713-40400 -	REVENUE	<u>-\$7,590.00</u>	<u>-\$4,032.00</u>	<u>-\$3,558.00</u>	<u>\$0.00</u>	<u>\$7,590.00</u>
2051713	40401	205 -00-1713-40401 -	Transfer	\$0.00	\$0.00	\$0.00	\$0.00	\$0.00
2051713	51114	205 -00-1713-51114 -	DIR/COORD	\$0.00	\$0.00	\$0.00	\$0.00	\$0.00
2051713	51120	205 -00-1713-51120 -	AIDE-CLSRM	\$5,545.08	\$1,918.44	\$3,626.64	\$0.00	-\$5,545.08
2051713	52001	205 -00-1713-52001 -	FICA/MEDIC	\$201.00	\$56.35	\$144.65	\$0.00	-\$201.00
2051713	53300	205 -00-1713-53300 -	OTHER PROF	\$0.00	\$0.00	\$0.00	\$0.00	\$0.00
2051713	54000	205 -00-1713-54000 -	PURCH.PROP	\$987.88	\$493.64	\$494.24	\$5,612.12	-\$6,600.00
2051713	54101	205 -00-1713-54101 -	ELECTRIC	\$549.77	\$549.77	\$0.00	\$2,950.23	-\$3,500.00
2051713	54410	205 -00-1713-54410 -	RENT	\$7,916.66	\$3,958.33	\$3,958.33	\$40,533.30	-\$48,449.96
2051713	54900	205 -00-1713-54900 -	PROP SERV	\$2,440.11	\$0.00	\$2,440.11	\$6,508.74	-\$8,948.85
2051713	55000	205 -00-1713-55000 -	Other Purc	\$618.12	\$309.06	\$309.06	\$3,253.88	-\$3,872.00
2051713	55101	205 -00-1713-55101 -	REG RTS	\$0.00	\$0.00	\$0.00	\$0.00	\$0.00
2051713	56000	205 -00-1713-56000 -	Supplies	\$951.79	\$210.46	\$741.33	\$7,302.57	-\$8,254.36
2051713	56202	205 -00-1713-56202 -	NATUR. GAS	\$0.00	\$0.00	\$0.00	\$300.00	-\$300.00
2051713	57000	205 -00-1713-57000 -	Equipment	\$699.00	\$0.00	\$699.00	\$0.00	-\$699.00
2051713	58900	205 -00-1713-58900 -	DUES	<u>\$166.93</u>	<u>\$101.44</u>	<u>\$65.49</u>	<u>\$0.00</u>	<u>-\$166.93</u>
Expense Total				<u>\$20,076.34</u>	<u>\$7,597.49</u>	<u>\$12,478.85</u>	<u>\$66,460.84</u>	<u>-\$86,537.18</u>
Total Profit / Loss (- / +)				<u>\$12,486.34</u>	<u>\$3,565.49</u>	<u>\$8,920.85</u>	<u>\$66,460.84</u>	<u>-\$78,947.18</u>

File: ELITE - August Financials