

TRUMBULL PUBLIC SCHOOLS

TRUMBULL, CONNECTICUT

Finance Committee of the
Trumbull Board of Education
Long Hill Administration Building – Auditorium

Tuesday, October 11, 2022

1:30 PM

Meeting ID:

meet.google.com/kpb-zded-rns

Join by phone:

(US) +1 415-985-8340 PIN: 178 801 867#

MEETING AGENDA

1. Approval of minutes of September 15th meeting.
2. Review of Financials Statements for the months ending July and August 2022.
 - a. Fund 001 the BOE General Fund
 - b. Fund 009 the Town's Fund for Non-Public school expenditures
 - c. Fund 100 Student Activities
 - d. Fund 200 State and Federal grants
 - e. Fund 205 Special Revenue Funds
 - f. Fund 210 Food Service
 - g. Fund 300 Scholarships formerly Expendable Trust
3. Adjourn

TRUMBULL PUBLIC SCHOOLS
TRUMBULL, CONNECTICUT

Finance Committee Of the
Trumbull Board of Education

Meeting Minutes

Date of Meeting: Thursday, September 15, 2022

Attendees: Committee Members: Jackie Norcel, Julia McNamee; Absent: Chris Bandecchi. Staff: Paul Hendrickson and Peg Brindisi; Public: Michael Barker and Mary Issac (via Google Meet).

Location: Long Hill – Ellie’s Room

The meeting was called to order at 4:31 pm.

The minutes of the June 23, 2022 and August 5, 2022 meetings were approved 2-0 (Ms. McNamee moved, Ms. Norcel seconded).

Mr. Hendrickson reviewed the financial reports as of fiscal year-end June 30, 2022 including:

- a. Fund 001 the BOE General Fund
- b. Fund 009 the Town’s Fund for Non-Public school expenditures
- c. Fund 100 Student Activities
- d. Fund 200 State and Federal grants
- e. Fund 205 Special Revenue Funds
- f. Fund 210 Food Service
- g. Fund 300 Scholarships formerly Expendable Trust

Mr. Hendrickson listed the activities that the Business Office had dealt with over the summer: 2021-22 closing, transition to a new health benefits provider, upgrade to MUNIS, and M&T Bank’s acquisition of People’s Bank, and others.

In addition to his narrative on the financial report, Mr. Hendrickson provided the Committee with answers to most of Ms. McNamee’s e-mailed questions

Ms. McNamee made a motion to accept the Financial Report and forward it to the Board of Education. The motion was seconded by Ms. Norcel. The motion passed 2-0.

Mr. Hendrickson reviewed the requested year-end transfers by object with the Committee; there was no net change in the bottom line. Ms. McNamee made a motion to approve the transfers and forward it to the Board of Education. The motion was seconded by Ms. Norcel. The motion passed 2-0.

Mr. Hendrickson presented a proposal to transfer the 2021-22 year-end available balance and the unliquidated 2020-21 encumbrances to the non-lapsing account to fund the technology plan. Ms.

McNamee made a motion to forward the request to the Board of Education for their approval/disapproval. Ms. Norcel seconded the motion. The motion passed 2-0.

The meeting was adjourned at 5:39 pm.

Respectfully submitted,

Paul Hendrickson

Attachments

DRAFT

October 11, 2022 – Board of Education Finance Committee Report

Operating Budget (001):

- 1) Due to timing this is a joint presentation of the July and August 2022 financial statements.
 - a. Since there was and has been minimal activity in July, I will focus on the August statements.
- 2) The presentation begins with four graphs: Total Budget, Salaries, Benefits, and Utilities which illustrate the cumulative spend as a percentage of the respective budget at year end.
 - a. Cumulative Total Board of Education Budget % by Month: 7.0%
 - i. In the past three years this has ranged from 4.6% => 7.7%.
 - b. Salaries (which are approximately 66.6% of the budget): 3.6%
 - i. In the past three years this has ranged from 3.5% => 4.1%.
 - c. Benefits (which are 17.2% of the budget) spent: 16.5%
 - i. In the past three years this has ranged from 15.7% => 16.4%.
 - ii. Salaries and benefits make up 83.8% of the budget.
 1. Through August 31, the District has spent 6.2% of the combined budgets.
 2. The range over the past three years has been 6.0% => 6.4%.
 - d. Utilities (Electricity + Water) spent YTD = 9.6% of budget.
 - i. Last three years: 8.3% => 12.6%
- 3) There are a few items I would like to point out under the **bolded** categories below (please refer both to the two-page summary and the fourteen-page detailed general fund financials in the package):
 - a. Salaries: Each year not all salary categories are encumbered until September's report.
 - b. Employee Benefits: Health benefits shows a \$259,012 deficit; however, this account may be over-encumbered as the District settles its final invoices with the previous carriers.
 - i. The Business Office is reviewing this budget based on changes in personnel and the change in carrier.
 - c. Purchased Professional Services:
 - i. Transportation – Professional Services = -\$15,000. This is due to contracting with Transportation Advisory Services to assist with the Transportation RFP.
 - ii. Data Services – Training = -\$7,200. This is due to training services associated with the MUNIS upgrade.
 - d. Other Objects:
 - i. Business Office – Intergovernmental Transfer = -\$466,000
 - ii. This credit consists of three items transferred from the 205 accounts:
 1. \$300,000 from the Athletic Fund
 2. \$100,000 from E-Rate (Technology)
 3. \$66,300 from Magnet School Transportation.

Town Accounts (009)

- 1) July expenses = \$12,869; August expenses = \$11,802.

- 2) Year-to-Date (YTD spend) = \$24,671 (18.9% of the budget).

Student Activities Accounts (100)

- 1) The aggregate balance of accounts decreased \$3,321 from \$367,615 (7/31) => \$364,294 (8/31).
- 2) The balance was \$334,724 at the start of the year (7/1).

Grants (200)

- 1) There was little change in grant available balance from July to August.
- 2) Headstart ABCD and TPAUD-Local Prevention available balances are because they are Federal programs which are not funded until October.

Special Revenue Funds (205)

- 1) The Special Revenue Funds which show a deficit is because either they have little or no revenue while the accounts have been encumbered.
- 2) Attached is a monthly profit and loss statement for the ELITE program.
- 3) Also, please note the Summer Explorations performance. Our recent hire Christine Marr has done an excellent job in tracking the progress of each program.
- 4) The Voluntary Insurance account is a self-liquidating account. This means that each month employees signed-up for additional life insurance make a payment which reduces the deficit.
 - a. Note that at July 1st the account had a balance of \$3,341.

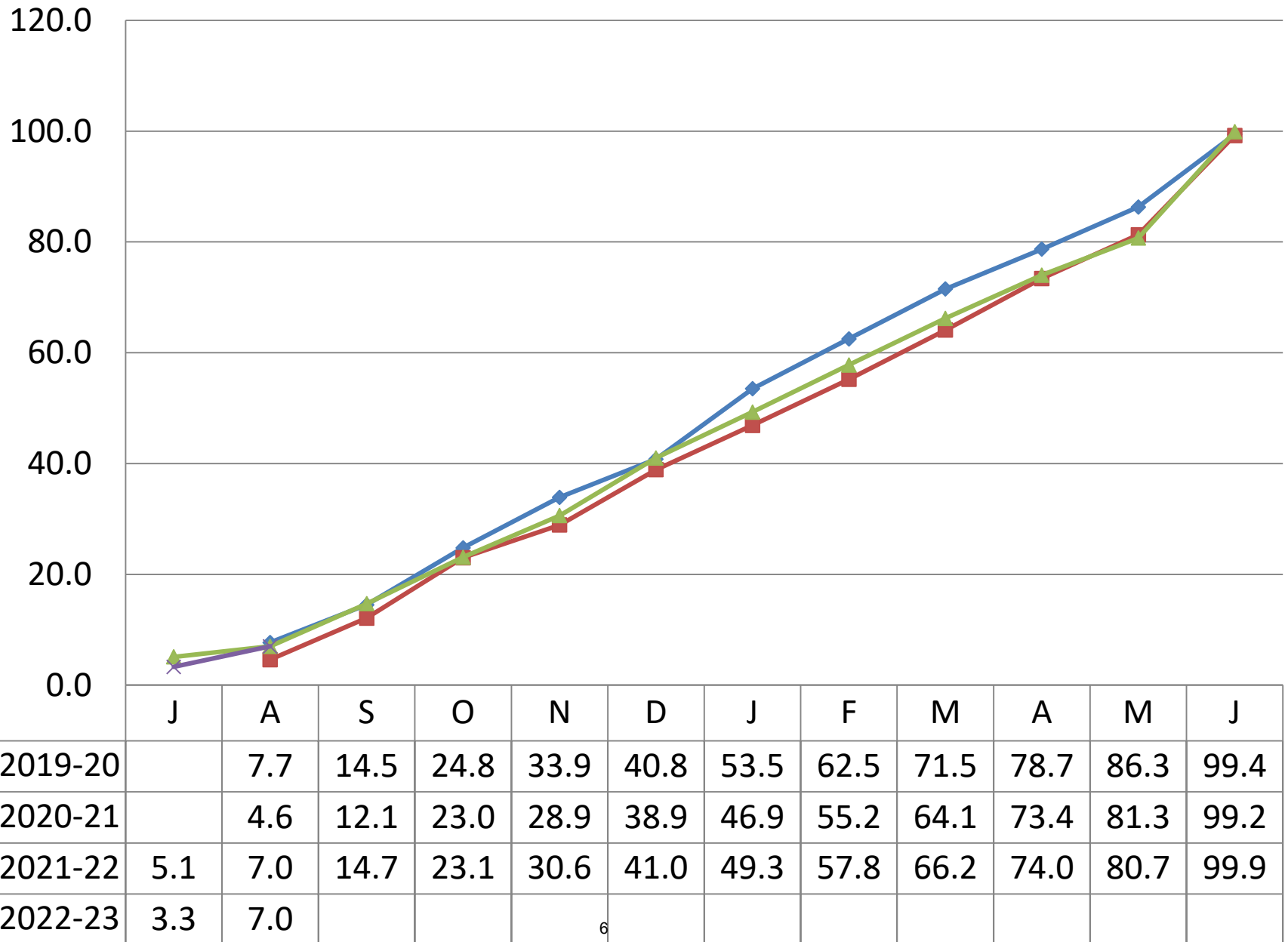
Food Service (210)

- 1) Due to virtually no food service during July and August there was minimal revenue; however, since benefits are invoiced monthly, the losses for the two months were:
 - a. August loss = -\$52,100
 - b. July loss = -\$46,095
- 2) The Seamless Summer Option (SSO) program ended on June 30th.
 - a. It has been replaced by the SMART program which is similar to SSO, but is only funded to \$829K and students will have to pay after the funds are expended.
 - i. Since there was only one day of school in August, the claim for reimbursement from the State included August and September. It was submitted on October
- 3) At August 31, 2022, District's cash account = \$2,651,224 while the "Due to Town Account" = \$1,194,143 resulting in a \$1,457,081 net cash position.

Scholarships (300)

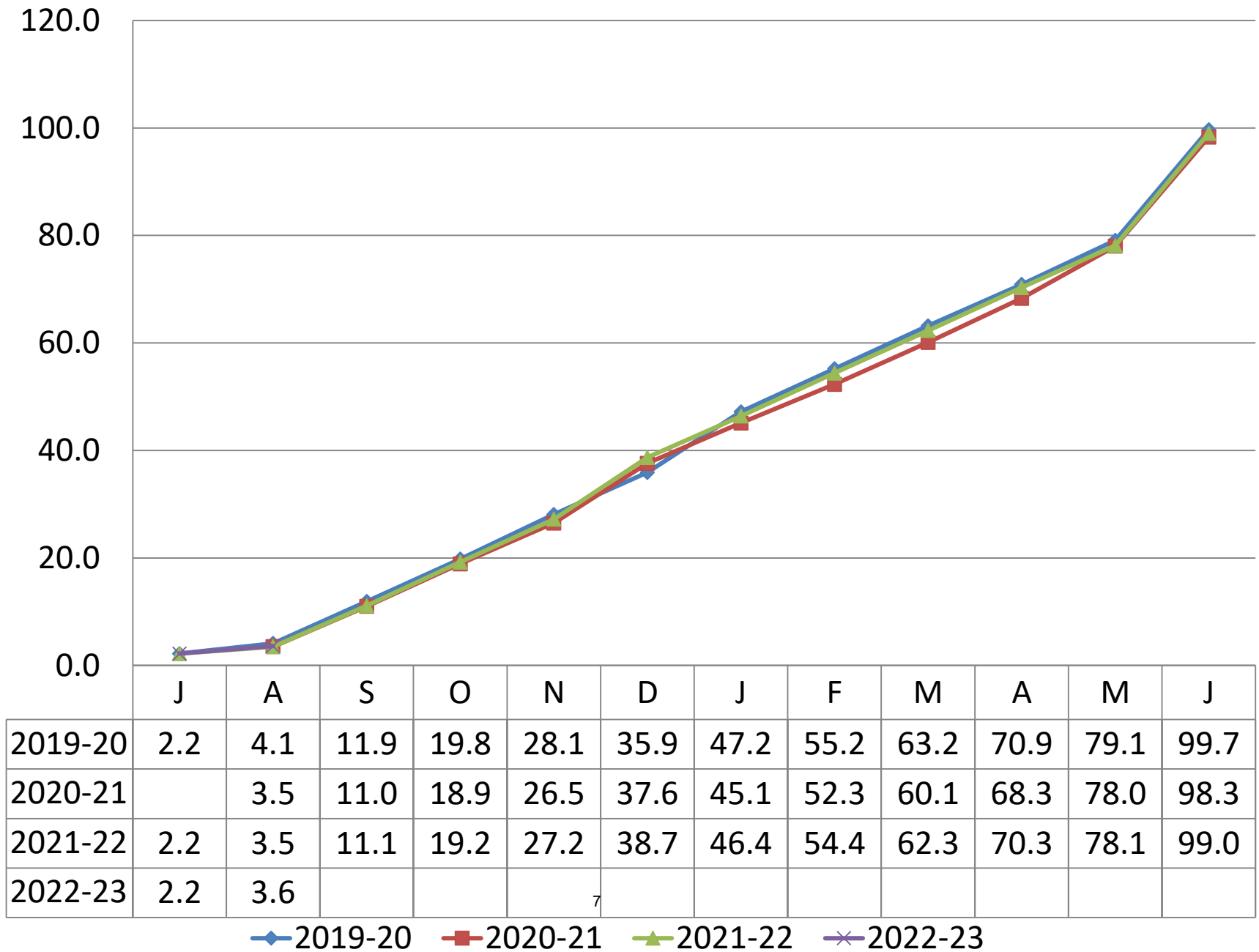
- 1) The balance of the Scholarship Fund was \$153,407 at 7/31, no change from 6/30, i.e., there was no activity in July.
- 2) At 8/31 the balance was \$162,002 an increase of \$8,595 primarily due to \$8,415 contributed in the memory of Peter Horton. There were no expenditures in July, so the balance remained at opening balance of \$153,407.

Cumulative Total Board of Education Budget % By Month



◆ 2019-20
 ■ 2020-21
 ▲ 2021-22
 × 2022-23

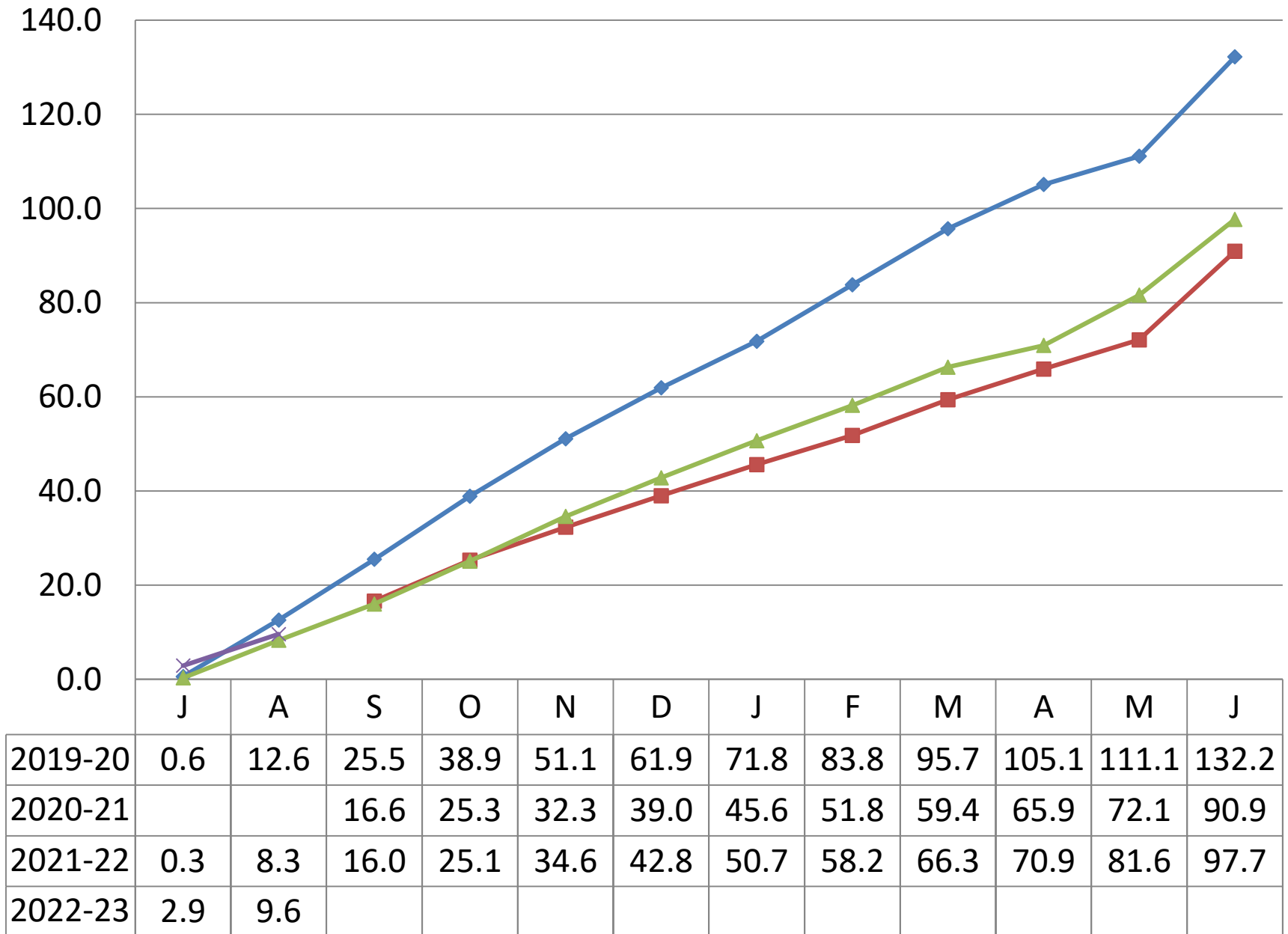
Cumulative Board of Education Salaries Budget % By Month



[illegible][illegible]

—◆— 2019-20 —■— 2020-21 —▲— 2021-22 —✖— 2022-23

Cumulative Board of Education Utilities Budget % By Month



◆ 2019-20
 ■ 2020-21
 ▲ 2021-22
 × 2022-23

10/04/2022 10:26
 1791pbri

TRUMBULL BOE, CT
 YEAR-TO-DATE BUDGET REPORT

P 1
 glytdbud

FOR 2023 02

	ORIGINAL APPROP	TRANFRS/ ADJSTMTS	REVISED BUDGET	YTD EXPENDED	ENCUMBRANCES	AVAILABLE BUDGET	PCT USED
001 BOE GENERAL FUND	115,915,558	0	115,915,558	8,088,093.70	38,220,253.00	69,607,211.30	40.0%
009 TOWN ACCOUNTS FUND	0	1,304,548	1,304,548	24,671.90	93,585.88	1,186,290.22	9.1%
200 GRANTS FUND	0	4,320,436	4,320,436	229,555.92	336,660.89	3,754,219.32	13.1%
205 SPECIAL REVENUE FUND	0	613,758	613,758	265,875.75	487,914.80	-140,033.05	122.8%
210 SCHOOL LUNCH FUND	0	154,196	154,196	98,941.88	1,960,577.31	-1,905,323.19	1335.7%

GRAND TOTAL 115,915,558 6,392,938 122,308,496 8,707,139.15 41,098,991.88 72,502,364.60 40.7%

** END OF REPORT - Generated by Peg Brindisi **

Trumbull Board of Education Expense vs Budget Summary
Report for the Period Ended 8/31/2022

<u>Object Description</u>	<u>Code</u>	<u>Revised</u>	<u>Expended</u>	<u>Committed/ Estimates</u>	<u>Available/ (Over)</u>	<u>% Spent or Committed</u>
<u>100</u>						
Admin/Supervisors		\$4,969,444	\$904,838	\$4,040,197	\$24,409	100%
Teachers		\$55,851,515	\$412,682	\$169,687	\$55,269,146	1%
Custodians/Maintenance		\$3,942,573	\$521,550	\$3,096,171	\$324,852	92%
Tech Support		\$514,173	\$95,292	\$406,734	\$12,148	98%
Admin Support		\$2,717,863	\$422,428	\$2,401,540	-\$106,104	104%
Paras & Aides		\$5,463,591	\$140,506	\$508,869	\$4,814,216	12%
Substitutes		\$834,900	\$3,672	\$831,588	-\$360	100%
Coaches & Advisors		\$846,161	\$6,813	\$842,420	-\$3,072	100%
Salaries Other		\$1,690,303	\$55,950	\$986,404	\$647,950	62%
Misc Salary Items		\$398,000	\$200,542	\$0	\$197,458	50%
Salaries	Total	\$77,228,523	\$2,764,272	\$13,283,608	\$61,180,643	21%
<u>200</u>						
Health Insurance		\$17,401,837	\$3,123,856	\$14,536,993	-\$259,012	101%
FICA		\$1,932,381	\$116,610	\$1,815,771	\$0	100%
Other Insurance		\$339,000	\$21,012	\$310,007	\$7,981	98%
Unemployment		\$50,000	\$0	\$50,000	\$0	100%
Benefits Other		\$198,000	\$27,457	\$165,755	\$4,788	98%
Employee Benefits	Total	\$19,921,218	\$3,288,934	\$16,878,527	-\$246,243	101%
<u>300</u>						
Legal		\$250,000	\$0	\$253,750	-\$3,750	102%
Service Contracts		\$464,667	\$117,004	\$22,000	\$325,663	30%
Consultants		\$275,000	\$29,558	\$242,425	\$3,017	99%
Other Prof Services		\$566,995	\$121,023	\$269,682	\$176,290	69%
Purchased Professional Services	Total	\$1,556,662	\$267,586	\$787,857	\$501,219	68%
<u>400</u>						
Utilities		\$1,159,705	\$110,875	\$1,044,830	\$4,000	100%
Repairs & Svc Fees		\$414,200	\$49,269	\$201,932	\$162,999	61%
Copiers		\$265,000	\$21,036	\$233,944	\$10,020	96%
Other Purch'd Property Svcs		\$112,500	\$13,623	\$103,676	-\$4,799	104%
Purchased Property Services	Total	\$1,951,405	\$194,804	\$1,584,382	\$172,220	91%
<u>500</u>						
Transportation		\$6,744,729	\$30,031	\$677,826	\$6,036,872	10%
Communications		\$299,700	\$91,061	\$250,012	-\$41,374	114%
Postage		\$46,000	\$535	\$45,465	-\$1	100%
Advertising		\$2,975	\$590	\$0	\$2,385	20%
Interns		\$341,250	\$0	\$341,250	\$0	100%
Tuition		\$3,961,698	\$522,239	\$2,817,060	\$622,399	84%
Printing		\$13,750	\$1,754	\$2,664	\$9,332	32%
Other Purch'd Svcs		\$421,694	\$65,783	\$48,013	\$307,898	27%
Purchased Other Services	Total	\$11,831,796	\$711,993	\$4,182,291	\$6,937,512	41%
<u>600</u>						
Supplies-Teaching		\$635,116	\$103,761	\$206,271	\$325,084	49%

Trumbull Board of Education Expense vs Budget Summary
Report for the Period Ended 8/31/2022

<u>Object Description</u>	<u>Code</u>	<u>Revised</u>	<u>Expended</u>	<u>Committed/ Estimates</u>	<u>Available/ (Over)</u>	<u>% Spent or Committed</u>
Supplies-Office		\$92,115	\$12,202	\$26,038	\$53,876	42%
Supplies-Custodial		\$116,000	\$39,283	\$138,398	-\$61,680	153%
Supplies-Maintenance		\$251,500	\$38,686	\$107,638	\$105,176	58%
Text & Workbooks		\$409,463	\$77,730	\$164,652	\$167,081	59%
Subscriptions		\$296,648	\$150,634	\$86,138	\$59,876	80%
Testing Materials		\$170,000	\$54,956	\$83,361	\$31,683	81%
Books & A/V		\$44,290	\$1,281	\$14,139	\$28,870	35%
Software		\$193,925	\$138,620	\$65,825	-\$10,520	105%
Energy		\$599,400	\$5,841	\$479,159	\$114,400	81%
Other Supplies		\$32,400	(\$323)	\$0	\$32,723	-1%
Supplies	Total	\$2,840,857	\$622,670	\$1,371,619	\$846,568	70%
	<u>700</u>					
Office Equipment		\$850	\$0	\$0	\$850	0%
Office Furniture		\$0	\$615	\$215	-\$830	#DIV/0!
Classroom Equipment		\$380,324	\$183,703	\$74,312	\$122,309	68%
Classroom Furniture		\$15,700	\$298	\$5,621	\$9,781	38%
Bldg Equipment		\$83,000	\$994	\$12,093	\$69,912	16%
Bldg Improvements		\$45,000	\$2,840	\$10,435	\$31,725	30%
Other Equipment		\$3,550	\$0	\$0	\$3,550	0%
Property	Total	\$528,424	\$188,450	\$102,676	\$237,298	55%
	<u>800</u>					
Dues, Fees and Memberships		\$521,973	\$49,385	\$29,293	\$443,295	15%
Other Objects		\$1,000	\$0	\$0	\$1,000	0%
Miscellaneous	Total	\$522,973	\$49,385	\$29,293	\$444,295	15%
	<u>900</u>					
Other-Ant Surpl/Excess Cst		(\$466,300)	\$0	\$0	-\$466,300	0%
Other Objects	Total	(\$466,300)	\$0	\$0	-\$466,300	0%
Munis Report Total		\$115,915,558	\$8,088,094	\$38,220,253	\$69,607,211	40%

**Trumbull Board of Education Expense vs Budget Detail
Report for the Period Ended 8/31/2022**

Account #	Account Description	Budget			Expended	Committed/	Available/
		Original	Transfers	Revised		Estimates	(Over)
Salaries							
Admin/Supervisors							
01011000-51113	TECEC-Admin-Admin Salaries	\$123,747	\$0	\$123,747	\$26,190	\$115,235	(\$17,678)
01011200-51114	PPS-Admin-Director/Coordinator	\$315,181	\$0	\$315,181	\$54,634	\$240,943	\$19,604
01402320-51114	Asst Super-Admin-Asst Superintendent	\$130,000	\$0	\$130,000	\$13,000	\$115,555	\$1,445
01412210-51113	D/W-Elem Asst Principal	\$0	\$0	\$0	\$0	\$0	\$0
01412210-51114	Curr Dir-Admin-Director	\$197,200	\$0	\$197,200	\$37,229	\$163,809	(\$3,838)
01422520-51125	Tech-Admin-Manager	\$137,932	\$0	\$137,932	\$25,543	\$112,389	\$0
01512400-51113	BHES-Admin-Principal	\$182,000	\$0	\$182,000	\$33,704	\$148,296	\$0
01522400-51113	FTES-Admin-Principal/Asst Principal	\$290,133	\$0	\$290,133	\$49,134	\$216,192	\$24,807
01532400-51113	DFES-Admin-Princiapl	\$182,000	\$0	\$182,000	\$33,704	\$148,296	\$0
01542400-51113	MBES-Admin-Principal	\$240,755	\$0	\$240,755	\$43,991	\$193,560	\$3,204
01552400-51113	JRES-Admin-Principal	\$171,244	\$0	\$171,244	\$31,712	\$139,532	\$0
01582400-51113	TSES-Admin-Principal	\$182,000	\$0	\$182,000	\$33,704	\$148,296	\$0
01612400-51113	HMS-Admin-Principal/Asst Principal	\$346,615	\$0	\$346,615	\$61,625	\$271,148	\$13,842
01622400-51113	MMS-Admin-Principal/Asst Principal	\$350,163	\$0	\$350,163	\$64,845	\$285,318	\$0
01711006-51114	THS-Ag Science-Director	\$80,651	\$0	\$80,651	\$14,935	\$65,716	\$0
01711019-51114	Sports-Sports General-Director	\$168,163	\$0	\$168,163	\$31,141	\$137,022	(\$0)
01712400-51113	THS-Admin-Principals	\$868,490	\$0	\$868,490	\$160,831	\$707,658	\$0
01741200-51113	Continuing Ed-Admin-Administrator	\$0	\$0	\$0	\$0	\$0	\$0
01822230-51125	Facilities-Admin-Director/Managers	\$247,562	\$0	\$247,562	\$46,326	\$203,836	(\$2,600)
01822230-51141	Facilities-Admin-Manager OT	\$0	\$0	\$0	\$0	\$0	\$0
01882700-51125	Trans-Admin-Manager	\$74,589	\$0	\$74,589	\$13,813	\$60,776	\$0
01902320-51115	Super-Admin-Superintendent	\$262,679	\$0	\$262,679	\$50,666	\$222,932	(\$10,920)
01912520-51113	Bus Off-Admin-Business Administrator	\$172,890	\$0	\$172,890	\$32,657	\$143,690	(\$3,457)
01912520-51129	Bus Off-Admin-Acctg Manager	\$88,623	\$0	\$88,623	\$16,412	\$72,211	(\$0)
01922530-51125	Asst Super-Dir Digital Learning	\$156,827	\$0	\$156,827	\$29,042	\$127,785	(\$0)
	Admin/Supervisors Total	\$4,969,444	\$0	\$4,969,444	\$904,838	\$4,040,197	\$24,409
Teachers							
01011000-51110	TECEC-Classroom-Teachers	\$808,589	\$0	\$808,589	\$0	\$0	\$808,589
01011200-51118	PPS-L/W-Curriculum Writing	\$20,000	\$0	\$20,000	\$0	\$0	\$20,000
01011200-51119	PPS-L/W-Teacher Xtra Time	\$36,000	\$0	\$36,000	\$2,960	\$0	\$33,040
01021201-51119	PPS-After School-Teacher Salaries	\$0	\$0	\$0	\$0	\$0	\$0
01062140-51111	PPS-L/W-Psychologists	\$2,057,461	\$0	\$2,057,461	\$0	\$0	\$2,057,461
01062145-51111	PPS-L/W-Behaviorists	\$50,882	\$0	\$50,882	\$0	\$0	\$50,882
01072110-51111	PPS-L/W-Social Workers	\$1,266,920	\$0	\$1,266,920	\$0	\$0	\$1,266,920
01082150-51111	PPS-L/W-Speech & Language	\$1,361,659	\$0	\$1,361,659	\$0	\$0	\$1,361,659
01121200-51111	TECEC-Classroom-Specialists	\$170,881	\$0	\$170,881	\$0	\$0	\$170,881
01161200-51110	PPS-SPED-Elementary Teachers	\$2,149,393	\$0	\$2,149,393	\$4,449	\$0	\$2,144,944
01231200-51110	PPS-SPED-Middle School Teachers	\$1,442,419	\$0	\$1,442,419	\$8,898	\$0	\$1,433,521
01331200-51110	PPS-SPED-THS Teachers	\$2,181,279	\$0	\$2,181,279	\$28,981	\$119,687	\$2,032,611
01371200-51118	PPS-ESY-Teacher salaries	\$191,000	\$0	\$191,000	\$141,332	\$0	\$49,668
01402210-51110	Curr Dir-D/W-ELL Teachers	\$584,808	\$0	\$584,808	\$4,449	\$0	\$580,359
01402320-51116	Asst Super-Admin-Teacher Stipends	\$0	\$0	\$0	\$0	\$0	\$0
01402320-51118	Asst Super-L/W-Prof Devt Prep	\$0	\$0	\$0	\$0	\$0	\$0
01402320-51200	Asst Super-Admin-Teacher Mentors	\$5,000	\$0	\$5,000	\$0	\$0	\$5,000
01411250-51110	Curr Dir-D/W-TAG Teachers	\$116,413	\$0	\$116,413	\$0	\$0	\$116,413
01412210-51111	Curr Dir-D/W-Program Leaders	\$384,824	\$0	\$384,824	\$13,347	\$0	\$371,477
01412210-51117	Curr Dir-D/W-Teacher Training	\$50,000	\$0	\$50,000	\$0	\$50,000	\$0
01412210-51118	Curr Dir-D/W-Prof Devt Prep	\$30,000	\$0	\$30,000	\$2,850	\$0	\$27,150
01412210-51119	Curr Dir-Admin-Curriculum Writing	\$83,555	\$0	\$83,555	\$30,949	\$0	\$52,606
01511001-51110	BHES-Classroom-Teachers	\$2,189,116	\$0	\$2,189,116	\$0	\$0	\$2,189,116
01511002-51110	BHES-Classroom-Specialists	\$668,894	\$0	\$668,894	\$0	\$0	\$668,894
01512220-51110	BHES Library-Teachers-Salaries	\$96,273	\$0	\$96,273	\$0	\$0	\$96,273
01521001-51110	FTES-Classroom-Teachers	\$2,481,988	\$0	\$2,481,988	\$0	\$0	\$2,481,988
01521002-51110	FTES-Classroom-Specialists	\$895,790	\$0	\$895,790	\$0	\$0	\$895,790
01522220-51110	FTES Library-Teachers-Salaries	\$107,279	\$0	\$107,279	\$0	\$0	\$107,279
01531001-51110	DFES-Classroom-Teachers	\$2,364,243	\$0	\$2,364,243	\$0	\$0	\$2,364,243
01531002-51110	DFES-Classroom-Specialists	\$618,171	\$0	\$618,171	\$0	\$0	\$618,171
01532220-51110	DFES Library-Teachers-Salaries	\$83,051	\$0	\$83,051	\$0	\$0	\$83,051
01541001-51110	MBES-Classroom-Teachers	\$2,303,050	\$0	\$2,303,050	\$0	\$0	\$2,303,050
01541002-51110	MBES-Classroom-Specialists	\$909,472	\$0	\$909,472	\$0	\$0	\$909,472

**Trumbull Board of Education Expense vs Budget Detail
Report for the Period Ended 8/31/2022**

Account #	Account Description	Budget			Expended	Committed/ Estimates	Available/ (Over)
		Original	Transfers	Revised			
01542220-51110	MBES Library-Teachers-Salaries	\$116,413	\$0	\$116,413	\$0	\$0	\$116,413
01551001-51110	JRES-Classroom-Teachers	\$1,975,733	\$0	\$1,975,733	\$0	\$0	\$1,975,733
01551002-51110	JRES-Classroom-Specialists	\$609,591	\$0	\$609,591	\$0	\$0	\$609,591
01552220-51110	JRES Library-Teachers-Salaries	\$116,413	\$0	\$116,413	\$0	\$0	\$116,413
01581001-51110	TES-Classroom-Teachers	\$1,724,357	\$0	\$1,724,357	\$0	\$0	\$1,724,357
01581002-51110	TES-Classroom-Specialists	\$568,020	\$0	\$568,020	\$0	\$0	\$568,020
01582220-51110	TES Library-Teachers-Salaries	\$90,783	\$0	\$90,783	\$0	\$0	\$90,783
01611001-51110	HMS-Classroom-Teacher Salaries	\$3,883,900	\$0	\$3,883,900	\$0	\$0	\$3,883,900
01611016-51110	HMS-Music-Teacher Salaries	\$333,180	\$0	\$333,180	\$0	\$0	\$333,180
01611019-51110	HMS-PE/Health-Teacher Salaries	\$399,827	\$0	\$399,827	\$0	\$0	\$399,827
01612120-51110	HMS-Guidance-Teacher Salaries	\$293,419	\$0	\$293,419	\$13,347	\$0	\$280,072
01612220-51110	HMS-Library-Teacher Salaries	\$104,290	\$0	\$104,290	\$0	\$0	\$104,290
01612400-51110	HMS-Admin-Teacher Xtra days	\$0	\$0	\$0	\$0	\$0	\$0
01621001-51110	MMS-Classroom-Teacher Salaries	\$4,250,701	\$0	\$4,250,701	\$0	\$0	\$4,250,701
01621016-51110	MMS-Music-Teacher Salaries	\$302,714	\$0	\$302,714	\$0	\$0	\$302,714
01621019-51110	MMS-PE/Health-Teacher Salaries	\$413,343	\$0	\$413,343	\$0	\$0	\$413,343
01622120-51110	MMS-Guidance-Teacher Salaries	\$324,258	\$0	\$324,258	\$13,347	\$0	\$310,911
01622220-51110	MMS-Library-Teacher Salaries	\$116,413	\$0	\$116,413	\$0	\$0	\$116,413
01622400-51110	MMS-Admin-Teacher Xtra days	\$0	\$0	\$0	\$0	\$0	\$0
01711001-51110	THS-Classroom-Teacher Salaries	\$11,224,689	\$0	\$11,224,689	\$26,694	\$0	\$11,197,995
01711003-51110	THS-Admin-Detention Duty	\$3,000	\$0	\$3,000	\$0	\$0	\$3,000
01711006-51110	THS-Ag Science-Teachers Salaries	\$613,002	\$0	\$613,002	\$48,939	\$0	\$564,063
01711016-51110	THS-Music-Teacher Salaries	\$242,048	\$0	\$242,048	\$0	\$0	\$242,048
01711019-51110	THS-PE/Health-Teacher Salaries	\$870,251	\$0	\$870,251	\$4,449	\$0	\$865,802
01711022-51110	THS-Alternate School-Teachers Salaries	\$405,751	\$0	\$405,751	\$2,669	\$0	\$403,082
01711028-51110	THS-Admin-Teacher Xtra Tme	\$0	\$0	\$0	\$0	\$0	\$0
01712120-51110	THS-Guidance-Teacher Salaries	\$1,350,082	\$0	\$1,350,082	\$62,286	\$0	\$1,287,796
01712220-51110	THS-Library-Teacher Salaries	\$90,927	\$0	\$90,927	\$0	\$0	\$90,927
01802320-51119	Super-Personnel-Teacher Xtra Time	\$0	\$0	\$0	\$2,736	\$0	(\$2,736)
01912520-51196	D/W-Admin-Retirement/LOA Savings	(\$350,000)	\$0	(\$350,000)	\$0	\$0	(\$350,000)
01912520-51197	D/W-Admin-Degree Changes	\$70,000	\$0	\$70,000	\$0	\$0	\$70,000
Teachers Total		\$55,851,515	\$0	\$55,851,515	\$412,682	\$169,687	\$55,269,146
<u>Custodians/Maintenance</u>							
01842610-51140	Facilities-Custodial-Salaries	\$2,926,013	\$0	\$2,926,013	\$377,572	\$2,480,466	\$67,975
01842610-51141	Facilities-Custodial-Custodial OT	\$55,000	\$0	\$55,000	\$6,230	\$0	\$48,770
01842610-51142	Facilities-Custodial-School OT	\$68,000	\$0	\$68,000	\$438	\$0	\$67,562
01842610-51143	Facilities-Snow Removal-Salaries	\$19,000	\$0	\$19,000	\$0	\$0	\$19,000
01842610-51145	Facilities-Custodial- Custodial Support	\$8,736	\$0	\$8,736	\$1,336	\$0	\$7,400
01842610-51149	Facilities-Custodial-Custodial Night Diff	\$6,900	\$0	\$6,900	\$78	\$0	\$6,822
01852620-51140	Facilities-Maintenance-Salaries	\$801,924	\$0	\$801,924	\$106,056	\$615,705	\$80,163
01852620-51141	Facilities-Maintenance-Maint OT	\$25,000	\$0	\$25,000	\$4,275	\$0	\$20,725
01852620-51142	Facilities-Maintenance-Security Checks	\$0	\$0	\$0	\$0	\$0	\$0
01852620-51145	Facilities-Maintenance-Summer Help	\$32,000	\$0	\$32,000	\$25,564	\$0	\$6,437
Custodians/Maintenance Total		\$3,942,573	\$0	\$3,942,573	\$521,550	\$3,096,171	\$324,852
<u>Tech Support</u>							
01422220-51124	Tech-Dist A/V/Ch 17-Technician	\$0	\$0	\$0	\$0	\$0	\$0
01422520-51129	Tech-Admin-Other Technical	\$499,173	\$0	\$499,173	\$92,440	\$406,734	(\$0)
01422520-51141	Tech-Admin-Xtra Time/Help	\$15,000	\$0	\$15,000	\$2,852	\$0	\$12,148
Tech Support Total		\$514,173	\$0	\$514,173	\$95,292	\$406,734	\$12,148
<u>Administrative Support</u>							
01011000-51130	TECEC-Admin-Secy 12 Mth	\$0	\$0	\$0	\$4,583	\$20,163	(\$24,746)
01011000-51131	TECEC-Admin-Secy 10 Mth	\$48,862	\$0	\$48,862	\$1,960	\$49,001	(\$2,098)
01011000-51135	TECEC-Admin-Clerical Xtra Time	\$1,344	\$0	\$1,344	\$363	\$0	\$981
01011200-51130	PPS-Admin-Secy 12 Mth	\$127,179	\$0	\$127,179	\$25,604	\$114,251	(\$12,676)
01011200-51135	PPS-Admin-Clerical Xtra Time	\$0	\$0	\$0	\$117	\$0	(\$117)
01402320-51130	Asst Super-Admin-Secy 12 Mth	\$72,260	\$0	\$72,260	\$14,430	\$60,852	(\$3,023)
01402320-51135	Asst Super-Admin-Clerical Xtra Time	\$0	\$0	\$0	\$0	\$0	\$0
01412210-51130	Curr Dir-Admin-Secy 12 Mth	\$60,011	\$0	\$60,011	\$11,588	\$50,987	(\$2,564)
01412210-51135	Curr Dir-Admin-Clerical Xtra Time	\$0	\$0	\$0	\$120	\$0	(\$120)
01422520-51130	Tech-Admin-Secy 12 Mth	\$51,867	\$0	\$51,867	\$10,012	\$44,080	(\$2,224)

**Trumbull Board of Education Expense vs Budget Detail
Report for the Period Ended 8/31/2022**

<u>Account #</u>	<u>Account Description</u>	<u>Budget</u>			<u>Expended</u>	<u>Committed/ Estimates</u>	<u>Available/ (Over)</u>
		<u>Original</u>	<u>Transfers</u>	<u>Revised</u>			
01422520-51135	Tech-Admin--Clerical Xtra Time	\$0	\$0	\$0	\$0	\$0	\$0
01512400-51130	BHES-Admin-Secy 12 Mth	\$62,036	\$0	\$62,036	\$11,932	\$52,501	(\$2,397)
01512400-51131	BHES-Admin-Secy 10 Mth	\$39,149	\$0	\$39,149	\$1,593	\$39,815	(\$2,259)
01512400-51135	BHES-Admin-Clerical Xtra Time	\$0	\$0	\$0	\$0	\$0	\$0
01522400-51130	FTES-Admin-Secy 12 Mth	\$62,286	\$0	\$62,286	\$12,432	\$52,501	(\$2,647)
01522400-51131	FTES-Admin-Secy 10 Mth	\$40,520	\$0	\$40,520	\$2,350	\$39,891	(\$1,721)
01522400-51135	FTES-Admin-Clerical Xtra Time	\$500	\$0	\$500	\$197	\$0	\$303
01532400-51130	DFES-Admin-Secy 12 Mth	\$62,286	\$0	\$62,286	\$12,532	\$52,501	(\$2,747)
01532400-51131	DFES-Admin-Secy 10 Mth	\$39,334	\$0	\$39,334	\$1,593	\$39,815	(\$2,074)
01532400-51135	DFES-Admin-Clerical Xtra Time	\$500	\$0	\$500	\$7	\$0	\$493
01542400-51130	MBES-Admin-Secy 12 Mth	\$61,786	\$0	\$61,786	\$11,932	\$52,501	(\$2,647)
01542400-51131	MBES-Admin-Secy 10 Mth	\$31,767	\$0	\$31,767	\$1,324	\$32,940	(\$2,497)
01542400-51135	MBES-Admin-Clerical Xtra Time	\$500	\$0	\$500	\$0	\$0	\$500
01552400-51130	JRES-Admin-Secy 12 Mth	\$62,386	\$0	\$62,386	\$12,470	\$52,501	(\$2,585)
01552400-51131	JRES-Admin-Secy 10 Mth	\$39,703	\$0	\$39,703	\$1,593	\$39,815	(\$1,705)
01552400-51135	JRES-Admin-Clerical Xtra Time	\$500	\$0	\$500	\$35	\$0	\$466
01582400-51130	TES-Admin-Secy 12 Mth	\$62,056	\$0	\$62,056	\$11,932	\$52,501	(\$2,377)
01582400-51131	TES-Admin-Secy 10 Mth	\$39,149	\$0	\$39,149	\$1,543	\$39,260	(\$1,654)
01582400-51135	TES-Admin-Clerical Xtra Time	\$500	\$0	\$500	\$0	\$0	\$500
01612120-51131	HMS-Guidance-Secy 10 Mth	\$48,862	\$0	\$48,862	\$1,953	\$49,001	(\$2,091)
01612120-51135	HMS-Guidance-Clerical Xtra Time	\$0	\$0	\$0	\$0	\$0	\$0
01612400-51130	HMS-Admin-Secy 12 Mth	\$62,056	\$0	\$62,056	\$11,932	\$52,501	(\$2,377)
01612400-51131	HMS-Admin-Secy 10 Mth	\$42,976	\$0	\$42,976	\$1,724	\$43,101	(\$1,849)
01612400-51135	HMS-Admin-Clerical Xtra Time	\$0	\$0	\$0	\$49	\$0	(\$49)
01622120-51131	MMS-Guidance-Secy 10 Mth	\$49,820	\$0	\$49,820	\$1,971	\$49,460	(\$1,611)
01622120-51135	MMS-Guidance-Clerical Xtra Time	\$0	\$0	\$0	\$0	\$0	\$0
01622400-51130	MMS-Admin-Secy 12 Mth	\$62,336	\$0	\$62,336	\$11,932	\$52,501	(\$2,097)
01622400-51131	MMS-Admin-Secy 10 Mth	\$49,062	\$0	\$49,062	\$2,160	\$49,001	(\$2,098)
01622400-51135	MMS-Admin-Clerical Xtra Time	\$0	\$0	\$0	\$7	\$0	(\$7)
01711006-51131	THS-Ag Science-Secy 10 Mths	\$37,292	\$0	\$37,292	\$1,784	\$37,097	(\$1,589)
01711006-51135	THS-Ag Science-Secy Xtra Time	\$0	\$0	\$0	\$459	\$0	(\$459)
01711022-51131	THS-Alternate School-Secy 10 Mths	\$0	\$0	\$0	\$0	\$0	\$0
01712120-51130	THS-Guidance-Secy 12 Mths	\$178,276	\$0	\$178,276	\$34,672	\$151,225	(\$7,622)
01712120-51135	THS-Guidance-Clerical Xtra Time	\$0	\$0	\$0	\$11	\$0	(\$11)
01712220-51130	THS-Library-Secy 12 Mths	\$0	\$0	\$0	\$0	\$0	\$0
01712220-51131	THS-Library-Secy 10 Mths	\$0	\$0	\$0	\$0	\$0	\$0
01712220-51135	THS-Library-Clerical Xtra Time	\$0	\$0	\$0	\$0	\$0	\$0
01712400-51130	THS-Admin-Secy 12 Mth	\$110,965	\$0	\$110,965	\$20,763	\$94,794	(\$4,593)
01712400-51131	THS-Admin-Secy 10 Mth	\$146,665	\$0	\$146,665	\$6,258	\$147,101	(\$6,694)
01712400-51135	THS-Admin-Clerical Xtra Time	\$250	\$0	\$250	\$0	\$0	\$250
01713201-51131	Sports-Sports General-Secy 10 Mths	\$49,820	\$0	\$49,820	\$4,350	\$36,997	\$8,474
01713201-51135	Sports-Sports Gen-Clerical Xtra Time	\$4,500	\$0	\$4,500	\$1,178	\$0	\$3,322
01741200-51130	Continuing Ed-Admin-Secy	\$0	\$0	\$0	\$0	\$0	\$0
01802320-51115	Super-Personnel-Support Staff	\$173,320	\$0	\$173,320	\$32,911	\$140,409	(\$0)
01802320-51131	Super-Personnel-Support Staff-10 Mth	\$44,529	\$0	\$44,529	\$1,786	\$44,655	(\$1,911)
01802320-51135	Super-Personnel-Clerical Xtra Time	\$0	\$0	\$0	\$1,826	\$0	(\$1,826)
01822230-51130	Facilities-Admin-Secy 12 Mth	\$126,517	\$0	\$126,517	\$24,017	\$106,533	(\$4,033)
01822230-51135	Facilities-Admin-Clerical Xtra Time	\$500	\$0	\$500	\$0	\$0	\$500
01882700-51130	Trans-Admin-Secy 12 Mth	\$106,417	\$0	\$106,417	\$20,442	\$89,993	(\$4,017)
01882700-51131	Trans-Admin-Secy 10 Mth	\$0	\$0	\$0	\$0	\$0	\$0
01882700-51135	Trans-Admin-Clerical Xtra Time	\$3,890	\$0	\$3,890	\$346	\$0	\$3,544
01902310-51136	Super-BOE-Secy-BOE Mtgs	\$4,000	\$0	\$4,000	\$350	\$0	\$3,650
01902320-51130	Super-Admin-Support Staff	\$156,298	\$0	\$156,298	\$29,659	\$129,134	(\$2,495)
01902320-51135	Super-Admin-Clerical Xtra Time	\$0	\$0	\$0	\$0	\$0	\$0
01912520-51130	Bus Off-Admin-Support 12 Mth	\$288,532	\$0	\$288,532	\$56,587	\$242,164	(\$10,219)
01912520-51135	Bus Off-Admin-Support-Clerical Xtra Time	\$1,500	\$0	\$1,500	\$1,032	\$0	\$468
01922530-51135	Asst Super-Admin-Clerical Xtra Time	\$3,000	\$0	\$3,000	\$27	\$0	\$2,973
Administrative Support Total		\$2,717,863	\$0	\$2,717,863	\$422,428	\$2,401,540	(\$106,104)
<u>Paras & Aides</u>							
01011000-51120	TECEC-Classroom-Paras	\$209,051	\$0	\$209,051	\$0	\$0	\$209,051
01011000-51122	TECEC-Classroom-ABA Paras	\$255,146	\$0	\$255,146	\$0	\$0	\$255,146
01011200-51120	PPS-L/W-Instructional Paras	\$2,414,091	\$0	\$2,414,091	\$0	\$0	\$2,414,091
01011200-51121	PPS-D/W-Para Xtra Time	\$200,000	\$0	\$200,000	\$500	\$0	\$199,501
01011200-51122	PPS-L/W-ABA Paras	\$1,548,142	\$0	\$1,548,142	\$53	\$0	\$1,548,089
01032130-51128	PPS-L/W-Health Aides	\$87,044	\$0	\$87,044	\$0	\$0	\$87,044

**Trumbull Board of Education Expense vs Budget Detail
Report for the Period Ended 8/31/2022**

<u>Account #</u>	<u>Account Description</u>	<u>Budget</u>			<u>Expended</u>	<u>Committed/ Estimates</u>	<u>Available/ (Over)</u>
		<u>Original</u>	<u>Transfers</u>	<u>Revised</u>			
01371200-51122	PPS-ESY-ABA Paras	\$80,000	\$0	\$80,000	\$88,133	\$0	(\$8,133)
01371200-51128	PPS-ESY-Health Aides	\$0	\$0	\$0	\$5,594	\$0	(\$5,594)
01371200-51129	PPS-ESY-Para	\$50,000	\$0	\$50,000	\$46,226	\$0	\$3,774
01412210-51120	PPS-D/W-Para Training	\$0	\$0	\$0	\$0	\$0	\$0
01511001-51120	BHES-Classroom-Instructional Aides	\$72,675	\$0	\$72,675	\$0	\$72,675	\$0
01512400-51120	BHES-Admin-Paras	\$19,689	\$0	\$19,689	\$0	\$19,689	\$0
01521001-51120	FTES-Classroom-Instructional Aides	\$69,460	\$0	\$69,460	\$0	\$69,460	\$0
01522400-51120	FTES-Admin-Paras	\$34,036	\$0	\$34,036	\$0	\$0	\$34,036
01531001-51120	DFES-Classroom-Instructional Aides	\$51,867	\$0	\$51,867	\$0	\$51,867	\$0
01532400-51120	DFES-Admin-Paras	\$21,812	\$0	\$21,812	\$0	\$21,812	\$0
01541001-51120	MBES-Classroom-Instructional Aides	\$64,834	\$0	\$64,834	\$0	\$64,834	\$0
01542400-51120	MBES-Admin-Paras	\$11,961	\$0	\$11,961	\$0	\$11,961	\$0
01551001-51120	JRES-Classroom-Instructional Aides	\$55,806	\$0	\$55,806	\$0	\$55,806	\$0
01552400-51120	JRES-Admin-Paras	\$21,237	\$0	\$21,237	\$0	\$21,237	\$0
01581001-51120	TES-Classroom-Instructional Aides	\$45,952	\$0	\$45,952	\$0	\$45,952	\$0
01582400-51120	TES-Admin-Paras	\$21,237	\$0	\$21,237	\$0	\$21,237	\$0
01612220-51120	HMS-Library-Paras	\$0	\$0	\$0	\$0	\$0	\$0
01612400-51120	HMS-Admin-Admin Para	\$12,229	\$0	\$12,229	\$0	\$12,229	\$0
01622220-51120	MMS-Library-Paras	\$0	\$0	\$0	\$0	\$0	\$0
01622400-51120	MMS-Admin-Admin Para	\$40,109	\$0	\$40,109	\$0	\$40,109	\$0
01712400-51120	THS-L/W-Paras	\$77,211	\$0	\$77,211	\$0	\$0	\$77,211
	Paras & Aides Total	\$5,463,591	\$0	\$5,463,591	\$140,506	\$508,869	\$4,814,216
<u>Substitutes</u>							
01802320-51113	Substitute Administrators	\$0	\$0	\$0	\$0	\$0	\$0
01802320-51117	Substitute Teachers	\$684,900	\$0	\$684,900	\$0	\$684,900	\$0
01802320-51129	Substitute Paraprofessionals	\$95,000	\$0	\$95,000	\$0	\$95,000	\$0
01802320-51139	Substitute Secretaries	\$0	\$0	\$0	\$360	\$0	(\$360)
01802320-51140	Substitute Custodians/Maint/Security	\$55,000	\$0	\$55,000	\$3,312	\$51,688	\$0
	Substitutes Total	\$834,900	\$0	\$834,900	\$3,672	\$831,588	(\$360)
<u>Coaches & Advisors</u>							
01613202-51116	HMS-Activities-Advisors	\$40,000	\$0	\$40,000	\$0	\$40,000	\$0
01623202-51116	MMS-Activities-Advisors	\$40,000	\$0	\$40,000	\$0	\$40,000	\$0
01711016-51116	THS-Music-Directors	\$0	\$0	\$0	\$0	\$0	\$0
01713202-51116	THS-Activities-Advisors	\$128,578	\$0	\$128,578	\$0	\$128,578	\$0
01723319-51116	Sports-Weight Training-Coaches	\$0	\$0	\$0	\$3,072	\$0	(\$3,072)
01713201-51116	Sports-Sports General-Coaches	\$637,583	\$0	\$637,583	\$3,741	\$633,842	\$0
	Coaches Total	\$637,583	\$0	\$637,583	\$6,813	\$633,842	(\$3,072)
	Coaches & Advisors Total	\$846,161	\$0	\$846,161	\$6,813	\$842,420	(\$3,072)
<u>Salaries Other</u>							
01011201-51117	PPS-L/W-Tutors Homebound	\$106,000	\$0	\$106,000	\$3,796	\$0	\$102,204
01011203-51117	PPS-L/W-Tutors Tutorial	\$75,000	\$0	\$75,000	\$0	\$75,000	\$0
01011204-51117	PPS-L/W-Tutors Expulsions	\$13,000	\$0	\$13,000	\$178	\$12,822	\$0
01032130-51123	PPS-L/W-OT/PT Therapists	\$553,077	\$0	\$553,077	\$0	\$0	\$553,077
01331200-51126	PPS-SPED-Work Experience	\$5,800	\$0	\$5,800	\$309	\$0	\$5,491
01401201-51117	Asst Super-L/W-Tutors Homebound	\$0	\$0	\$0	\$0	\$0	\$0
01401203-51117	Asst Super-L/W-Tutors Tutorial	\$0	\$0	\$0	\$0	\$0	\$0
01401204-51117	Asst Super-L/W-Tutors Expulsions	\$0	\$0	\$0	\$222	\$0	(\$222)
01412210-51129	Curr Dir-D/W-Other Non-Certified	\$75,922	\$0	\$75,922	\$14,059	\$61,858	\$5
01512400-51121	BHES-Admin-Lunch Aides	\$0	\$0	\$0	\$0	\$0	\$0
01522400-51121	FTES-Admin-Lunch Aides	\$0	\$0	\$0	\$0	\$0	\$0
01532400-51121	DFES-Admin-Lunch Aides	\$0	\$0	\$0	\$0	\$0	\$0
01542400-51121	MBES-Admin-Lunch Aides	\$0	\$0	\$0	\$0	\$0	\$0
01552400-51121	JRES-Admin-Lunch Aides	\$0	\$0	\$0	\$0	\$0	\$0
01582400-51121	TES-Admin-Lunch Aides	\$0	\$0	\$0	\$0	\$0	\$0
01711006-51129	THS-Ag Science-Misc Salaries	\$6,000	\$0	\$6,000	\$1,068	\$0	\$4,932
01741200-51110	Continuing Ed-Classroom Instructors	\$0	\$0	\$0	\$0	\$0	\$0
01802320-51127	Substitute-Security Guards	\$0	\$0	\$0	\$696	\$0	(\$696)
01822230-51127	Facilities-D/W-Security Guards	\$723,946	\$0	\$723,946	\$21,622	\$776,040	(\$73,715)
01822230-51128	Facilities-D/W-Security Guards OT	\$60,000	\$0	\$60,000	\$209	\$0	\$59,791

**Trumbull Board of Education Expense vs Budget Detail
Report for the Period Ended 8/31/2022**

<u>Account #</u>	<u>Account Description</u>	<u>Budget</u>			<u>Expended</u>	<u>Committed/ Estimates</u>	<u>Available/ (Over)</u>
		<u>Original</u>	<u>Transfers</u>	<u>Revised</u>			
01922530-51129	Asst Super-Info Svcs-Oth Non-Certified	\$71,558	\$0	\$71,558	\$13,792	\$60,684	(\$2,918)
	Salaries Other	\$1,690,303	\$0	\$1,690,303	\$55,950	\$986,404	\$647,950
<u>Misc Salary Items</u>							
01912520-51198	D/W-Admin-Retiree Payments	\$300,000	\$0	\$300,000	\$200,542	\$0	\$99,458
01912520-51199	D/W-Admin-Reserve For Negotiations	\$98,000	\$0	\$98,000	\$0	\$0	\$98,000
	Misc Salary Items Total	\$398,000	\$0	\$398,000	\$200,542	\$0	\$197,458
	Salaries Total	\$77,228,523	\$0	\$77,228,523	\$2,764,272	\$13,283,608	\$61,180,642.84
<u>Employee Benefits</u>							
<u>Health Insurance</u>							
01912520-52002	Benefits-Health & Dental	\$17,401,837	\$0	\$17,401,837	\$3,787,752	\$18,903,248	(\$5,289,163)
01912520-52011	Benefits-Health Premium Share - Medical	\$0	\$0	\$0	(\$629,157)	(\$4,116,598)	\$4,745,754
01912520-52012	Benefits-Health Premium Share - Dental	\$0	\$0	\$0	(\$34,740)	(\$249,657)	\$284,397
	Health Insurance Total	\$17,401,837	\$0	\$17,401,837	\$3,123,856	\$14,536,993	(\$259,012)
<u>FICA</u>							
01912520-52001	Benefits-FICA	\$1,932,381	\$0	\$1,932,381	\$116,610	\$1,815,771	\$0
	FICA	\$1,932,381	\$0	\$1,932,381	\$116,610	\$1,815,771	\$0
<u>Other Insurance</u>							
01912520-52003	D/W-Admin-Medical Waiver	\$200,000	\$0	\$200,000	\$0	\$200,000	\$0
01912520-52004	Benefits-Disability Insurance	\$22,000	\$0	\$22,000	\$3,311	\$16,689	\$2,000
01912520-52005	Benefits-Life Insurance	\$117,000	\$0	\$117,000	\$17,700	\$93,319	\$5,981
	Other Insurance Total	\$339,000	\$0	\$339,000	\$21,012	\$310,007	\$7,981
<u>Unemployment</u>							
01912520-52006	D/W-Admin-Unemployment	\$50,000	\$0	\$50,000	\$0	\$50,000	\$0
	Unemployment Total	\$50,000	\$0	\$50,000	\$0	\$50,000	\$0
<u>Benefits Other</u>							
01912520-52008	Benefits-Administrative Fees	\$18,000	\$0	\$18,000	\$4,412	\$8,800	\$4,788
01912520-52010	Benefits-TBOE 401a Contribution	\$180,000	\$0	\$180,000	\$23,045	\$156,955	\$0
	Benefits Other Total	\$198,000	\$0	\$198,000	\$27,457	\$165,755	\$4,788
	Employee Benefits Total	\$19,921,218	\$0	\$19,921,218	\$3,288,934	\$16,878,527	(\$246,243)
<u>Purchased Professional Services</u>							
<u>Legal</u>							
01011200-53308	PPS-Admin-Legal SPED	\$140,000	\$0	\$140,000	\$0	\$140,000	\$0
01902310-53308	Super-BOE-Legal-Reg Ed	\$110,000	\$0	\$110,000	\$0	\$113,750	(\$3,750)
	Legal Total	\$250,000	\$0	\$250,000	\$0	\$253,750	(\$3,750)
<u>Service Contracts</u>							
01011200-53300	PPS-Admin-Prof Purch'd Services	\$65,000	\$0	\$65,000	\$20,787	\$22,000	\$22,213
01052130-53305	PPS-Health Services-Service Contracts	\$60,000	\$0	\$60,000	\$5,950	\$0	\$54,050
01422520-53305	Tech-Admin-Maintenance Contracts	\$59,900	\$0	\$59,900	\$0	\$0	\$59,900
01882700-53303	Trans-Admin-Software Support	\$7,000	\$0	\$7,000	\$7,670	\$0	(\$670)
01922530-53301	Bus off-Admin-Prof Purch'd Svcs	\$82,000	\$0	\$82,000	\$82,596	\$0	(\$596)
01922530-53302	Asst Super-Info Svcs-Dbase Students	\$190,767	\$0	\$190,767	\$0	\$0	\$190,767
	Service Contracts Total	\$464,667	\$0	\$464,667	\$117,004	\$22,000	\$325,663
<u>Consultants</u>							
01011201-53210	PPS Homebound Instructional Services	\$0	\$0	\$0	\$166	\$0	(\$166)

**Trumbull Board of Education Expense vs Budget Detail
Report for the Period Ended 8/31/2022**

Account #	Account Description	Budget			Expended	Committed/ Estimates	Available/ (Over)
		Original	Transfers	Revised			
01401201-53210	Homebound Instructional Services	\$0	\$0	\$0	\$594	\$0	(\$594)
01011200-53230	PPS-L/W-Consultants	\$275,000	\$0	\$275,000	\$28,798	\$242,425	\$3,777
	Consultants Total	\$275,000	\$0	\$275,000	\$29,558	\$242,425	\$3,017
<u>Other Professional Services</u>							
01412210-53300	Curr Dir-D/W-Other Professional Svcs	\$19,000	\$0	\$19,000	\$0	\$0	\$19,000
01422214-53300	Tech-L/W-Other Professional Svcs	\$4,600	\$0	\$4,600	\$2,108	\$1,604	\$888
01422220-53300	Tech-Dist AV/Ch17-Other Prof Svcs	\$3,500	\$0	\$3,500	\$0	\$0	\$3,500
01422520-53300	Tech-Admin-Other Professional Svcs	\$8,500	\$0	\$8,500	\$0	\$0	\$8,500
01613202-53301	HMS-Activities-Police	\$700	\$0	\$700	\$0	\$0	\$700
01623202-53301	MMS-Activities-Police	\$700	\$0	\$700	\$0	\$0	\$700
01711016-53300	THS-Music-Other Professional Svcs	\$47,575	\$0	\$47,575	\$0	\$1,300	\$46,275
01712120-53220	THS-Guidance-Career Guidance	\$920	\$0	\$920	\$0	\$0	\$920
01712400-53301	THS-Admin-Police Services	\$65,000	\$0	\$65,000	\$0	\$65,000	\$0
01713201-53301	Athletic Student Activity-Police Services	\$15,000	\$0	\$15,000	\$0	\$0	\$15,000
01741200-53300	Continuing Ed-Admin-In Service	\$0	\$0	\$0	\$0	\$0	\$0
01852647-53300	Facilities-Bldg Improvement-Oth Prof Svcs	\$3,000	\$0	\$3,000	\$0	\$0	\$3,000
01882700-53300	Transportation-Professional Svcs	\$0	\$0	\$0	\$4,500	\$10,500	(\$15,000)
01902310-53300	Super-BOE-Professional Services	\$24,000	\$0	\$24,000	\$21,813	\$3,178	(\$991)
01912520-53300	Bus Off-Admin-Professional Svcs	\$500	\$0	\$500	\$0	\$0	\$500
01912520-53310	Bus Off-Admin-Athletic Insurance	\$92,000	\$0	\$92,000	\$92,602	\$0	(\$602)
01922530-53304	Data Services - Training	\$0	\$0	\$0	\$0	\$7,200	(\$7,200)
01713201-53300	Sports-Sports General-Purch'd Svcs	\$282,000	\$0	\$282,000	\$0	\$180,900	\$101,100
01723301-53300	Sports-Baseball-Purch'd Svcs	\$0	\$0	\$0	\$0	\$0	\$0
01723302-53300	Sports-Basketball-Purch'd Svcs	\$0	\$0	\$0	\$0	\$0	\$0
01723304-53300	Sports-Field Hockey-Purch'd Svcs	\$0	\$0	\$0	\$0	\$0	\$0
01723304-53300	Sports-Football-Purch'd Svcs	\$0	\$0	\$0	\$0	\$0	\$0
01723305-53300	Sports-Ice Hockey-Purch'd Svcs	\$0	\$0	\$0	\$0	\$0	\$0
01723306-53300	Sports-Lacrosse-Purch'd Svcs	\$0	\$0	\$0	\$0	\$0	\$0
01723307-53300	Sports-Soccer-Purch'd Svcs	\$0	\$0	\$0	\$0	\$0	\$0
01723308-53300	Sports-Swimming-Purch'd Svcs	\$0	\$0	\$0	\$0	\$0	\$0
01723312-53300	Sports-Wrestling-Purch'd Svcs	\$0	\$0	\$0	\$0	\$0	\$0
01723315-53300	Sports-Gymnastics-Purch'd Svcs	\$0	\$0	\$0	\$0	\$0	\$0
01723317-53300	Sports-Cross Country-Purch'd Svcs	\$0	\$0	\$0	\$0	\$0	\$0
01723318-53300	Sports-Cheerleading-Purch'd Svcs	\$0	\$0	\$0	\$0	\$0	\$0
	Other Professional Services Total	\$566,995	\$0	\$566,995	\$121,023	\$269,682	\$176,290
	Purchased Professional Services Total	\$1,556,662	\$0	\$1,556,662	\$267,586	\$787,857	\$501,219
<u>Purchased Property Services</u>							
<u>Utilities</u>							
01842611-54101	Facilities-D/W-Electricity	\$1,034,705	\$0	\$1,034,705	\$92,753	\$937,952	\$4,000
01842611-54105	Facilities-D/W-Water	\$125,000	\$0	\$125,000	\$18,122	\$106,878	\$0
	Utilities Total	\$1,159,705	\$0	\$1,159,705	\$110,875	\$1,044,830	\$4,000
<u>Repairs & Service Fees</u>							
01052130-54300	PPS-Health Svcs-Repairs & Svc Fees	\$2,000	\$0	\$2,000	\$0	\$0	\$2,000
01422214-54300	Tech-L/W-Repairs & Svc Fees	\$1,200	\$0	\$1,200	\$0	\$0	\$1,200
01422220-54300	Tech-Dist AV/Ch17-Repairs & Svc Fees	\$500	\$0	\$500	\$0	\$0	\$500
01422520-54300	Tech-Admin-Repairs & Svc Fees	\$1,500	\$0	\$1,500	\$0	\$0	\$1,500
01711006-54300	THS-Ag Science-Repairs & Svc Fees	\$3,000	\$0	\$3,000	\$0	\$1,650	\$1,350
01842610-54300	Facilities-Custodial-Repairs	\$8,000	\$0	\$8,000	\$0	\$1,000	\$7,000
01852622-54300	Facilities-Snow Removal-Repairs & Svc Fees	\$10,000	\$0	\$10,000	\$0	\$0	\$10,000
01852623-54300	Facilities-Vehicles-Repairs & Svc Fees	\$10,000	\$0	\$10,000	\$0	\$1,899	\$8,101
01852625-54300	Facilities-Grounds-Repairs & Svc Fees	\$8,000	\$0	\$8,000	\$0	\$0	\$8,000
01852627-54300	Facilities-Lawn Care-Repairs & Svc Fees	\$5,000	\$0	\$5,000	\$0	\$2,000	\$3,000
01852631-54300	Facilities-Maintenance-Repairs & Svc Fees	\$45,000	\$0	\$45,000	\$6,641	\$23,387	\$14,972
01852632-54300	Facilities-Inside Maint-Repairs & Svc Fees	\$10,000	\$0	\$10,000	\$0	\$5,500	\$4,500
01852633-54300	Facilities-Electrical-Repairs & Svc Fees	\$50,000	\$0	\$50,000	\$4,450	\$41,617	\$3,933
01852633-54301	Facilities-Security-Service Contracts	\$0	\$0	\$0	\$0	\$0	\$0
01852634-54300	Facilities-Fire Protection-Repairs & Svc Fees	\$20,000	\$0	\$20,000	\$7,260	\$10,070	\$2,670
01852635-54300	Facilities-Floor-Repairs & Svc Fees	\$40,000	\$0	\$40,000	\$7,645	\$12,541	\$19,814

**Trumbull Board of Education Expense vs Budget Detail
Report for the Period Ended 8/31/2022**

Account #	Account Description	Budget			Expended	Committed/ Estimates	Available/ (Over)
		Original	Transfers	Revised			
01852637-54300	Facilities-Glass-Repairs & Svc Fees	\$5,000	\$0	\$5,000	\$1,268	\$3,732	\$0
01852639-54300	Facilities-HVAC-Repairs & Svc Fees	\$100,000	\$0	\$100,000	\$18,403	\$52,373	\$29,224
01852642-54300	Facilities-Painting-Repairs & Svc Fees	\$10,000	\$0	\$10,000	\$0	\$0	\$10,000
01852643-54300	Facilities-Equipment-Repairs & Svc Fees	\$0	\$0	\$0	\$0	\$5,065	(\$5,065)
01852644-54300	Facilities-Plumbing-Repairs & Svc Fees	\$10,000	\$0	\$10,000	\$907	\$593	\$8,500
01852645-54300	Facilities-Roofing-Repairs & Svc Fees	\$40,000	\$0	\$40,000	\$0	\$25,000	\$15,000
01852646-54300	Facilities-Pest Control-Repairs & Svc Fees	\$10,000	\$0	\$10,000	\$1,495	\$8,505	\$0
01852647-54300	Facilities-Bldg Improve-Repairs & Svc Fees	\$10,000	\$0	\$10,000	\$0	\$0	\$10,000
01852648-54300	Facilities-IAQ-Repairs & Svc Fees	\$15,000	\$0	\$15,000	\$1,200	\$7,000	\$6,800
01852649-54300	Facilities-Welding-Repairs & Svc Fees	\$0	\$0	\$0	\$0	\$0	\$0
	Repairs & Service Fees Total	\$414,200	\$0	\$414,200	\$49,269	\$201,932	\$162,999

Copiers

01422520-54409	D/W Copiers	\$265,000	\$0	\$265,000	\$20,415	\$224,565	\$20,020
01902320-54409	D/W-Admin-Copiers	\$0	\$0	\$0	\$621	\$9,379	(\$10,000)
	Copiers Total	\$265,000	\$0	\$265,000	\$21,036	\$233,944	\$10,020

Other Purchased Property Services

01512400-54900	BHES-Admin-Other Purch'd Svcs	\$300	\$0	\$300	\$0	\$0	\$300
01522400-54900	FTES-Admin-Other Purch'd Svcs	\$300	\$0	\$300	\$0	\$0	\$300
01532400-54900	DFES-Admin-Other Purch'd Svcs	\$300	\$0	\$300	\$0	\$0	\$300
01542400-54900	MBES-Admin-Other Purch'd Svcs	\$300	\$0	\$300	\$0	\$0	\$300
01552400-54900	JRES-Admin-Other Purch'd Svcs	\$500	\$0	\$500	\$0	\$0	\$500
01582400-54900	TES-Admin-Other Purch'd Svcs	\$300	\$0	\$300	\$0	\$0	\$300
01611016-54900	HMS-Music-Other Purch'd Property Svcs	\$1,200	\$0	\$1,200	\$0	\$140	\$1,060
01612400-54900	HMS-Classroom-Other Purch'd Svcs	\$1,700	\$0	\$1,700	\$0	\$0	\$1,700
01621016-54900	MMS-Music-Other Purch'd Property Svcs	\$1,000	\$0	\$1,000	\$0	\$0	\$1,000
01622400-54900	MMS-Classroom-Other Purch'd Svcs	\$1,700	\$0	\$1,700	\$385	\$0	\$1,315
01711001-54900	THS-Classroom-Other Purch'd Property Svcs	\$0	\$0	\$0	\$0	\$0	\$0
01711006-54900	THS-Ag Science-Other Purch'd Prop Svcs	\$3,000	\$0	\$3,000	\$240	\$625	\$2,135
01711014-54900	THS-Industrial Arts-Other Purch'd Prop Svcs	\$0	\$0	\$0	\$0	\$0	\$0
01711016-54201	THS-Music-Uniform Cleaning	\$1,500	\$0	\$1,500	\$0	\$0	\$1,500
01713201-54200	Sports-Sports General-Cleaning Svcs	\$15,000	\$0	\$15,000	\$69	\$11,931	\$3,000
01842610-54103	Facilities-Custodial-Trash/Recycling	\$50,000	\$0	\$50,000	\$12,563	\$56,196	(\$18,759)
01842610-54202	Facilities-Custodial-Cleaning	\$3,900	\$0	\$3,900	\$366	\$4,534	(\$1,000)
01852631-54301	Facilities-Maint-Oth Prof Purch'd Svcs	\$30,000	\$0	\$30,000	\$0	\$0	\$30,000
01852633-54301	Facilities-Elevator-Oth Prof Purch'd Svcs	\$1,000	\$0	\$1,000	\$0	\$30,250	(\$29,250)
01882700-54900	Trans-Admin-Purch'd Property Svcs	\$500	\$0	\$500	\$0	\$0	\$500
	Other Purch'd Property Services Total	\$112,500	\$0	\$112,500	\$13,623	\$103,676	(\$4,799)
	Purchased Property Services Total	\$1,951,405	\$0	\$1,951,405	\$194,804	\$1,584,382	\$172,220

Purchased Other Services

Transportation

01711006-55809	THS-Ag Science-Transportation	\$2,629	\$0	\$2,629	\$0	\$1,000	\$1,629
01711016-55809	THS-Music-Transportation	\$17,500	\$0	\$17,500	\$0	\$0	\$17,500
01711022-55809	THS-Alternate School-Field Trips	\$0	\$0	\$0	\$0	\$0	\$0
01713202-55807	THS-Activities-Competitions	\$45,000	\$0	\$45,000	\$0	\$0	\$45,000
01882700-55101	Trans-Admin-Reg Buses	\$3,533,461	\$0	\$3,533,461	(\$405)	\$0	\$3,533,866
01882700-55102	Trans-Admin-ACE Trips	\$3,000	\$0	\$3,000	\$0	\$0	\$3,000
01882700-55105	Trans-Admin-SPED-Summer Buses	\$237,280	\$0	\$237,280	\$0	\$260,000	(\$22,720)
01882700-55109	Trans-Admin-Fuel	\$344,300	\$0	\$344,300	\$13,717	\$272,164	\$58,419
01882700-55809	Trans-Admin-Field Trips	\$8,000	\$0	\$8,000	\$0	\$0	\$8,000
01882701-55101	Trans-Admin-SPED In District	\$1,389,649	\$0	\$1,389,649	\$405	\$0	\$1,389,244
01882701-55105	Trans-Admin-SPED Out of District	\$770,100	\$0	\$770,100	\$16,314	\$14,662	\$739,124
01882701-55108	Trans-Admin-Monitors	\$263,000	\$0	\$263,000	\$0	\$0	\$263,000
01713201-55809	THS-Activities-Sports	\$130,810	\$0	\$130,810	\$0	\$130,000	\$810
	Sports Transportation Total	\$130,810	\$0	\$130,810	\$0	\$130,000	\$810
	Transportation Total	\$6,744,729	\$0	\$6,744,729	\$30,031	\$677,826	\$6,036,872

Communications

**Trumbull Board of Education Expense vs Budget Detail
Report for the Period Ended 8/31/2022**

Account #	Account Description	Budget			Expended	Committed/ Estimates	Available/ (Over)
		Original	Transfers	Revised			
01422520-55903	Tech-Admin-Telephone Cell	\$33,500	\$0	\$33,500	\$3,006	\$32,015	(\$1,521)
01422520-55904	Tech-Admin-Telephone LAN	\$68,100	\$0	\$68,100	\$7,682	\$94,003	(\$33,584)
01422520-55907	Tech-Admin-WAN Communications	\$198,100	\$0	\$198,100	\$80,374	\$123,995	(\$6,269)
	Communications Total	\$299,700	\$0	\$299,700	\$91,061	\$250,012	(\$41,374)
<u>Postage</u>							
01902320-55900	Super-Admin-Postage	\$46,000	\$0	\$46,000	\$535	\$45,465	(\$1)
	Postage Total	\$46,000	\$0	\$46,000	\$535	\$45,465	(\$1)
<u>Advertising</u>							
01802130-55903	Human Resources-Admin-Advertising	\$1,675	\$0	\$1,675	\$590	\$0	\$1,085
01912520-55903	Bus Off-Admin-Advertising	\$1,300	\$0	\$1,300	\$0	\$0	\$1,300
	Advertising Total	\$2,975	\$0	\$2,975	\$590	\$0	\$2,385
<u>Interns</u>							
01401000-55502	THS-Classroom-Interns	\$48,750	\$0	\$48,750	\$0	\$48,750	\$0
01401000-55503	TECEC-Classroom-Interns	\$0	\$0	\$0	\$0	\$0	\$0
01511001-55500	BHES-Classroom-Interns	\$32,500	\$0	\$32,500	\$0	\$32,500	\$0
01521001-55500	FTES-Classroom-Interns	\$32,500	\$0	\$32,500	\$0	\$32,500	\$0
01531001-55500	DFES-Classroom-Interns	\$32,500	\$0	\$32,500	\$0	\$32,500	\$0
01541001-55500	MBES-Classroom-Interns	\$32,500	\$0	\$32,500	\$0	\$32,500	\$0
01551001-55500	JRES-Classroom-Interns	\$32,500	\$0	\$32,500	\$0	\$32,500	\$0
01581001-55500	TES-Classroom-Interns	\$32,500	\$0	\$32,500	\$0	\$32,500	\$0
01611001-55500	HMS-Classroom-Interns	\$48,750	\$0	\$48,750	\$0	\$48,750	\$0
01621001-55500	MMS-Classroom-Interns	\$48,750	\$0	\$48,750	\$0	\$48,750	\$0
	Interns Total	\$341,250	\$0	\$341,250	\$0	\$341,250	\$0
<u>Tuition</u>							
01396110-55600	PPS-L/W-Tuition Outplaced	\$4,807,698	\$0	\$4,807,698	\$522,239	\$4,056,010	\$229,449
01396110-55601	PPS-EXCESS COST REFUND(ECR)	(\$1,300,000)	\$0	(\$1,300,000)	\$0	(\$1,300,000)	\$0
01402320-55600	Asst Super-Admin-Tuition	\$454,000	\$0	\$454,000	\$0	\$0	\$454,000
01741200-55600	Adult Ed - Outgoing Tuition	\$0	\$0	\$0	\$0	\$61,050	(\$61,050)
	Tuition Total	\$3,961,698	\$0	\$3,961,698	\$522,239	\$2,817,060	\$622,399
<u>Printing</u>							
01011000-55906	TECEC-Admin-Printing	\$200	\$0	\$200	\$0	\$0	\$200
01011200-55906	PPS-Admin-Printing	\$500	\$0	\$500	\$0	\$225	\$275
01402320-55906	Asst Super-Admin-Printing	\$1,500	\$0	\$1,500	\$0	\$0	\$1,500
01412210-55906	Curr Dir-Admin-Printing	\$0	\$0	\$0	\$0	\$0	\$0
01612400-55906	HMS-Classroom-Printing	\$0	\$0	\$0	\$0	\$0	\$0
01622400-55906	MMS-Classroom-Printing	\$0	\$0	\$0	\$0	\$0	\$0
01711006-55906	THS-Ag Science-Printing	\$1,500	\$0	\$1,500	\$0	\$0	\$1,500
01712400-55906	THS-Admin-Printing	\$9,000	\$0	\$9,000	\$1,754	\$2,439	\$4,807
01713202-55906	THS-Activities-Printing	\$500	\$0	\$500	\$0	\$0	\$500
01902320-55905	Super-Admin-Printing	\$550	\$0	\$550	\$0	\$0	\$550
	Printing Total	\$13,750	\$0	\$13,750	\$1,754	\$2,664	\$9,332
<u>Other Purch'd Services</u>							
01011000-55800	TECEC-Admin-Professional Devt	\$700	\$0	\$700	\$0	\$0	\$700
01011000-55900	TECEC-Admin-Other Purch'd Prop Svcs	\$23,824	\$0	\$23,824	\$0	\$5,601	\$18,223
01011200-55800	PPS-Admin-Professional Devt	\$30,000	\$0	\$30,000	\$0	\$1,120	\$28,880
01011200-55801	PPS-D/W-Mileage	\$15,000	\$0	\$15,000	\$0	\$0	\$15,000
01401203-55801	Asst Super-L/W-Mileage	\$12,000	\$0	\$12,000	\$129	\$0	\$11,871
01402320-55800	Asst Super-Admin-Professional Devt	\$20,000	\$0	\$20,000	\$0	\$0	\$20,000
01402320-55900	Asst Super-Other Purchased Services	\$0	\$0	\$0	\$0	\$0	\$0
01412210-55800	Curr Dir-Admin-Professional Devt	\$64,370	\$0	\$64,370	\$66	\$11,199	\$53,105
01412210-55802	Admin-Prof Devt Admin	\$0	\$0	\$0	\$0	\$0	\$0
01422520-55800	Tech-Admin-Professional Devt	\$2,500	\$0	\$2,500	\$0	\$0	\$2,500
01422520-55804	Tech-Admin-Mileage	\$3,000	\$0	\$3,000	\$295	\$0	\$2,705
01512400-55800	BHES-Admin-Professional Devt	\$500	\$0	\$500	\$0	\$0	\$500

Trumbull Board of Education Expense vs Budget Detail
Report for the Period Ended 8/31/2022

<u>Account #</u>	<u>Account Description</u>	<u>Budget</u>			<u>Expended</u>	<u>Committed/ Estimates</u>	<u>Available/ (Over)</u>
		<u>Original</u>	<u>Transfers</u>	<u>Revised</u>			
01522400-55800	FTES-Admin-Professional Devt	\$500	\$0	\$500	\$0	\$0	\$500
01532400-55800	DFES-Admin-Professional Devt	\$500	\$0	\$500	\$0	\$0	\$500
01542400-55800	MBES-Admin-Professional Devt	\$250	\$0	\$250	\$0	\$0	\$250
01552400-55800	JRES-Admin-Professional Devt	\$500	\$0	\$500	\$0	\$0	\$500
01582400-55800	TES-Admin-Professional Devt	\$500	\$0	\$500	\$420	\$0	\$80
01612400-55800	HMS-Admin-Professional Devt	\$1,500	\$0	\$1,500	\$0	\$0	\$1,500
01622400-55800	MMS-Admin-Professional Devt	\$1,500	\$0	\$1,500	\$0	\$0	\$1,500
01711001-55800	THS-Classroom-Professional Devt	\$0	\$0	\$0	\$0	\$0	\$0
01711011-55800	THS-Foreign Lang-Professional Devt	\$0	\$0	\$0	\$0	\$0	\$0
01711002-55800	THS-Art-Professional Devt	\$0	\$0	\$0	\$0	\$0	\$0
01712400-55800	THS-Admin-Professional Devt	\$3,500	\$0	\$3,500	\$0	\$0	\$3,500
01712400-55901	THS-Admin-Other Purch'd Svcs	\$1,750	\$0	\$1,750	\$0	\$0	\$1,750
01741200-55800	Continuing Ed-Admin-Professional Devt	\$0	\$0	\$0	\$0	\$0	\$0
01741200-55900	Continuing Ed-Other Purch'd Svcs	\$61,050	\$0	\$61,050	\$0	\$0	\$61,050
01802130-55800	Super-HR-Professional Devt	\$16,550	\$0	\$16,550	\$0	\$0	\$16,550
01802130-55900	Super-Personnel-Other Purch'd Svcs	\$115,800	\$0	\$115,800	\$49,943	\$22,774	\$43,083
01802320-55800	Super-Personnel-Professional Devt	\$0	\$0	\$0	\$0	\$0	\$0
01822230-55800	Facilities-Admin-Professional Devt	\$2,000	\$0	\$2,000	\$190	\$0	\$1,810
01822230-55910	Facilities-Admin-Other Purch'd Svcs	\$21,000	\$0	\$21,000	\$14,606	\$999	\$5,395
01842610-55803	Facilities-Admin-Mileage	\$2,500	\$0	\$2,500	\$134	\$0	\$2,366
01852632-55910	Facilities-Inside Maint-Other Purch'd Svcs	\$0	\$0	\$0	\$0	\$0	\$0
01882700-55800	Trans-Admin-Professional Devt	\$0	\$0	\$0	\$0	\$0	\$0
01902310-55800	Super-BOE-Professional Devt	\$1,400	\$0	\$1,400	\$0	\$1,200	\$200
01902320-55800	Super-Admin-Professional Devt	\$5,000	\$0	\$5,000	\$0	\$4,400	\$600
01912520-55800	Bus Off-Admin-Professional Devt	\$0	\$0	\$0	\$0	\$0	\$0
01922530-55804	Asst Super-Info Svcs-Oth Purch Svcs	\$14,000	\$0	\$14,000	\$0	\$720	\$13,280
Other Purch'd Services Total		\$421,694	\$0	\$421,694	\$65,783	\$48,013	\$307,898
Purchased Other Services Total		\$11,831,796	\$0	\$11,831,796	\$711,993	\$4,182,291	\$6,937,512

Supplies

Supplies Teaching

01011000-56111	TECEC-Classroom-Classroom Supplies	\$5,400	\$0	\$5,400	\$77	\$851	\$4,471
01011200-56111	PPS-Classroom-Classroom Supplies	\$27,000	\$0	\$27,000	\$1,750	\$7,953	\$17,297
01412214-56111	Curr Dir-D/W-Classroom Supplies	\$90,000	\$0	\$90,000	\$16,235	\$15,223	\$58,542
01511001-56111	BHES-Classroom Supplies	\$24,300	\$0	\$24,300	\$11,084	\$11,042	\$2,175
01512220-56901	BHES-Library-Supplies	\$2,700	\$0	\$2,700	\$663	\$2,010	\$28
01521001-56111	FTES-Classroom Supplies	\$27,900	\$0	\$27,900	\$4,921	\$8,350	\$14,629
01522220-56901	FTES-Library-Supplies	\$2,250	\$0	\$2,250	\$0	\$0	\$2,250
01531001-56111	DFES-Classroom Supplies	\$26,100	\$0	\$26,100	\$13,129	\$15,144	(\$2,173)
01532220-56901	DFES-Library-Supplies	\$2,250	\$0	\$2,250	\$0	\$2,254	(\$4)
01541001-56111	MBES-Classroom Supplies	\$27,000	\$0	\$27,000	\$2,405	\$20,983	\$3,612
01542220-56901	MBES-Library-Supplies	\$2,250	\$0	\$2,250	\$0	\$0	\$2,250
01551001-56111	JRES-Classroom Supplies	\$24,300	\$0	\$24,300	\$0	\$17,585	\$6,715
01552220-56901	JRES-Library-Supplies	\$2,250	\$0	\$2,250	\$0	\$932	\$1,318
01581001-56111	TES-Classroom Supplies	\$22,500	\$0	\$22,500	\$9,303	\$5,689	\$7,509
01582220-56901	TES-Library-Supplies	\$2,250	\$0	\$2,250	\$0	\$190	\$2,060
01611001-56111	HMS-Classroom-Classroom Supplies	\$31,500	\$0	\$31,500	\$10,838	\$3,735	\$16,927
01611016-56111	HMS-Music-Classroom Supplies	\$2,250	\$0	\$2,250	\$0	\$300	\$1,950
01611019-56111	HMS-PE/Health-Classroom Supplies	\$3,420	\$0	\$3,420	\$0	\$2,994	\$427
01612220-56111	HMS-Library-Supplies	\$1,935	\$0	\$1,935	\$0	\$0	\$1,935
01621001-56111	MMS-Classroom-Classroom Supplies	\$31,500	\$0	\$31,500	\$7,360	\$13,438	\$10,702
01621016-56111	MMS-Music-Classroom Supplies	\$2,475	\$0	\$2,475	\$273	\$370	\$1,832
01621019-56111	MMS-PE/Health-Classroom Supplies	\$2,250	\$0	\$2,250	\$0	\$1,659	\$591
01622220-56901	MMS-Library-Supplies	\$1,800	\$0	\$1,800	\$654	\$696	\$450
01711001-56111	THS-Classroom-Classroom Supplies	\$31,500	\$0	\$31,500	\$10,981	\$2,321	\$18,199
01711002-56112	THS-Art-Supplies	\$16,740	\$0	\$16,740	\$0	\$3,717	\$13,023
01711003-56112	THS-Business Ed-Supplies	\$1,530	\$0	\$1,530	\$409	\$251	\$870
01711006-56112	THS-Ag Science-Supplies	\$27,900	\$0	\$27,900	\$3,272	\$20,038	\$4,590
01711010-56112	THS-Language Arts-Supplies	\$900	\$0	\$900	\$0	\$255	\$645
01711011-56112	THS-Foreign Language-Supplies	\$1,350	\$0	\$1,350	\$0	\$490	\$860
01711013-56112	THS-Home Economics-Supplies	\$13,140	\$0	\$13,140	\$0	\$2,313	\$10,827
01711014-56112	THS-Industrial Arts-Supplies	\$18,900	\$0	\$18,900	\$1,150	\$3,800	\$13,950
01711015-56112	THS-Mathematics-Supplies	\$1,395	\$0	\$1,395	\$0	\$340	\$1,055
01711016-56112	THS-Music-Supplies	\$5,400	\$0	\$5,400	\$0	\$950	\$4,450

Trumbull Board of Education Expense vs Budget Detail
Report for the Period Ended 8/31/2022

<u>Account #</u>	<u>Account Description</u>	<u>Budget</u>			<u>Expended</u>	<u>Committed/ Estimates</u>	<u>Available/ (Over)</u>
		<u>Original</u>	<u>Transfers</u>	<u>Revised</u>			
01711019-56112	THS-PE/Health-Supplies	\$2,700	\$0	\$2,700	\$0	\$944	\$1,756
01711022-56112	THS-Alternate School-Supplies	\$450	\$0	\$450	\$0	\$0	\$450
01711027-56112	THS-Science-Supplies	\$11,124	\$0	\$11,124	\$0	\$52	\$11,072
01711028-56112	THS-Social Studies-Supplies	\$792	\$0	\$792	\$0	\$275	\$517
01712120-56112	THS-Guidance-Supplies	\$0	\$0	\$0	\$0	\$0	\$0
01712220-56901	THS-Library-Supplies	\$2,740	\$0	\$2,740	\$0	\$661	\$2,079
01712221-56112	THS-Audio Visual-Supplies	\$0	\$0	\$0	\$0	\$0	\$0
01712400-56116	THS-Admin-Supplies	\$6,975	\$0	\$6,975	\$0	\$0	\$6,975
01713201-56112	Sports-Sports General-Supplies	\$126,000	\$0	\$126,000	\$9,259	\$38,467	\$78,273
	Sports Supplies Total	\$126,000	\$0	\$126,000	\$9,259	\$38,467	\$78,273
01741200-56110	Continuing Ed-Teaching Supplies	\$0	\$0	\$0	\$0	\$0	\$0
	Supplies Teaching Total	\$635,116	\$0	\$635,116	\$103,761	\$206,271	\$325,084
<u>Supplies Office</u>							
01011000-56110	TECEC-Admin-Office Supplies	\$4,050	\$0	\$4,050	\$939	\$587	\$2,524
01011200-56110	PPS-Admin-Office Supplies	\$900	\$0	\$900	\$311	\$0	\$590
01052130-56110	PPS-Health Services-Supplies	\$7,650	\$0	\$7,650	\$0	\$0	\$7,650
01402320-56110	Asst Super-Admin-Office Supplies	\$4,050	\$0	\$4,050	(\$756)	\$4,061	\$745
01412210-56110	Curr Dir-Admin-Office Supplies	\$0	\$0	\$0	\$0	\$0	\$0
01422214-56900	Tech-L/W-Parts	\$8,550	\$0	\$8,550	\$3,643	\$5,854	(\$947)
01422520-56110	Tech-Admin-Office Supplies	\$1,170	\$0	\$1,170	\$607	\$0	\$563
01422520-56900	Tech-Admin-Parts	\$4,320	\$0	\$4,320	\$0	\$0	\$4,320
01512400-56110	BHES-Admin-Office Supplies	\$3,600	\$0	\$3,600	\$838	\$205	\$2,557
01522400-56110	FTES-Admin-Office Supplies	\$3,600	\$0	\$3,600	\$294	\$13	\$3,294
01532400-56110	DFES-Admin-Office Supplies	\$3,600	\$0	\$3,600	\$79	\$1,367	\$2,155
01542400-56110	MBES-Admin-Office Supplies	\$3,600	\$0	\$3,600	\$1,795	\$0	\$1,805
01552400-56110	JRES-Admin-Office Supplies	\$3,600	\$0	\$3,600	\$271	\$1,229	\$2,101
01582400-56110	TES-Admin-Office Supplies	\$3,600	\$0	\$3,600	\$0	\$520	\$3,080
01612400-56110	HMS-Admin-Office Supplies	\$6,750	\$0	\$6,750	\$956	\$2,683	\$3,112
01622400-56110	MMS-Admin-Office Supplies	\$7,650	\$0	\$7,650	\$0	\$0	\$7,650
01712221-56900	THS-Audio Visual-Parts & Maintenance	\$1,350	\$0	\$1,350	\$0	\$0	\$1,350
01712400-56110	THS-Admin-Office Supplies	\$3,150	\$0	\$3,150	\$270	\$100	\$2,779
01741200-56117	Continuing Ed-Office Supplies	\$0	\$0	\$0	\$0	\$0	\$0
01802130-56110	Human Resources-Admin-Office Supplies	\$2,925	\$0	\$2,925	\$0	\$900	\$2,025
01822230-56110	Facilities-Admin-Office Supplies	\$5,400	\$0	\$5,400	\$781	\$636	\$3,983
01882700-56110	Transportation-Office Supplies	\$3,600	\$0	\$3,600	\$0	\$0	\$3,600
01902320-56110	Super-Admin-Office Supplies	\$5,400	\$0	\$5,400	\$261	\$4,457	\$683
01912520-56110	Bus Off-Admin-Office Supplies	\$3,600	\$0	\$3,600	\$1,915	\$3,427	(\$1,742)
	Supplies Office Total	\$92,115	\$0	\$92,115	\$12,202	\$26,038	\$53,876
<u>Supplies Custodial</u>							
01842610-56130	Facilities-Custodial-Supplies	\$116,000	\$0	\$116,000	\$39,283	\$138,398	(\$61,680)
	Supplies Custodial Total	\$116,000	\$0	\$116,000	\$39,283	\$138,398	(\$61,680)
<u>Supplies Maintenance</u>							
01852622-56134	Facilities-Snow Removal-Supplies	\$9,000	\$0	\$9,000	\$0	\$3,800	\$5,200
01852623-56133	Facilities-Vehicles-Gas/Diesel	\$30,000	\$0	\$30,000	\$7,333	\$6,500	\$16,167
01852623-56134	Facilities-Vehicles-Supplies	\$15,000	\$0	\$15,000	\$1,892	\$10,058	\$3,050
01852625-56134	Facilities-Grounds-Supplies	\$10,000	\$0	\$10,000	\$174	\$10,484	(\$658)
01852626-56134	Facilities-Fertilizer	\$0	\$0	\$0	\$0	\$0	\$0
01852627-56134	Facilities-Lawn Care-Supplies	\$5,000	\$0	\$5,000	\$3,543	\$3,326	(\$1,869)
01852628-56134	Facilities-Paving-Supplies	\$0	\$0	\$0	\$925	\$0	(\$925)
01852631-56134	Facilities-Maintenance-Supplies	\$2,000	\$0	\$2,000	\$401	\$888	\$711
01852632-56134	Facilities-Inside Maintenance-Supplies	\$30,000	\$0	\$30,000	\$353	\$5,978	\$23,669
01852633-56134	Facilities-Electrical-Supplies	\$33,500	\$0	\$33,500	\$1,650	\$16,463	\$15,387
01852634-56134	Facilities-Fire Prot-Supplies	\$0	\$0	\$0	\$0	\$0	\$0
01852635-56134	Facilities-Floor Repair-Supplies	\$5,000	\$0	\$5,000	\$0	\$1,500	\$3,500
01852637-56134	Facilities-Glass-Supplies	\$1,000	\$0	\$1,000	\$0	\$0	\$1,000
01852638-56134	Facilities-Hardware-Supplies	\$5,000	\$0	\$5,000	\$382	\$3,999	\$619
01852639-56134	Facilities-HVAC-Supplies	\$55,000	\$0	\$55,000	\$6,723	\$17,668	\$30,609
01852641-56134	Facilities-Masonry-Supplies	\$0	\$0	\$0	\$0	\$0	\$0
01852642-56134	Facilities-Painting-Supplies	\$5,000	\$0	\$5,000	\$4,178	\$5,182	(\$4,359)

**Trumbull Board of Education Expense vs Budget Detail
Report for the Period Ended 8/31/2022**

Account #	Account Description	Budget			Expended	Committed/ Estimates	Available/ (Over)
		Original	Transfers	Revised			
01852643-56134	Facilities-Plant Equip-Supplies	\$0	\$0	\$0	\$0	\$0	\$0
01852644-56134	Facilities-Plumbing-Supplies	\$35,000	\$0	\$35,000	\$8,491	\$16,685	\$9,824
01852645-56134	Facilities-Roofing-Supplies	\$0	\$0	\$0	\$0	\$0	\$0
01852646-56134	Facilities-Pest Control-Supplies	\$1,000	\$0	\$1,000	\$0	\$0	\$1,000
01852648-56134	Facilities-Indoor Air Quality-IAQ-Supplies	\$10,000	\$0	\$10,000	\$2,605	\$4,395	\$3,000
01852649-56134	Facilities-Welding-Supplies	\$0	\$0	\$0	\$37	\$713	(\$750)
	Supplies Maintenance Total	\$251,500	\$0	\$251,500	\$38,686	\$107,638	\$105,176

Text & Workbooks

01011000-56411	TECEC-Classroom-Text & Workbooks	\$1,300	\$0	\$1,300	\$0	\$0	\$1,300
01011200-56411	PPS-Admin-Text & Workbooks	\$4,300	\$0	\$4,300	\$0	\$4,300	\$0
01412210-56411	Curr Dir-D/W-Text & Workbooks	\$112,300	\$0	\$112,300	\$35,868	\$61,180	\$15,252
01511001-56411	BHES-Classroom-Text & Workbooks	\$34,000	\$0	\$34,000	\$3,490	\$18,305	\$12,205
01521001-56411	FTES-Classroom-Text & Workbooks	\$30,000	\$0	\$30,000	\$6,826	\$13,007	\$10,167
01531001-56411	DFES-Classroom-Text & Workbooks	\$28,664	\$0	\$28,664	\$13,889	\$5,600	\$9,175
01541001-56411	MBES-Classroom-Text & Workbooks	\$29,000	\$0	\$29,000	\$255	\$22,352	\$6,393
01551001-56411	JRES-Classroom-Text & Workbooks	\$29,000	\$0	\$29,000	\$64	\$8,077	\$20,859
01581001-56411	TES-Classroom-Text & Workbooks	\$29,000	\$0	\$29,000	\$10,274	\$10,162	\$8,564
01611001-56411	HMS-Classroom-Text & Workbooks	\$15,000	\$0	\$15,000	\$0	\$607	\$14,393
01621001-56411	MMS-Classroom-Text & Workbooks	\$15,000	\$0	\$15,000	\$0	\$1,016	\$13,984
01621016-56411	MMS-Music-Text & Workbooks	\$0	\$0	\$0	\$0	\$0	\$0
01711003-56411	THS-Business Ed-Text & Workbooks	\$9,225	\$0	\$9,225	\$7,008	\$658	\$1,559
01711006-56411	THS-Ag Science-Text & Workbooks	\$4,000	\$0	\$4,000	\$0	\$0	\$4,000
01711010-56411	THS-Language Arts-Text & Workbooks	\$18,000	\$0	\$18,000	\$0	\$8,408	\$9,592
01711011-56411	THS-Foreign Language-Text & Workbooks	\$12,500	\$0	\$12,500	\$0	\$9,572	\$2,928
01711013-56411	THS-Home Economics-Text & Workbooks	\$0	\$0	\$0	\$0	\$0	\$0
01711015-56411	THS-Mathematics-Text & Workbooks	\$15,100	\$0	\$15,100	\$56	\$0	\$15,044
01711019-56411	THS-PE/Health-Text & Workbooks	\$500	\$0	\$500	\$0	\$0	\$500
01711022-56411	THS-Alternate School-Text & Workbooks	\$0	\$0	\$0	\$0	\$0	\$0
01711027-56411	THS-Science-Text & Workbooks	\$9,800	\$0	\$9,800	\$0	\$0	\$9,800
01711028-56411	THS-Social Studies-Text & Workbooks	\$12,774	\$0	\$12,774	\$0	\$1,409	\$11,365
01741200-56411	Continuing Ed-Textbooks	\$0	\$0	\$0	\$0	\$0	\$0
	Text & Workbooks Total	\$409,463	\$0	\$409,463	\$77,730	\$164,652	\$167,081

Subscriptions

01011200-56425	PPS-Admin-Periodicals	\$1,000	\$0	\$1,000	\$185	\$1,022	(\$207)
01412210-56425	Curr Dir-Admin-Periodicals	\$0	\$0	\$0	\$0	\$0	\$0
01412214-56426	Cur Dir-D/W-Online Subscriptions	\$281,048	\$0	\$281,048	\$150,316	\$82,127	\$48,606
01422520-56425	Tech-Admin-Periodicals	\$200	\$0	\$200	\$0	\$0	\$200
01512220-56425	BHES-Library-Periodicals	\$1,300	\$0	\$1,300	\$0	\$0	\$1,300
01522220-56425	FTES-Library-Periodicals	\$1,200	\$0	\$1,200	\$0	\$0	\$1,200
01532220-56425	DFES-Library-Periodicals	\$1,200	\$0	\$1,200	\$0	\$0	\$1,200
01542220-56425	MBES-Library-Periodicals	\$1,200	\$0	\$1,200	\$0	\$864	\$336
01552220-56425	JRES-Library-Periodicals	\$1,250	\$0	\$1,250	\$0	\$0	\$1,250
01582220-56425	TES-Library-Periodicals	\$1,250	\$0	\$1,250	\$0	\$284	\$966
01612220-56425	HMS-Library-Periodicals	\$1,750	\$0	\$1,750	\$0	\$0	\$1,750
01622220-56425	MMS-Library-Periodicals	\$1,250	\$0	\$1,250	\$0	\$1,058	\$192
01712220-56425	THS-Library-Periodicals	\$2,200	\$0	\$2,200	\$0	\$388	\$1,812
01712400-56425	THS-Admin-Periodicals	\$750	\$0	\$750	\$0	\$0	\$750
01822230-56425	Facilities-Admin-Periodicals	\$350	\$0	\$350	\$0	\$0	\$350
01882700-56425	Trans-Admin-Periodicals	\$0	\$0	\$0	\$0	\$0	\$0
01902310-56425	Super-BOE-Periodicals	\$0	\$0	\$0	\$0	\$0	\$0
01902320-56425	Super- Admin-Periodicals	\$700	\$0	\$700	\$134	\$396	\$170
	Subscriptions Total	\$296,648	\$0	\$296,648	\$150,634	\$86,138	\$59,876

Testing Materials

01011000-56904	TECEC-Classroom-Testing Materials	\$4,600	\$0	\$4,600	\$402	\$0	\$4,198
01011200-56904	PPS-L/W-Testing Materials	\$55,000	\$0	\$55,000	\$788	\$52,151	\$2,062
01412210-56904	Curr Dir-D/W-Testing Materials	\$110,000	\$0	\$110,000	\$53,766	\$31,210	\$25,024
01712120-56903	THS-Guidance-Testing Materials	\$400	\$0	\$400	\$0	\$0	\$400
	Testing Materials Total	\$170,000	\$0	\$170,000	\$54,956	\$83,361	\$31,683

Books & A/V

Trumbull Board of Education Expense vs Budget Detail
Report for the Period Ended 8/31/2022

Account #	Account Description	Budget			Expended	Committed/ Estimates	Available/ (Over)
		Original	Transfers	Revised			
01512220-56420	BHES-Library-Books & Media	\$8,000	\$0	\$8,000	\$0	\$7,941	\$59
01522220-56420	FTES-Library-Books & Media	\$5,000	\$0	\$5,000	\$0	\$0	\$5,000
01532220-56420	DFES-Library-Books & Media	\$5,000	\$0	\$5,000	\$0	\$0	\$5,000
01542220-56420	MBES-Library-Books & Media	\$5,000	\$0	\$5,000	\$0	\$0	\$5,000
01552220-56420	JRES-Library-Books & Media	\$5,000	\$0	\$5,000	\$0	\$3,302	\$1,698
01582220-56420	TES-Library-Books & Media	\$5,000	\$0	\$5,000	\$1,281	\$1,983	\$1,736
01612220-56420	HMS-Library-Books & Media	\$2,000	\$0	\$2,000	\$0	\$0	\$2,000
01622220-56420	MMS-Library-Books & Media	\$2,250	\$0	\$2,250	\$0	\$912	\$1,338
01712220-56420	THS-Library-Books & Media	\$7,040	\$0	\$7,040	\$0	\$0	\$7,040
	Books & A/V Total	\$44,290	\$0	\$44,290	\$1,281	\$14,139	\$28,870
Software							
01412210-56118	Curr Dir-D/W Software	\$5,000	\$0	\$5,000	\$2,475	\$0	\$2,525
01422214-56118	Tech-L/W-Software	\$188,925	\$0	\$188,925	\$136,145	\$65,825	(\$13,045)
01712120-56118	THS-Guidance-Software	\$0	\$0	\$0	\$0	\$0	\$0
	Software Total	\$193,925	\$0	\$193,925	\$138,620	\$65,825	(\$10,520)
Energy							
01842611-56201	Facilities-D/W-Heating Oil	\$0	\$0	\$0	\$0	\$0	\$0
01842611-56202	Facilities-D/W-Natural Gas	\$599,400	\$0	\$599,400	\$5,841	\$479,159	\$114,400
	Energy Total	\$599,400	\$0	\$599,400	\$5,841	\$479,159	\$114,400
Other Supplies							
01422214-56117	Tech-L/W-Computer Supplies	\$500	\$0	\$500	\$0	\$0	\$500
01422220-56117	Tech-Dist AV/Chan 17-Supplies	\$300	\$0	\$300	\$0	\$0	\$300
01422220-56900	Tech-Dist AV/Ch17-Parts	\$6,800	\$0	\$6,800	(\$375)	\$0	\$7,175
01613202-56119	HMS-Activities-Supplies	\$3,000	\$0	\$3,000	\$0	\$0	\$3,000
01623202-56119	MMS-Activities-Supplies	\$2,000	\$0	\$2,000	\$0	\$0	\$2,000
01712400-56270	THS-Admin-Security Supplies	\$1,500	\$0	\$1,500	\$52	\$0	\$1,448
01712400-56907	THS-Admin-Graduation	\$16,800	\$0	\$16,800	\$0	\$0	\$16,800
01713203-56906	THS-Activities-Fees, Awards & Supplies	\$1,500	\$0	\$1,500	\$0	\$0	\$1,500
01852625-56900	Fences/Playground-Supplies	\$0	\$0	\$0	\$0	\$0	\$0
01852636-56900	Furniture Repairs-Supplies	\$0	\$0	\$0	\$0	\$0	\$0
01882700-56270	Transportation-Bus Supplies	\$0	\$0	\$0	\$0	\$0	\$0
	Other Supplies Total	\$32,400	\$0	\$32,400	(\$323)	\$0	\$32,723
	Supplies Total	\$2,840,857	\$0	\$2,840,857	\$622,670	\$1,371,619	\$846,568
Property							
Office Equipment							
01612400-57301	HMS-Admin-Equipment	\$500	\$0	\$500	\$0	\$0	\$500
01622400-57301	MMS-Admin-Equipment	\$0	\$0	\$0	\$0	\$0	\$0
01822230-57301	Facilities-Admin-Equipment	\$350	\$0	\$350	\$0	\$0	\$350
	Office Equipment Total	\$850	\$0	\$850	\$0	\$0	\$850
Office Furniture							
01052130-57304	SPED-Health Services Furniture	\$0	\$0	\$0	\$615	\$215	(\$830)
01402320-57308	Asst. Super.-Furniture	\$0	\$0	\$0	\$0	\$0	\$0
01712400-57308	THS-Admin-Office Furniture	\$0	\$0	\$0	\$0	\$0	\$0
01822230-57308	Facilities-Admin-Furniture	\$0	\$0	\$0	\$0	\$0	\$0
01852651-57301	Facilities-Building Improvement-Furniture	\$0	\$0	\$0	\$0	\$0	\$0
01902520-57308	Bus Off-Admin-Office Furniture	\$0	\$0	\$0	\$0	\$0	\$0
	Office Furniture Total	\$0	\$0	\$0	\$615	\$215	(\$830)
Classroom Equipment							
01011000-57301	TECEC-Classroom-Instructional Equipment	\$4,000	\$0	\$4,000	\$0	\$0	\$4,000
01032130-57303	PPS-L/W-Equipment Instructional	\$15,000	\$0	\$15,000	\$1,910	\$5,052	\$8,038
01412210-57301	Curr Dir-D/W-Equipment Instructional	\$20,000	\$0	\$20,000	\$0	\$0	\$20,000
01421001-57310	Tech-Classroom-Computer Equipment	\$192,325	\$0	\$192,325	\$170,821	\$22,293	(\$789)
01422214-57301	Tech-L/W-Computer Equipment	\$10,500	\$0	\$10,500	\$1,103	\$1,026	\$8,371
01422220-57301	Tech-Dist AV/Ch17-Equipment Instructional	\$22,000	\$0	\$22,000	\$3,196	\$16,134	\$2,670

Trumbull Board of Education Expense vs Budget Detail
Report for the Period Ended 8/31/2022

<u>Account #</u>	<u>Account Description</u>	<u>Budget</u>			<u>Expended</u>	<u>Committed/ Estimates</u>	<u>Available/ (Over)</u>
		<u>Original</u>	<u>Transfers</u>	<u>Revised</u>			
01511001-57301	BHES-Classroom-Equipment Instructional	\$2,500	\$0	\$2,500	\$0	\$1,169	\$1,331
01512220-57302	BHES-Library-Equipment Instructional	\$2,200	\$0	\$2,200	\$0	\$0	\$2,200
01521001-57301	FTES-Classroom-Equipment Instructional	\$2,400	\$0	\$2,400	\$0	\$0	\$2,400
01522220-57302	FTES-Library-Equipment Instructional	\$2,300	\$0	\$2,300	\$0	\$0	\$2,300
01531001-57301	DFES-Classroom-Equipment Instructional	\$2,500	\$0	\$2,500	\$0	\$0	\$2,500
01532220-57302	DFES-Library-Equipment Instructional	\$2,400	\$0	\$2,400	\$0	\$0	\$2,400
01541001-57301	MBES-Classroom-Equipment Instructional	\$4,000	\$0	\$4,000	\$0	\$1,111	\$2,889
01542220-57302	MBES-Library-Equipment Instructional	\$2,200	\$0	\$2,200	\$0	\$0	\$2,200
01551001-57301	JRES-Classroom-Equipment Instructional	\$2,500	\$0	\$2,500	\$0	\$0	\$2,500
01552220-57302	JRES-Library-Equipment Instructional	\$2,200	\$0	\$2,200	\$0	\$0	\$2,200
01581001-57301	TES-Classroom-Equipment Instructional	\$2,500	\$0	\$2,500	\$0	\$1,695	\$805
01582220-57302	TES-Library-Equipment Instructional	\$2,200	\$0	\$2,200	\$0	\$0	\$2,200
01611001-57301	HMS-Classroom-Equipment Instructional	\$3,400	\$0	\$3,400	\$0	\$0	\$3,400
01611016-57301	HMS-Music-Equipment Instructional	\$3,300	\$0	\$3,300	\$0	\$1,547	\$1,753
01612220-57302	HMS-Library-Equipment Instructional	\$1,700	\$0	\$1,700	\$0	\$0	\$1,700
01621001-57301	MMS-Classroom-Equipment Instructional	\$3,400	\$0	\$3,400	\$0	\$0	\$3,400
01621016-57301	MMS-Music-Equipment Instructional	\$3,500	\$0	\$3,500	\$0	\$0	\$3,500
01622220-57302	MMS-Library-Equipment Instructional	\$1,700	\$0	\$1,700	\$0	\$0	\$1,700
01711001-57301	THS-Classroom-Equipment	\$0	\$0	\$0	\$0	\$0	\$0
01711002-57301	THS-Art-Equipment Instructional	\$8,500	\$0	\$8,500	\$0	\$950	\$7,550
01711003-57301	THS-Business Ed-Equipment Instructional	\$0	\$0	\$0	\$0	\$0	\$0
01711006-57301	THS-Ag Science-Equipment Instructional	\$969	\$0	\$969	\$3,283	\$0	(\$2,314)
01711011-57301	THS-Foreign Language-Equipment Instructional	\$5,600	\$0	\$5,600	\$0	\$6,380	(\$780)
01711013-57301	THS-Home Economics-Equipment Instructional	\$3,000	\$0	\$3,000	\$0	\$2,157	\$843
01711014-57301	THS-Industrial Arts-Equipment Instructional	\$2,000	\$0	\$2,000	\$0	\$818	\$1,182
01711016-57301	THS-Music-Equipment Instructional	\$2,500	\$0	\$2,500	\$0	\$0	\$2,500
01711019-57301	THS-PE/Health-Equipment Instructional	\$3,500	\$0	\$3,500	\$0	\$0	\$3,500
01711027-57301	THS-Science-Equipment Instructional	\$8,755	\$0	\$8,755	\$0	\$0	\$8,755
01712220-57302	THS-Library-Equipment Instructional	\$775	\$0	\$775	\$0	\$400	\$375
01712221-57301	THS-Audio Visual-Equipment Instructional	\$4,000	\$0	\$4,000	\$0	\$0	\$4,000
01712400-57301	THS-Admin-Equipment	\$0	\$0	\$0	\$0	\$0	\$0
01713201-57301	Sports-Sports General-Equipment Instructional	\$30,000	\$0	\$30,000	\$3,390	\$13,580	\$13,030
Classroom Equipment Total		\$380,324	\$0	\$380,324	\$183,703	\$74,312	\$122,309
<u>Classroom Furniture</u>							
01011000-57308	TECEC-Classroom-Furniture	\$3,200	\$0	\$3,200	\$0	\$0	\$3,200
01511001-57308	BHES-Classroom-Furniture	\$2,000	\$0	\$2,000	\$0	\$0	\$2,000
01521001-57308	FTES-Classroom-Furniture	\$2,000	\$0	\$2,000	\$298	\$405	\$1,297
01531001-57308	DFES-Classroom-Furniture	\$2,000	\$0	\$2,000	\$0	\$2,816	(\$816)
01541001-57308	MBES-Classroom-Furniture	\$2,000	\$0	\$2,000	\$0	\$460	\$1,540
01551001-57308	JRES-Classroom-Furniture	\$2,000	\$0	\$2,000	\$0	\$1,939	\$61
01581001-57308	TES-Classroom-Furniture	\$2,000	\$0	\$2,000	\$0	\$0	\$2,000
01611001-57308	HMS-Classroom-Furniture	\$500	\$0	\$500	\$0	\$0	\$500
01621001-57308	MMS-Classroom-Furniture	\$0	\$0	\$0	\$0	\$0	\$0
Classroom Furniture Total		\$15,700	\$0	\$15,700	\$298	\$5,621	\$9,781
<u>Building Equipment</u>							
01842610-57301	Facilities-Custodial-Equipment	\$5,000	\$0	\$5,000	\$0	\$0	\$5,000
01852622-57307	Facilities-Snow Removal-Equipment	\$5,000	\$0	\$5,000	\$0	\$0	\$5,000
01852623-57307	Facilities-Vehicles-Equipment	\$1,000	\$0	\$1,000	\$0	\$4,000	(\$3,000)
01852625-57307	Facilities-Grounds-Equipment	\$20,000	\$0	\$20,000	\$0	\$0	\$20,000
01852627-57307	Facilities-Lawn Care-Equipment	\$20,000	\$0	\$20,000	\$0	\$0	\$20,000
01852632-57307	Facilities-Inside Maintenance-Equipment	\$1,000	\$0	\$1,000	\$0	\$0	\$1,000
01852633-57306	FacilitiesPlantBldg-Electrical-Equipment	\$0	\$0	\$0	\$994	\$8,093	(\$9,088)
01852633-57307	Facilities-Electrical-Equipment	\$0	\$0	\$0	\$0	\$0	\$0
01852639-57307	Facilities-HVAC-Equipment	\$25,000	\$0	\$25,000	\$0	\$0	\$25,000
01852643-57307	Facilities-Plant-Equipment	\$0	\$0	\$0	\$0	\$0	\$0
01852644-57307	Facilities-Plumbing-Equipment	\$1,000	\$0	\$1,000	\$0	\$0	\$1,000
01852648-57307	Facilities-IAQ-Equipment	\$5,000	\$0	\$5,000	\$0	\$0	\$5,000
01852654-57340	Facilities-Maintenance-Vehicle	\$0	\$0	\$0	\$0	\$0	\$0
Building Equipment Total		\$83,000	\$0	\$83,000	\$994	\$12,093	\$69,912
<u>Building Improvements</u>							
01842611-57202	Facilities-Project Improvements to Site	\$0	\$0	\$0	\$0	\$0	\$0

**Trumbull Board of Education Expense vs Budget Detail
Report for the Period Ended 8/31/2022**

<u>Account #</u>	<u>Account Description</u>	<u>Budget</u>			<u>Expended</u>	<u>Committed/ Estimates</u>	<u>Available/ (Over)</u>
		<u>Original</u>	<u>Transfers</u>	<u>Revised</u>			
01852650-57200	Facilities-Site-Building Improvement	\$15,000	\$0	\$15,000	\$1,620	\$8,100	\$5,280
01852650-57202	Facilities-Site-Building Improvement	\$0	\$0	\$0	\$0	\$0	\$0
01852651-57100	Facilities-Building Improvement	\$0	\$0	\$0	\$1,220	\$0	(\$1,220)
01852651-57202	Facilities-Building Improvement-Projects	\$30,000	\$0	\$30,000	\$0	\$2,335	\$27,665
	Building Improvements Total	\$45,000	\$0	\$45,000	\$2,840	\$10,435	\$31,725
<u>Other Equipment</u>							
01422520-57301	Tech-Admin-WAN Equipment	\$3,550	\$0	\$3,550	\$0	\$0	\$3,550
	Other Equipment Total	\$3,550	\$0	\$3,550	\$0	\$0	\$3,550
	Property Total	\$528,424	\$0	\$528,424	\$188,450	\$102,676	\$237,298
<u>Miscellaneous</u>							
<u>Debt Service, Dues, Fees and Memberships</u>							
01011000-58900	TECEC-Admin-Dues & Fees	\$800	\$0	\$800	\$220	\$0	\$580
01011200-58900	PPS-Admin-Dues & Fees	\$2,000	\$0	\$2,000	\$696	\$7,906	(\$6,602)
01402210-58900	Instructional-Dues & Fees	\$0	\$0	\$0	\$0	\$0	\$0
01402320-58900	Asst Super-Admin-Dues & Fees	\$7,000	\$0	\$7,000	\$3,908	\$0	\$3,092
01412210-58900	Curr Dir-Admin-Dues & Fees	\$0	\$0	\$0	\$0	\$0	\$0
01422520-58900	Tech-Admin-Dues & Fees	\$0	\$0	\$0	\$0	\$0	\$0
01512400-58900	BHES-Admin-Dues & Fees	\$550	\$0	\$550	\$0	\$0	\$550
01522400-58900	FTES-Admin-Dues & Fees	\$553	\$0	\$553	\$89	\$0	\$464
01532400-58900	DFES-Admin-Dues & Fees	\$500	\$0	\$500	\$0	\$0	\$500
01542400-58900	MBES-Admin-Dues & Fees	\$100	\$0	\$100	\$0	\$0	\$100
01552400-58900	JRES-Admin-Dues & Fees	\$550	\$0	\$550	\$0	\$0	\$550
01582400-58900	TES-Admin-Dues & Fees	\$550	\$0	\$550	\$168	\$0	\$382
01612400-58900	HMS-Admin-Dues & Fees	\$900	\$0	\$900	\$385	\$0	\$515
01622400-58900	MMS-Admin-Dues & Fees	\$900	\$0	\$900	\$764	\$0	\$136
01711006-58900	THS-Ag Science-Dues & Fees	\$899	\$0	\$899	\$0	\$0	\$899
01711019-58900	THS-PE/Health-Dues & Fees	\$0	\$0	\$0	\$0	\$0	\$0
01712120-58900	THS-Guidance-Dues & Fees	\$0	\$0	\$0	\$0	\$0	\$0
01712220-58900	THS-Library-Dues & Fees	\$0	\$0	\$0	\$0	\$0	\$0
01712400-58900	THS-Admin-Dues & Fees	\$11,225	\$0	\$11,225	\$10,360	\$239	\$626
01713201-58900	Sports-Sports General-Dues & Fees	\$40,000	\$0	\$40,000	\$21,980	\$6,840	\$11,180
01741200-58900	Cont Ed-Admin-Dues & Fees	\$0	\$0	\$0	\$0	\$0	\$0
01802130-58900	Human Resources-Admin-Dues & Fees	\$1,200	\$0	\$1,200	\$0	\$0	\$1,200
01822230-58900	Facilities-Admin-Dues & Fees	\$1,500	\$0	\$1,500	\$0	\$0	\$1,500
01882700-58900	Trans-Admin-Dues & Fees	\$375	\$0	\$375	\$150	\$0	\$225
01902320-58900	Super-Admin-Dues & Fees	\$21,700	\$0	\$21,700	\$6,870	\$14,308	\$522
01912520-58310	Redemption of Principal on Loans	\$335,343	\$0	\$335,343	\$0	\$0	\$335,343
01912520-58320	Interest on Loans	\$88,196	\$0	\$88,196	\$0	\$0	\$88,196
01912520-58900	Bus Off-Admin-Dues & Fees	\$7,132	\$0	\$7,132	\$3,796	\$0	\$3,336
	Dues, Fees and Memberships Total	\$521,973	\$0	\$521,973	\$49,385	\$29,293	\$443,295
<u>Other Miscellaneous</u>							
01912520-58904	D/W-Admin-Bad Debt Expense	\$1,000	\$0	\$1,000	\$0	\$0	\$1,000
	Other Miscellaneous Total	\$1,000	\$0	\$1,000	\$0	\$0	\$1,000
	Miscellaneous Total	\$522,973	\$0	\$522,973	\$49,385	\$29,293	\$444,295
<u>Other Objects</u>							
01412210-59000	Curr-District Wide Support	\$0	\$0	\$0	\$0	\$0	\$0
01912520-59000	Bus Office-Admin-Anticipated Surplus	\$0	\$0	\$0	\$0	\$0	\$0
01912520-59001	Bus Office-Intergovernmental transfer	(\$466,300)	\$0	(\$466,300)	\$0	\$0	(\$466,300)
	Other Objects Total	(\$466,300)	\$0	(\$466,300)	\$0	\$0	(\$466,300)
	Munis Report Total	\$115,915,558	\$0	\$115,915,558	\$8,088,094	\$38,220,253	\$69,607,211

10/04/2022 09:59
1791pbri

TRUMBULL BOE, CT
YEAR-TO-DATE BUDGET REPORT

P 1
glytdbud

FOR 2023 02

	ORIGINAL APPROP	TRANFRS/ ADJSTMTS	REVISED BUDGET	YTD EXPENDED	ENCUMBRANCES	AVAILABLE BUDGET	PCT USED
51111 TEACHERS-SPECIALISTS							
09006001 51111 NP Teach	0	110,000	110,000	.00	.00	110,000.00	.0%
51125 ADMINISTRATOR							
09007001 51125 NP Admin	0	15,499	15,499	2,870.20	12,628.84	-.04	100.0%*
51130 SECRETARY-CAL YR							
09007001 51130 SEC-CALYR	0	15,970	15,970	2,935.45	12,915.96	118.59	99.3%
51140 CUST./MAINT. - REGULAR PAY							
09005000 51140 CUST.MAINT	0	25,000	25,000	.00	.00	25,000.00	.0%
09006200 51140 POOLMAN	0	60,000	60,000	464.16	.00	59,535.84	.8%
51141 CUST./MAINT. - OT - SCHOOL							
09005000 51141 OT/SCHOOLS	0	100,000	100,000	13,583.17	.00	86,416.83	13.6%
09005000 51141 COVID OT/SCHOOLS	0	1,000	1,000	.00	.00	1,000.00	.0%
53302 Other Prof Services							
09006200 53302 Emer	0	500	500	.00	.00	500.00	.0%
54101 UTILITY EXPENSE - ELECTRICITY							
09002611 54101 Electricit	0	24,000	24,000	4,000.00	.00	20,000.00	16.7%
55102 Ace/Bei/THSJobShadow							
09007001 55102 NP Bus	0	937,579	937,579	818.92	68,041.08	868,719.00	7.3%
56136 SUPPLIES - OTHER PROJECTS							
09006200 56136 OTH PROJ	0	15,000	15,000	.00	.00	15,000.00	.0%
GRAND TOTAL	0	1,304,548	1,304,548	24,671.90	93,585.88	1,186,290.22	9.1%

10/04/2022 10:05
1791pbri

TRUMBULL BOE, CT
ACCOUNT SUMMARY TRIAL BALANCE FOR FY23/AUG TO AUG
FUND

P 1
glatrbal

ACCOUNT ACCOUNT NAME	BEG. BALANCE	DEBITS	CREDITS	NET CHANGE	END BALANCE
100 -00-0000-10410 - SA CASH ACCT - PEOPLES BANK	367,615.84	3,442.76	6,764.36	-3,321.60	364,294.24
100 -00-0000-20032 - THS Model Congress	-874.01	.00	.00	.00	-874.01
100 -00-0000-20063 - THS WELLNESS CENTER	-150.00	.00	.00	.00	-150.00
100 -00-0000-20068 - MATH HONOR SOCIETY	-1,636.06	.00	.00	.00	-1,636.06
100 -00-0000-20082 - THS ORCHESTRA	-535.60	.00	.00	.00	-535.60
100 -00-0000-20101 - THS LIBRARY CLUB	-3,993.45	.00	.00	.00	-3,993.45
100 -00-0000-20110 - THS Pink Ribbon	-1,357.00	.00	.00	.00	-1,357.00
100 -00-0000-20130 - THS BOOK STORE	-3,187.23	215.89	1.00	214.89	-2,972.34
100 -00-0000-20133 - THS NEWSPAPER	-358.01	.00	.00	.00	-358.01
100 -00-0000-20139 - THS TRILLIUM YEARBOOK	-13,248.53	.00	.00	.00	-13,248.53
100 -00-0000-20152 - HILLCREST MIDDLE SCHOOL	-16,082.08	2,047.56	95.44	1,952.12	-14,129.96
100 -00-0000-20156 - MADISON MIDDLE SCHOOL	-8,569.32	3,253.17	300.00	2,953.17	-5,616.15
100 -00-0000-20164 - THS Class of 2017	-5,343.71	.00	.00	.00	-5,343.71
100 -00-0000-20165 - THS Class of 2018	-8,098.26	.00	.00	.00	-8,098.26
100 -00-0000-20166 - THS Class of 2019	-2,291.64	.00	.00	.00	-2,291.64
100 -00-0000-20167 - THS Class of 2020	-13,251.30	.00	.00	.00	-13,251.30
100 -00-0000-20168 - THS Class of 2021	-3,418.26	.00	.00	.00	-3,418.26
100 -00-0000-20169 - THS Class of 2022	-9,788.20	.00	.00	.00	-9,788.20
100 -00-0000-20170 - THS Class of 2023	-9,414.26	.00	.00	.00	-9,414.26
100 -00-0000-20171 - THS Class of 2024	-7,851.64	.00	.00	.00	-7,851.64
100 -00-0000-20172 - THS Class of 2025	-1,060.18	.00	.00	.00	-1,060.18
100 -00-0000-20180 - THS VOAG FUTURE FARMERS	-1,391.69	.00	.00	.00	-1,391.69
100 -00-0000-20190 - THS VOAG FARM	-31,057.35	.00	572.24	-572.24	-31,629.59
100 -00-0000-20251 - BOOTH HILL SCHOOL	-3,542.46	.00	.00	.00	-3,542.46
100 -00-0000-20252 - FRENCHTOWN SCHOOL	-542.99	.00	.00	.00	-542.99
100 -00-0000-20253 - DANIELS FARM	-501.57	.00	.00	.00	-501.57
100 -00-0000-20254 -					

10/04/2022 10:05
1791pbri

TRUMBULL BOE, CT
ACCOUNT SUMMARY TRIAL BALANCE FOR FY23/AUG TO AUG
FUND

P 2
glatrbal

ACCOUNT ACCOUNT NAME	BEG. BALANCE	DEBITS	CREDITS	NET CHANGE	END BALANCE
MIDDLEBROOK SCHOOL	-3,362.34	.00	36.48	-36.48	-3,398.82
100 -00-0000-20255 -					
JANE RYAN SCHOOL	-410.83	.00	.00	.00	-410.83
100 -00-0000-20258 -					
TASHUA SCHOOL	-30,353.35	.00	1,754.73	-1,754.73	-32,108.08
100 -00-0000-20510 -					
THS STUDENT COUNCIL	-4,284.05	.00	.00	.00	-4,284.05
100 -00-0000-20550 -					
GENERAL FUND	-3,696.34	67.50	.00	67.50	-3,628.84
100 -00-0000-20599 -					
THS HISTORY HONOR SOCIETY	-300.91	.00	.00	.00	-300.91
100 -00-0000-20603 -					
THS DECA (MARKETING EDUCATION)	-4,064.55	1,681.00	3,160.00	-1,479.00	-5,543.55
100 -00-0000-20604 -					
THS BAND	-967.02	.00	.00	.00	-967.02
100 -00-0000-20605 -					
THS KEY CLUB	-477.26	.00	.00	.00	-477.26
100 -00-0000-20606 -					
THS BEST BUDDIES	-1,049.97	.00	.00	.00	-1,049.97
100 -00-0000-20607 -					
THS HOME ECON. CLUB	-2.23	.00	.00	.00	-2.23
100 -00-0000-20608 -					
THS LOST TEXTBOOKS	-7,227.95	.00	.00	.00	-7,227.95
100 -00-0000-20609 -					
THS Creative Minds	-2,572.87	.00	.00	.00	-2,572.87
100 -00-0000-20611 -					
THS ACADEMIC DECATHLON	-2,017.50	.00	.00	.00	-2,017.50
100 -00-0000-20613 -					
THS LATIN CLUB	-137.83	.00	.00	.00	-137.83
100 -00-0000-20614 -					
THS CHORAL GROUP	-5,838.25	.00	.00	.00	-5,838.25
100 -00-0000-20615 -					
THS ITALIAN CLUB	-724.65	.00	.00	.00	-724.65
100 -00-0000-20617 -					
THS FUTURE BUSINESS LEADERS	-2,813.86	.00	.00	.00	-2,813.86
100 -00-0000-20619 -					
FRENCH HONOR SOCIETY	-396.00	.00	.00	.00	-396.00
100 -00-0000-20620 -					
THS FRENCH CLUB	-877.64	.00	.00	.00	-877.64
100 -00-0000-20621 -					
THS MISCELLANEOUS	-1,777.74	572.44	500.00	72.44	-1,705.30
100 -00-0000-20622 -					
THS IN/OUT	-2,605.12	.00	.00	.00	-2,605.12
100 -00-0000-20624 -					
THS SPANISH CLUB	-1,012.97	.00	.00	.00	-1,012.97
100 -00-0000-20625 -					
THS SODA MACHINE	-493.91	.00	.00	.00	-493.91
100 -00-0000-20627 -					
THS World Lang. HONOR SOCIETIES	-2,002.41	.00	.00	.00	-2,002.41
100 -00-0000-20628 -					
THS A.V. CLUB	-172.13	.00	.00	.00	-172.13
100 -00-0000-20629 -					
THS SUNSHINE FUND	-519.38	.00	.00	.00	-519.38

10/04/2022 10:05
1791pbri

TRUMBULL BOE, CT
ACCOUNT SUMMARY TRIAL BALANCE FOR FY23/AUG TO AUG
FUND

P 3
glatrbal

ACCOUNT ACCOUNT NAME	BEG. BALANCE	DEBITS	CREDITS	NET CHANGE	END BALANCE
100 -00-0000-20630 - THS SKI CLUB	-58.33	.00	.00	.00	-58.33
100 -00-0000-20631 - THS SOAR Enterprises	-3,272.12	.00	.00	.00	-3,272.12
100 -00-0000-20633 - THS WE THE PEOPLE	-121.96	.00	.00	.00	-121.96
100 -00-0000-20637 - THS Ethics Club	177.95	.00	.00	.00	177.95
100 -00-0000-20639 - THS MODEL U.N. CLUB	-1,901.80	.00	.00	.00	-1,901.80
100 -00-0000-20640 - THS INTERACT CLUB	-57.24	.00	.00	.00	-57.24
100 -00-0000-20641 - THS THESPIAN SOCIETY	-13,767.34	.00	.00	.00	-13,767.34
100 -00-0000-20642 - THS Youth to Youth	-1,110.62	.00	.00	.00	-1,110.62
100 -00-0000-20643 - THS GRADUATION-CAP & GOWNS	-32,102.48	.00	.00	.00	-32,102.48
100 -00-0000-20644 - THS ROBOTICS CLUB	-4,623.45	295.00	.00	295.00	-4,328.45
100 -00-0000-20645 - THS LINK CREW LEADERS	-27,844.77	3,160.00	.00	3,160.00	-24,684.77
100 -00-0000-20646 - THS CHEERLEADING	-2,494.99	2,621.00	183.00	2,438.00	-56.99
100 -00-0000-20647 - THS FASHION CLUB	-390.12	.00	.00	.00	-390.12
100 -00-0000-20648 - THS Shades Club	-2,359.34	.00	.00	.00	-2,359.34
100 -00-0000-20649 - THS Dance Team	-100.00	.00	.00	.00	-100.00
100 -00-0000-20702 - THS PEER LEADERS	-412.43	.00	.00	.00	-412.43
100 -00-0000-20703 - THS PEER MEDIATION CLUB	-3,498.74	.00	.00	.00	-3,498.74
100 -00-0000-20704 - THS BOYS TENNIS	-2,273.77	.00	.00	.00	-2,273.77
100 -00-0000-20706 - THS NATIONAL ENGLISH HONOR SOC	-7,343.26	.00	.00	.00	-7,343.26
100 -00-0000-20707 - THS NATIONAL HONOR SOCIETY	1,806.97	.00	.00	.00	1,806.97
100 -00-0000-20708 - THS POETRY	-55.40	.00	.00	.00	-55.40
100 -00-0000-20709 - THS ALT METHODS OF PYMNT	37.77	.00	.00	.00	37.77
100 -00-0000-20710 - THS GIRLS BASKETBALL	-4,235.41	.00	.00	.00	-4,235.41
100 -00-0000-20711 - THS BOYS BASKETBALL	-40.27	.00	.00	.00	-40.27
100 -00-0000-20712 - THS GLOW CLUB	-83.00	.00	.00	.00	-83.00
100 -00-0000-20713 - THS GRAPHIC DESIGN	-214.00	.00	.00	.00	-214.00
100 -00-0000-20714 -					

10/04/2022 10:05
1791pbri

TRUMBULL BOE, CT
ACCOUNT SUMMARY TRIAL BALANCE FOR FY23/AUG TO AUG
FUND

P 4
glatrbal

ACCOUNT ACCOUNT NAME	BEG. BALANCE	DEBITS	CREDITS	NET CHANGE	END BALANCE
THS GYMNASTICS	-2,378.63	.00	.00	.00	-2,378.63
100 -00-0000-20715 -					
THS BUS.ED.ENTREPRENEUR	-862.85	.00	.00	.00	-862.85
100 -00-0000-20718 -					
THS GIRLS CROSS COUNTRY	-22.25	.00	.00	.00	-22.25
100 -00-0000-20719 -					
THS GOLF	-566.95	.00	.00	.00	-566.95
100 -00-0000-20726 -					
THS GIRLS INDOOR TRACK	177.98	.00	.00	.00	177.98
100 -00-0000-20727 -					
THS BOYS INDOOR TRACK	-2,276.96	.00	.00	.00	-2,276.96
100 -00-0000-20728 -					
THS MOCK TRIAL	-161.46	.00	.00	.00	-161.46
100 -00-0000-20732 -					
THS GIRLS OUTDOOR TRACK	-1,269.74	.00	.00	.00	-1,269.74
100 -00-0000-20733 -					
THS GIRLS TENNIS	-1,432.40	.00	.00	.00	-1,432.40
100 -00-0000-20736 -					
THS Allies for Angles	-1,570.20	.00	.00	.00	-1,570.20
100 -00-0000-20737 -					
THS Science Honor Society	-348.03	.00	.00	.00	-348.03
100 -00-0000-20810 -					
Trumbull Football Alumni Assoc	-1,000.00	.00	.00	.00	-1,000.00
100 -00-0000-24004 -					
Due to Fund 001/Town	-21,822.34	.00	3,989.07	-3,989.07	-25,811.41
100 -00-0000-24008 -					
Due to Fund 205/BOE Programs	-40.00	.00	.00	.00	-40.00
100 -00-0000-29280 -					
ACCOUNTS PAYABLE	.00	7,564.30	7,564.30	.00	.00
<hr/>					
TOTALS FOR FUND 100					
STUDENT ACTIVITY FUND	.00	24,920.62	24,920.62	.00	.00
<hr/>					
REPORT TOTALS	.00	24,920.62	24,920.62	.00	.00

10/04/2022 10:23
1791pbri

TRUMBULL BOE, CT
YEAR-TO-DATE BUDGET REPORT

P 1
glytdbud

FOR 2023 02

	ORIGINAL APPROP	TRANFRS/ ADJSTMTS	REVISED BUDGET	YTD EXPENDED	ENCUMBRANCES	AVAILABLE BUDGET	PCT USED
2009010 IDEA-611 20977	0	1,667,031	1,667,031	11,606.78	53,555.25	1,601,868.97	3.9%
2009011 IDEA-611 NP 20977	0	98,778	98,778	.00	.00	98,777.84	.0%
2009080 TITLE III-A 20868	0	22,164	22,164	.00	.00	22,164.15	.0%
2009081 TITLE III-A NP	0	3,875	3,875	.00	.00	3,875.16	.0%
2009112 ESSER NonPublic 9.30.22	0	16,733	16,733	.00	.00	16,732.71	.0%
2009118 ESSER II-\$25K SERA 6.30.23	0	14,961	14,961	.00	.00	14,961.47	.0%
2009119 ESSER II-SERA 6.30.23	0	65,723	65,723	9,280.00	640.00	55,803.37	15.1%
2009120 ESSER II 9.30.23	0	117,110	117,110	.00	.00	117,110.34	.0%
2009121 ESSER ARP 9.30.24	0	1,243,029	1,243,029	.00	.00	1,243,029.00	.0%
2009124 ARP IDEA 611 6.30.23	0	312,913	312,913	30,717.40	135,156.56	147,038.93	53.0%
2009125 ARP IDEA 619 6.30.23	0	17,351	17,351	.00	.00	17,351.00	.0%
2009140 TITLE I 20679	0	28,540	28,540	.00	.00	28,540.39	.0%
2009141 TITLE I NP	0	2,890	2,890	.00	.00	2,889.78	.0%
2009301 TITLE IV-A NP 20873	0	2,546	2,546	.00	.00	2,546.06	.0%
2009350 HEADSTART ABCD OCT-SEPT	0	66,470	66,470	28,873.88	113,889.44	-76,293.28	214.8%
2009370 HEADSTARTFOOD-CACFP 10/1-9/	0	4,265	4,265	.00	.00	4,264.87	.0%
2009450 IDEA PRE-K 20983	0	46,407	46,407	.00	.00	46,406.64	.0%
2009460 OPEN CHOICE	0	322,920	322,920	134,603.45	18,268.27	170,048.71	47.3%
2009480 TITLE II PART A 20858	0	92,090	92,090	.00	.00	92,089.83	.0%
2009481 TITLE II-A NP 20858	0	16,786	16,786	.00	.00	16,785.99	.0%
2009505 TPAUD-DFC	0	40,053	40,053	14,474.41	14,651.37	10,927.39	72.7%
2009509 TPAUD-Local Prevention Coun	0	0	0	.00	500.00	-500.00	100.0%
2009520 MAGNET TRANSPORTATION	0	102,800	102,800	.00	.00	102,800.00	.0%
2009710 SPED Stipend	0	10,000	10,000	.00	.00	10,000.00	.0%
2009712 SPEDStipend-ParaDevlpmnt	0	5,000	5,000	.00	.00	5,000.00	.0%
GRAND TOTAL	0	4,320,436	4,320,436	229,555.92	336,660.89	3,754,219.32	13.1%

** END OF REPORT - Generated by Peg Brindisi **

Trumbull Board of Education Special Revenue BOE Programs												
7/1/22 to 8/31/22										Fund Balance(Deficit) as of		
Org#	Description	Org	Obj	Prj	Revenues	Adj Journal for Prior Year Unliquidate d POs closed out to the Fund Balance	Operating Transfer In (Out) also reflected in Revenue (Expense)	Expenditures	Encumbrances	Revenues over (under) Expenditures includes Operating Transfers	7/1/22	8/31/2022
2051660	ACE Foundation	205	31510	Ace	-	-	-	-	-	-	58	58
2059530	Agriscience	205	31510	Agri	-	-	-	4,975	8,215	(13,190)	203,581	190,391
2051121	Athletics	205	31510	Athle	106,574	-	-	6,059	30,953	69,563	151,433	220,996
2052651	Building Use	205	31510	bldgu	10,893	-	-	8,778	217	1,898	27,577	29,475
2051650	Continuing Ed	205	31510	ContE	-	-	-	3,378	13,224	(16,603)	3,493	(13,110)
2051100	Driver's Education	205	31510	DrEd	360	-	-	-	-	360	22,874	23,234
2051717	Elementary Strings/Band	205	31510	Pay	-	-	-	313	-	(313)	25,301	24,989
2051713	ELITE Business Program	205	31510	ELITE	7,590	-	-	20,076	66,461	(78,947)	2,976	(75,971)
2056230	Guidance/Testing	205	31510	Guid	50	-	-	-	-	50	11,305	11,355
2059240	Interdistrict (TECEC*/REACH*/IIP*)	205	31510	Inter	-	-	-	532	-	(532)	41,078	40,547
2059540	Madison Grant	205	31510	Mad	-	-	-	-	-	-	368	368
2059490	THS Miscellaneous	205	31510	Misc	-	-	-	-	-	-	2,401	2,401
2051019	PE Day	205	31510	PE	-	-	-	-	-	-	247	247
2051200	SBCH-PPS Medicaid Program	205	31510	Medic	57,834	-	-	10,405	65,080	(17,651)	4,308	(13,343)
2055904	Rebates	205	31510	Reb	60,994	-	-	(609)	7,000	54,603	34,532	89,135
2051600	Summer Explorations	205	31510	SS	275,840	-	-	177,123	21,238	77,479	2,838	80,316
2052221	Take Home Device Insurance	205	31510	Take	16,350	-	-	60	-	16,290	(40)	16,250
2057100	THS AP Testing	205	31510	TEST	-	-	-	-	-	-	17,500	17,500
2051380	THS Auditorium	205	31510	Audi	0	-	-	-	-	0	3,762	3,762
2059400	THS Connections	205	31510	Cnnct	-	-	-	-	-	-	1,125	1,125
2059450	THS Culinary Kitchen Catering	205	31510	Culin	-	-	-	-	857	(857)	5,960	5,103
2055400	THS Musical	205	31510	music	-	-	-	-	29,528	(29,528)	44,953	15,425
2059510	Typical or Troubled Grant	205	31510	typic	-	-	-	-	-	-	643	643
2056207	Used Book Sales	205	31510	UsedB	-	-	-	-	-	-	2,145	2,145
2055213	Voluntary Insurance	205	31510	VSION	-	-	-	33,986	245,141	(279,127)	3,341	(275,786)
Total Special Revenue Fund					536,485	-	-	265,074	487,915	(216,504)	613,758	397,254

School Lunch Financials for 2022-2023 School Year - FUND 210

	7/31/2022 YTD	7/31/2022 Month	8/31/2022 YTD	8/31/2022 Month			
Balance Sheet							
Assets:							
Cash	2,353,522		2,651,224				
Receivables	353,365		94,481				
Inventory	36,643		36,643				
Prepaid Expense	-		-				
Due From Others	-		-				
Total Assets:	2,743,529		2,782,347				
Liabilities:							
Accounts Payable	-		-				
Deferred Revenue	78,517		117,296				
Due to Town	1,142,004		1,194,143				
Reserve for Encumbrance	-		-				
Total Liabilities:	1,220,521		1,311,439				
Fund Balances:	1,523,008		1,470,908				
Statement of Revenues, Expenditures and Changes in Fund Balances							
Revenue/increases:							
Food Sales/Charges for Service	297	297	747	450			
Intergovernmental	(0)	(0)	0	0			
Other Income/Interest	-	-	-	-			
Intergovernmental (Town) Transfer	-	-	-	-			
Increases	-	-	-	-			
Total revenue/increases	297	297	747	450			
Expenses/decreases							
Wages	-	-	6,707	6,707			
FICA	-	-	470	470			
Medical	46,860	46,860	91,804	44,944			
Other Expenses	(468)	(468)	(102)	367			
Supplies	-	-	62	62			
Cost of Food	-	-	-	-			
Equipment/Capital	-	-	-	-			
Intergovernmental Transfer	-	-	-	-			
Decreases	-	-	-	-			
Total Expenditures/Increases	46,392	46,392	98,942	52,550			
Incr/(Decr) in fund balances before operating transfers	(46,095)		(98,195)				
Operating Transfers in/(out)	-		-				
Incr/(Decr) in fund balances after operating transfers	(46,095)		(98,195)				
Fund Balances:							
Beginning of year	1,569,104		1,569,104				
End of period	1,523,008		1,470,908				
Months Revenue Control	297		450				
Month Expenditure Control	46,392		52,550				
Profit (Loss) for the month	(46,095)		(52,100)				

School Lunch Financials As of August 31, 2022 - FUND 210

Balance Sheet as of 8/31	Budget	8/31/22 School Lunch	Encumbered	Available/ (Over)	8/31/21 School Lunch	YTY Diff.	% Change
Assets:							
Cash		2,651,224			1,522,333	1,128,891	74.16%
Receivables		94,481			66,020	28,461	43.11%
Inventory		36,643			39,725	(3,082)	-7.76%
Prepaid Expense					-		
Due From Others					-		
Total Assets:		2,782,347			1,628,077	1,154,270	70.90%
Liabilities:							
Accounts Payable		-			-	-	
Deferred Revenue		117,296			129,664	(12,368)	-9.54%
Due to Town		1,194,143			1,281,958	(87,815)	-6.85%
Reserve for Encumbrance					52,711	(52,711)	
Total Liabilities:		1,311,439			1,464,333	(152,894)	-10.44%
Fund Balances:		1,470,908			163,744	1,307,165	798.30%

Statement of Revenues, Expenditures and Changes in Fund Balances for the month ended 8/31

Revenue/increases:

Food Sales/Charges for Service	135,000	747		134,253	5,512	(4,765)	-86.45%
Intergovernmental	45,550	0		45,550	10,995	(10,995)	-100.00%
Other Income/Interest		-		-	-	-	
Intergovernmental (Town) Transfer		-		-	-	-	
Increases		-		-	-	-	
Total revenue/increases	180,550	747	-	179,803	16,506	(15,760)	-95.48%

Expenses/decreases

Wages	22,644	6,707	132,715	(116,779)	8,219	(1,512)	-18.39%
FICA	7,636	470	-	7,166	595	(124)	-20.88%
Medical	62,750	91,804	466,211	(495,265)	81,184	10,621	13.08%
Other Expenses	1,166	(102)	66	1,202	(908)	806	-88.80%
Supplies	-	62	76,585	(76,647)	-	62	
Cost of Food	60,000	-	1,285,000	(1,225,000)	-	-	
Equipment/Capital		-		-	-	-	
Intergovernmental (Town) Transfer		-		-	-	-	
Decreases		-		-	-	-	
Total Expenditures/Increases	154,196	98,942	1,960,577	(1,905,323)	89,089	9,853	11.06%

Incr/(Decr) in fund balances before

operating transfers		(98,195)			(72,583)	(25,612)	35.29%
Operating Transfers in/(out)		-			-	-	
Incr/(Decr) in fund balances after operating transfers		(98,195)			(72,583)	(25,612)	35.29%

Fund Balances:

Beginning of year		1,569,104			236,327	1,332,777	563.95%
End of period		1,470,908			163,744	1,307,165	798.30%
Months Revenue Control		450			16,686		
Months Exp Control		52,550			8,038		
Profit (Loss) for the month		(52,100)			8,649	(60,749)	-702.41%

	Trumbull Board of Education					
	Scholarship Details					
	7/1/22 to 8/31/22			Fund Balance as of 8/31/22		
Account Name	Revenues	Expenditures	Net Rev(Exp)	Restricted	Unrestricted	Total
Brewster	0	-	0	1,685	195	1,880
Peter Burke	1	-	1	-	7,447	7,447
K. Capobianco	0	-	0	-	1,640	1,640
Donna Cassidy	2	-	2	-	9,957	9,957
Citizenship/Holdsworth	0	-	0	-	40	40
Chelsea Cunha	157	-	157	-	33,699	33,699
Mary Curtiss	1	-	1	-	6,479	6,479
S. Dick Electronics	2	-	2	10,000	1,137	11,137
Ran Grinnell	0	-	0	-	1,094	1,094
Clare Hampford	1	-	1	-	3,892	3,892
G. Hartz	0	-	0	-	10	10
Peter Horton	8,415	-	8,415	-	8,415	8,415
Klein/ Danaher	1	-	1	-	3,242	3,242
Lorimer	0	-	0	-	78	78
Dr. Gloria Maina	0	-	0	-	557	557
Frances S. Mallett	0	-	0	-	165	165
Loretta McDougall	3	-	3	-	13,222	13,222
Karen Mraz	2	-	2	-	9,130	9,130
National Merit	0	-	0	-	537	537
Ralph Pascale	0	-	0	-	512	512
PHNA	2	-	2	8,000	1,038	9,038
Jill Resnick	3	-	3	-	15,916	15,916
R. Rossomando	1	-	1	5,190	971	6,161
R. Simses	1	-	1	2,500	314	2,814
R. Stowe	0	-	0	2,200	277	2,477
Trumbull High	0	-	0	-	1,114	1,114
Jennie N. Villano	0	-	0	-	212	212
Zink	2	-	2	10,000	1,140	11,140
Total Scholarship Fund	8,595	-	8,595	39,575	122,427	162,002

10/04/2022 11:11
1791pbri

TRUMBULL BOE, CT
YEAR-TO-DATE BUDGET REPORT

P 1
glytdbud

FOR 2023 01

	ORIGINAL APPROP	TRANFRS/ ADJSTMTS	REVISED BUDGET	YTD EXPENDED	ENCUMBRANCES	AVAILABLE BUDGET	PCT USED
001 BOE GENERAL FUND	115,915,558	0	115,915,558	3,821,944.40	39,038,992.94	73,054,620.66	37.0%
009 TOWN ACCOUNTS FUND	0	1,304,548	1,304,548	12,869.58	29,028.19	1,262,650.23	3.2%
200 GRANTS FUND	0	4,320,436	4,320,436	160,366.12	236,054.84	3,924,015.17	9.2%
205 SPECIAL REVENUE FUND	0	613,758	613,758	168,072.21	455,704.93	-10,019.64	101.6%
210 SCHOOL LUNCH FUND	0	32,217	32,217	46,392.23	650,322.97	-664,498.20	2162.6%

GRAND TOTAL 115,915,558 6,270,959 122,186,517 4,209,644.54 40,410,103.87 77,566,768.22 36.5%

** END OF REPORT - Generated by Peg Brindisi **

**TRUMBULL BOARD OF EDUCATION EXPENSE VS. BUDGET SUMMARY
FOR THE PERIOD ENDED 7/31/2022**

<u>Object Description</u>	<u>Code</u>	<u>Revised</u>	<u>Expended</u>	<u>Committed/ Estimates</u>	<u>Available/ (Over)</u>	<u>% Spent or Committed</u>
<u>100</u>						
Admin/Supervisors		\$4,969,444	\$548,052	\$4,580,190	-\$158,798	103%
Teachers		\$55,851,515	\$328,752	\$186,008	\$55,336,756	1%
Custodians/Maintenance		\$3,942,573	\$226,173	\$3,494,471	\$221,929	94%
Tech Support		\$514,173	\$56,327	\$462,198	-\$4,352	101%
Admin Support		\$2,717,863	\$229,816	\$2,669,963	-\$181,916	107%
Paras & Aides		\$5,463,591	\$90,718	\$508,869	\$4,864,003	11%
Substitutes		\$834,900	\$1,596	\$833,529	-\$225	100%
Coaches & Advisors		\$846,161	\$0	\$846,161	\$0	100%
Salaries Other		\$1,690,303	\$29,527	\$955,926	\$704,851	58%
Misc Salary Items		\$398,000	\$181,193	\$0	\$216,807	46%
Salaries	Total	\$77,228,523	\$1,692,154	\$14,537,315	\$60,999,054	21%
<u>200</u>						
Health Insurance		\$17,401,837	\$1,336,796	\$16,324,052	-\$259,012	101%
FICA		\$1,932,381	\$63,194	\$1,869,187	\$0	100%
Other Insurance		\$339,000	\$10,447	\$321,063	\$7,491	98%
Unemployment		\$50,000	\$0	\$50,000	\$0	100%
Benefits Other		\$198,000	\$16,037	\$177,175	\$4,788	98%
Employee Benefits	Total	\$19,921,218	\$1,426,474	\$18,741,477	-\$246,733	101%
<u>300</u>						
Legal		\$250,000	\$0	\$253,750	-\$3,750	102%
Service Contracts		\$464,667	\$100,694	\$0	\$363,973	22%
Consultants		\$275,000	\$7,363	\$215,000	\$52,637	81%
Other Prof Services		\$566,995	\$114,613	\$258,785	\$193,597	66%
Purchased Professional Services	Total	\$1,556,662	\$222,669	\$727,535	\$606,458	61%
<u>400</u>						
Utilities		\$1,159,705	\$33,982	\$1,123,723	\$2,000	100%
Repairs & Svc Fees		\$414,200	\$21,726	\$193,866	\$198,608	52%
Copiers		\$265,000	\$351	\$254,629	\$10,020	96%
Other Purch'd Property Svcs		\$112,500	\$7,590	\$101,789	\$3,121	97%
Purchased Property Services	Total	\$1,951,405	\$63,649	\$1,674,008	\$213,749	89%
<u>500</u>						
Transportation		\$6,744,729	\$6,777	\$131,000	\$6,606,952	2%
Communications		\$299,700	\$83,264	\$257,788	-\$41,353	114%
Postage		\$46,000	\$91	\$45,910	-\$1	100%
Advertising		\$2,975	\$590	\$0	\$2,385	20%
Interns		\$341,250	\$0	\$341,250	\$0	100%
Tuition		\$3,961,698	\$45,317	\$711,670	\$3,204,711	19%
Printing		\$13,750	\$0	\$1,754	\$11,996	13%
Other Purch'd Svcs		\$421,694	\$62,046	\$79,533	\$280,115	34%
Purchased Other Services	Total	\$11,831,796	\$198,085	\$1,568,905	\$10,064,807	15%

**TRUMBULL BOARD OF EDUCATION EXPENSE VS. BUDGET SUMMARY
FOR THE PERIOD ENDED 7/31/2022**

<u>Object Description</u>	<u>Code</u>	<u>Revised</u>	<u>Expended</u>	<u>Committed/ Estimates</u>	<u>Available/ (Over)</u>	<u>% Spent or Committed</u>
<u>600</u>						
Supplies-Teaching		\$635,116	\$13,235	\$239,282	\$382,599	40%
Supplies-Office		\$92,115	\$4,258	\$14,782	\$73,075	21%
Supplies-Custodial		\$116,000	\$16,025	\$159,995	-\$60,020	152%
Supplies-Maintenance		\$251,500	\$17,269	\$115,779	\$118,453	53%
Text & Workbooks		\$409,463	\$7,061	\$202,256	\$200,147	51%
Subscriptions		\$296,648	\$44,891	\$136,789	\$114,968	61%
Testing Materials		\$170,000	\$0	\$110,134	\$59,866	65%
Books & A/V		\$44,290	\$0	\$15,420	\$28,870	35%
Software		\$193,925	\$35,484	\$76,626	\$81,815	58%
Energy		\$599,400	\$0	\$485,000	\$114,400	81%
Other Supplies		\$32,400	\$0	\$0	\$32,400	0%
Supplies	Total	\$2,840,857	\$138,222	\$1,556,062	\$1,146,574	60%
<u>700</u>						
Office Equipment		\$850	\$0	\$0	\$850	0%
Office Furniture		\$0	\$0	\$615	-\$615	#DIV/0!
Classroom Equipment		\$380,324	\$51,993	\$168,889	\$159,442	58%
Classroom Furniture		\$15,700	\$0	\$3,614	\$12,086	23%
Bldg Equipment		\$83,000	\$994	\$12,093	\$69,912	16%
Bldg Improvements		\$45,000	\$810	\$8,910	\$35,280	22%
Other Equipment		\$3,550	\$0	\$0	\$3,550	0%
Property	Total	\$528,424	\$53,797	\$194,122	\$280,505	47%
<u>800</u>						
Dues, Fees and Memberships		\$521,973	\$26,894	\$39,571	\$455,508	13%
Other Objects		\$1,000	\$0	\$0	\$1,000	0%
Miscellaneous	Total	\$522,973	\$26,894	\$39,571	\$456,508	13%
<u>900</u>						
Other-Ant Surpl/Excess Cst		(\$466,300)	\$0	\$0	-\$466,300	0%
Other Objects	Total	(\$466,300)	\$0	\$0	-\$466,300	0%
<hr/>						
Munis Report Total		\$115,915,558	\$3,821,944	\$39,038,993	\$73,054,621	37%

Trumbull Board of Education Expense vs Budget Detail
Report for the Period Ended 7/31/2022

Account #	Account Description	Budget			Expended	Available/ (Over)
		Original	Transfers	Revised		
<u>Salaries</u>						
<u>Admin/Supervisors</u>						
01011000-51113	TECEC-Admin-Admin Salaries	\$123,747	\$0	\$123,747	\$15,714	(\$22,916)
01011200-51114	PPS-Admin-Director/Coordinator	\$315,181	\$0	\$315,181	\$32,730	\$8,652
01402320-51114	Asst Super-Admin-Asst Superintendent	\$130,000	\$0	\$130,000	\$13,000	(\$3,370)
01412210-51113	D/W-Elem Asst Principal	\$0	\$0	\$0	\$0	\$0
01412210-51114	Curr Dir-Admin-Director	\$197,200	\$0	\$197,200	\$22,338	(\$11,284)
01422520-51125	Tech-Admin-Manager	\$137,932	\$0	\$137,932	\$15,326	(\$5,109)
01512400-51113	BHES-Admin-Principal	\$182,000	\$0	\$182,000	\$20,222	(\$6,741)
01522400-51113	FTES-Admin-Principal/Asst Principal	\$290,133	\$0	\$290,133	\$29,481	\$14,980
01532400-51113	DFES-Admin-Princiapl	\$182,000	\$0	\$182,000	\$20,222	(\$6,741)
01542400-51113	MBES-Admin-Principal	\$240,755	\$0	\$240,755	\$26,395	(\$5,594)
01552400-51113	JRES-Admin-Principal	\$171,244	\$0	\$171,244	\$19,027	(\$6,342)
01582400-51113	TSES-Admin-Principal	\$182,000	\$0	\$182,000	\$20,222	(\$6,741)
01612400-51113	HMS-Admin-Principal/Asst Principal	\$346,615	\$0	\$346,615	\$36,975	\$1,517
01622400-51113	MMS-Admin-Principal/Asst Principal	\$350,163	\$0	\$350,163	\$38,907	(\$12,969)
01711006-51114	THS-Ag Science-Director	\$80,651	\$0	\$80,651	\$8,961	(\$2,987)
01711019-51114	Sports-Sports General-Director	\$168,163	\$0	\$168,163	\$18,685	(\$6,228)
01712400-51113	THS-Admin-Principals	\$868,490	\$0	\$868,490	\$96,499	(\$32,166)
01741200-51113	Continuing Ed-Admin-Administrator	\$0	\$0	\$0	\$0	\$0
01822230-51125	Facilities-Admin-Director/Managers	\$247,562	\$0	\$247,562	\$27,796	(\$11,865)
01822230-51141	Facilities-Admin-Manager OT	\$0	\$0	\$0	\$0	\$0
01882700-51125	Trans-Admin-Manager	\$74,589	\$0	\$74,589	\$8,288	(\$2,763)
01902320-51115	Super-Admin-Superintendent	\$262,679	\$0	\$262,679	\$30,400	(\$21,053)
01912520-51113	Bus Off-Admin-Business Administrator	\$172,890	\$0	\$172,890	\$19,594	(\$9,988)
01912520-51129	Bus Off-Admin-Acctg Manager	\$88,623	\$0	\$88,623	\$9,847	(\$3,282)
01922530-51125	Asst Super-Dir Digital Learning	\$156,827	\$0	\$156,827	\$17,425	(\$5,808)
	Admin/Supervisors Total	\$4,969,444	\$0	\$4,969,444	\$548,052	(\$158,798)
<u>Teachers</u>						
01011000-51110	TECEC-Classroom-Teachers	\$808,589	\$0	\$808,589	\$0	\$808,589
01011200-51118	PPS-L/W-Curriculum Writing	\$20,000	\$0	\$20,000	\$0	\$20,000
01011200-51119	PPS-L/W-Teacher Xtra Time	\$36,000	\$0	\$36,000	\$1,170	\$34,830
01021201-51119	PPS-After School-Teacher Salaries	\$0	\$0	\$0	\$0	\$0
01062140-51111	PPS-L/W-Psychologists	\$2,057,461	\$0	\$2,057,461	\$0	\$2,057,461
01062145-51111	PPS-L/W-Behaviorists	\$50,882	\$0	\$50,882	\$0	\$50,882
01072110-51111	PPS-L/W-Social Workers	\$1,266,920	\$0	\$1,266,920	\$0	\$1,266,920
01082150-51111	PPS-L/W-Speech & Language	\$1,361,659	\$0	\$1,361,659	\$0	\$1,361,659
01121200-51111	TECEC-Classroom-Specialists	\$170,881	\$0	\$170,881	\$0	\$170,881
01161200-51110	PPS-SPED-Elementary Teachers	\$2,149,393	\$0	\$2,149,393	\$4,449	\$2,144,944
01231200-51110	PPS-SPED-Middle School Teachers	\$1,442,419	\$0	\$1,442,419	\$8,898	\$1,433,521
01331200-51110	PPS-SPED-THS Teachers	\$2,181,279	\$0	\$2,181,279	\$18,101	\$2,027,171
01371200-51118	PPS-ESY-Teacher salaries	\$191,000	\$0	\$191,000	\$95,041	\$95,959
01402210-51110	Curr Dir-D/W-ELL Teachers	\$584,808	\$0	\$584,808	\$4,449	\$580,359
01402320-51116	Asst Super-Admin-Teacher Stipends	\$0	\$0	\$0	\$0	\$0
01402320-51118	Asst Super-L/W-Prof Devt Prep	\$0	\$0	\$0	\$0	\$0
01402320-51200	Asst Super-Admin-Teacher Mentors	\$5,000	\$0	\$5,000	\$0	\$5,000
01411250-51110	Curr Dir-D/W-TAG Teachers	\$116,413	\$0	\$116,413	\$0	\$116,413
01412210-51111	Curr Dir-D/W-Program Leaders	\$384,824	\$0	\$384,824	\$13,347	\$371,477
01412210-51117	Curr Dir-D/W-Teacher Training	\$50,000	\$0	\$50,000	\$0	\$0
01412210-51118	Curr Dir-D/W-Prof Devt Prep	\$30,000	\$0	\$30,000	\$0	\$30,000
01412210-51119	Curr Dir-Admin-Curriculum Writing	\$83,555	\$0	\$83,555	\$20,465	\$63,090
01511001-51110	BHES-Classroom-Teachers	\$2,189,116	\$0	\$2,189,116	\$0	\$2,189,116
01511002-51110	BHES-Classroom-Specialists	\$668,894	\$0	\$668,894	\$0	\$668,894
01512220-51110	BHES Library-Teachers-Salaries	\$96,273	\$0	\$96,273	\$0	\$96,273
01521001-51110	FTES-Classroom-Teachers	\$2,481,988	\$0	\$2,481,988	\$0	\$2,481,988
01521002-51110	FTES-Classroom-Specialists	\$895,790	\$0	\$895,790	\$0	\$895,790

Trumbull Board of Education Expense vs Budget Detail
Report for the Period Ended 7/31/2022

<u>Account #</u>	<u>Account Description</u>	<u>Budget</u>			<u>Expended</u>	<u>Available/ (Over)</u>
		<u>Original</u>	<u>Transfers</u>	<u>Revised</u>		
01522220-51110	FTES Library-Teachers-Salaries	\$107,279	\$0	\$107,279	\$0	\$107,279
01531001-51110	DFES-Classroom-Teachers	\$2,364,243	\$0	\$2,364,243	\$0	\$2,364,243
01531002-51110	DFES-Classroom-Specialists	\$618,171	\$0	\$618,171	\$0	\$618,171
01532220-51110	DFES Library-Teachers-Salaries	\$83,051	\$0	\$83,051	\$0	\$83,051
01541001-51110	MBES-Classroom-Teachers	\$2,303,050	\$0	\$2,303,050	\$0	\$2,303,050
01541002-51110	MBES-Classroom-Specialists	\$909,472	\$0	\$909,472	\$0	\$909,472
01542220-51110	MBES Library-Teachers-Salaries	\$116,413	\$0	\$116,413	\$0	\$116,413
01551001-51110	JRES-Classroom-Teachers	\$1,975,733	\$0	\$1,975,733	\$0	\$1,975,733
01551002-51110	JRES-Classroom-Specialists	\$609,591	\$0	\$609,591	\$0	\$609,591
01552220-51110	JRES Library-Teachers-Salaries	\$116,413	\$0	\$116,413	\$0	\$116,413
01581001-51110	TES-Classroom-Teachers	\$1,724,357	\$0	\$1,724,357	\$0	\$1,724,357
01581002-51110	TES-Classroom-Specialists	\$568,020	\$0	\$568,020	\$0	\$568,020
01582220-51110	TES Library-Teachers-Salaries	\$90,783	\$0	\$90,783	\$0	\$90,783
01611001-51110	HMS-Classroom-Teacher Salaries	\$3,883,900	\$0	\$3,883,900	\$0	\$3,883,900
01611016-51110	HMS-Music-Teacher Salaries	\$333,180	\$0	\$333,180	\$0	\$333,180
01611019-51110	HMS-PE/Health-Teacher Salaries	\$399,827	\$0	\$399,827	\$0	\$399,827
01612120-51110	HMS-Guidance-Teacher Salaries	\$293,419	\$0	\$293,419	\$13,347	\$280,072
01612220-51110	HMS-Library-Teacher Salaries	\$104,290	\$0	\$104,290	\$0	\$104,290
01612400-51110	HMS-Admin-Teacher Xtra days	\$0	\$0	\$0	\$0	\$0
01621001-51110	MMS-Classroom-Teacher Salaries	\$4,250,701	\$0	\$4,250,701	\$0	\$4,250,701
01621016-51110	MMS-Music-Teacher Salaries	\$302,714	\$0	\$302,714	\$0	\$302,714
01621019-51110	MMS-PE/Health-Teacher Salaries	\$413,343	\$0	\$413,343	\$0	\$413,343
01622120-51110	MMS-Guidance-Teacher Salaries	\$324,258	\$0	\$324,258	\$13,347	\$310,911
01622220-51110	MMS-Library-Teacher Salaries	\$116,413	\$0	\$116,413	\$0	\$116,413
01622400-51110	MMS-Admin-Teacher Xtra days	\$0	\$0	\$0	\$0	\$0
01711001-51110	THS-Classroom-Teacher Salaries	\$11,224,689	\$0	\$11,224,689	\$22,245	\$11,202,444
01711003-51110	THS-Admin-Detention Duty	\$3,000	\$0	\$3,000	\$0	\$3,000
01711006-51110	THS-Ag Science-Teachers Salaries	\$613,002	\$0	\$613,002	\$48,939	\$564,063
01711016-51110	THS-Music-Teacher Salaries	\$242,048	\$0	\$242,048	\$0	\$242,048
01711019-51110	THS-PE/Health-Teacher Salaries	\$870,251	\$0	\$870,251	\$4,449	\$865,802
01711022-51110	THS-Alternate School-Teachers Salaries	\$405,751	\$0	\$405,751	\$2,669	\$403,082
01711028-51110	THS-Admin-Teacher Xtra Tme	\$0	\$0	\$0	\$0	\$0
01712120-51110	THS-Guidance-Teacher Salaries	\$1,350,082	\$0	\$1,350,082	\$57,837	\$1,292,245
01712220-51110	THS-Library-Teacher Salaries	\$90,927	\$0	\$90,927	\$0	\$90,927
01802320-51119	Super-Personnel-Teacher Xtra Time	\$0	\$0	\$0	\$0	\$0
01912520-51196	D/W-Admin-Retirement/LOA Savings	(\$350,000)	\$0	(\$350,000)	\$0	(\$350,000)
01912520-51197	D/W-Admin-Degree Changes	\$70,000	\$0	\$70,000	\$0	\$70,000
Teachers Total		\$55,851,515	\$0	\$55,851,515	\$328,752	\$55,336,756
<u>Custodians/Maintenance</u>						
01842610-51140	Facilities-Custodial-Salaries	\$2,926,013	\$0	\$2,926,013	\$163,024	(\$29,070)
01842610-51141	Facilities-Custodial-Custodial OT	\$55,000	\$0	\$55,000	\$476	\$54,524
01842610-51142	Facilities-Custodial-School OT	\$68,000	\$0	\$68,000	\$164	\$67,836
01842610-51143	Facilities-Snow Removal-Salaries	\$19,000	\$0	\$19,000	\$0	\$19,000
01842610-51145	Facilities-Custodial- Custodial Support	\$8,736	\$0	\$8,736	\$552	\$8,184
01842610-51149	Facilities-Custodial-Custodial Night Diff	\$6,900	\$0	\$6,900	\$20	\$6,881
01852620-51140	Facilities-Maintenance-Salaries	\$801,924	\$0	\$801,924	\$50,083	\$49,429
01852620-51141	Facilities-Maintenance-Maint OT	\$25,000	\$0	\$25,000	\$0	\$25,000
01852620-51142	Facilities-Maintenance-Security Checks	\$0	\$0	\$0	\$0	\$0
01852620-51145	Facilities-Maintenance-Summer Help	\$32,000	\$0	\$32,000	\$11,854	\$20,146
Custodians/Maintenance Total		\$3,942,573	\$0	\$3,942,573	\$226,173	\$221,929
<u>Tech Support</u>						
01422220-51124	Tech-Dist A/V/Ch 17-Technician	\$0	\$0	\$0	\$0	\$0
01422520-51129	Tech-Admin-Other Technical	\$499,173	\$0	\$499,173	\$55,464	(\$18,488)
01422520-51141	Tech-Admin-Xtra Time/Help	\$15,000	\$0	\$15,000	\$863	\$14,137
Tech Support Total		\$514,173	\$0	\$514,173	\$56,327	(\$4,352)

Trumbull Board of Education Expense vs Budget Detail
Report for the Period Ended 7/31/2022

Account #	Account Description	Budget			Expended	Available/
		Original	Transfers	Revised		(Over)
Administrative Support						
01011000-51130	TECEC-Admin-Secy 12 Mth	\$0	\$0	\$0	\$2,750	(\$25,662)
01011000-51131	TECEC-Admin-Secy 10 Mth	\$48,862	\$0	\$48,862	\$0	(\$2,098)
01011000-51135	TECEC-Admin-Clerical Xtra Time	\$1,344	\$0	\$1,344	\$0	\$1,344
01011200-51130	PPS-Admin-Secy 12 Mth	\$127,179	\$0	\$127,179	\$15,218	(\$17,870)
01011200-51135	PPS-Admin-Clerical Xtra Time	\$0	\$0	\$0	\$39	(\$39)
01402320-51130	Asst Super-Admin-Secy 12 Mth	\$72,260	\$0	\$72,260	\$8,298	(\$5,189)
01402320-51135	Asst Super-Admin-Clerical Xtra Time	\$0	\$0	\$0	\$0	\$0
01412210-51130	Curr Dir-Admin-Secy 12 Mth	\$60,011	\$0	\$60,011	\$6,953	(\$4,881)
01412210-51135	Curr Dir-Admin-Clerical Xtra Time	\$0	\$0	\$0	\$39	(\$39)
01422520-51130	Tech-Admin-Secy 12 Mth	\$51,867	\$0	\$51,867	\$6,004	(\$4,227)
01422520-51135	Tech-Admin--Clerical Xtra Time	\$0	\$0	\$0	\$0	\$0
01512400-51130	BHES-Admin-Secy 12 Mth	\$62,036	\$0	\$62,036	\$7,159	(\$4,784)
01512400-51131	BHES-Admin-Secy 10 Mth	\$39,149	\$0	\$39,149	\$0	(\$2,259)
01512400-51135	BHES-Admin-Clerical Xtra Time	\$0	\$0	\$0	\$0	\$0
01522400-51130	FTES-Admin-Secy 12 Mth	\$62,286	\$0	\$62,286	\$7,159	(\$4,534)
01522400-51131	FTES-Admin-Secy 10 Mth	\$40,520	\$0	\$40,520	\$0	(\$1,271)
01522400-51135	FTES-Admin-Clerical Xtra Time	\$500	\$0	\$500	\$104	\$396
01532400-51130	DFES-Admin-Secy 12 Mth	\$62,286	\$0	\$62,286	\$7,159	(\$4,534)
01532400-51131	DFES-Admin-Secy 10 Mth	\$39,334	\$0	\$39,334	\$0	(\$2,074)
01532400-51135	DFES-Admin-Clerical Xtra Time	\$500	\$0	\$500	\$0	\$500
01542400-51130	MBES-Admin-Secy 12 Mth	\$61,786	\$0	\$61,786	\$7,159	(\$5,034)
01542400-51131	MBES-Admin-Secy 10 Mth	\$31,767	\$0	\$31,767	\$0	(\$2,490)
01542400-51135	MBES-Admin-Clerical Xtra Time	\$500	\$0	\$500	\$0	\$500
01552400-51130	JRES-Admin-Secy 12 Mth	\$62,386	\$0	\$62,386	\$7,159	(\$4,434)
01552400-51131	JRES-Admin-Secy 10 Mth	\$39,703	\$0	\$39,703	\$0	(\$1,705)
01552400-51135	JRES-Admin-Clerical Xtra Time	\$500	\$0	\$500	\$11	\$489
01582400-51130	TES-Admin-Secy 12 Mth	\$62,056	\$0	\$62,056	\$7,159	(\$4,764)
01582400-51131	TES-Admin-Secy 10 Mth	\$39,149	\$0	\$39,149	\$0	(\$1,681)
01582400-51135	TES-Admin-Clerical Xtra Time	\$500	\$0	\$500	\$0	\$500
01612120-51131	HMS-Guidance-Secy 10 Mth	\$48,862	\$0	\$48,862	\$0	(\$2,099)
01612120-51135	HMS-Guidance-Clerical Xtra Time	\$0	\$0	\$0	\$0	\$0
01612400-51130	HMS-Admin-Secy 12 Mth	\$62,056	\$0	\$62,056	\$7,159	(\$4,764)
01612400-51131	HMS-Admin-Secy 10 Mth	\$42,976	\$0	\$42,976	\$0	(\$1,849)
01612400-51135	HMS-Admin-Clerical Xtra Time	\$0	\$0	\$0	\$0	\$0
01622120-51131	MMS-Guidance-Secy 10 Mth	\$49,820	\$0	\$49,820	\$0	(\$1,618)
01622120-51135	MMS-Guidance-Clerical Xtra Time	\$0	\$0	\$0	\$0	\$0
01622400-51130	MMS-Admin-Secy 12 Mth	\$62,336	\$0	\$62,336	\$7,159	(\$4,484)
01622400-51131	MMS-Admin-Secy 10 Mth	\$49,062	\$0	\$49,062	\$0	(\$1,898)
01622400-51135	MMS-Admin-Clerical Xtra Time	\$0	\$0	\$0	\$0	\$0
01711006-51131	THS-Ag Science-Secy 10 Mths	\$37,292	\$0	\$37,292	\$0	(\$1,289)
01711006-51135	THS-Ag Science-Secy Xtra Time	\$0	\$0	\$0	\$0	\$0
01711022-51131	THS-Alternate School-Secy 10 Mths	\$0	\$0	\$0	\$0	\$0
01712120-51130	THS-Guidance-Secy 12 Mths	\$178,276	\$0	\$178,276	\$20,924	(\$14,496)
01712120-51135	THS-Guidance-Clerical Xtra Time	\$0	\$0	\$0	\$0	\$0
01712220-51130	THS-Library-Secy 12 Mths	\$0	\$0	\$0	\$0	\$0
01712220-51131	THS-Library-Secy 10 Mths	\$0	\$0	\$0	\$0	\$0
01712220-51135	THS-Library-Clerical Xtra Time	\$0	\$0	\$0	\$0	\$0
01712400-51130	THS-Admin-Secy 12 Mth	\$110,965	\$0	\$110,965	\$12,926	(\$9,682)
01712400-51131	THS-Admin-Secy 10 Mth	\$146,665	\$0	\$146,665	\$0	(\$6,694)
01712400-51135	THS-Admin-Clerical Xtra Time	\$250	\$0	\$250	\$0	\$250
01713201-51131	Sports-Sports General-Secy 10 Mths	\$49,820	\$0	\$49,820	\$0	(\$1,618)
01713201-51135	Sports-Sports Gen-Clerical Xtra Time	\$4,500	\$0	\$4,500	\$422	\$4,078
01741200-51130	Continuing Ed-Admin-Secy	\$0	\$0	\$0	\$0	\$0
01802320-51115	Super-Personnel-Support Staff	\$173,320	\$0	\$173,320	\$19,547	(\$5,782)
01802320-51131	Super-Personnel-Support Staff-10 Mth	\$44,529	\$0	\$44,529	\$0	(\$1,911)
01802320-51135	Super-Personnel-Clerical Xtra Time	\$0	\$0	\$0	\$548	(\$548)
01822230-51130	Facilities-Admin-Secy 12 Mth	\$126,517	\$0	\$126,517	\$14,333	(\$8,876)
01822230-51135	Facilities-Admin-Clerical Xtra Time	\$500	\$0	\$500	\$0	\$500
01882700-51130	Trans-Admin-Secy 12 Mth	\$106,417	\$0	\$106,417	\$12,260	(\$8,108)

Trumbull Board of Education Expense vs Budget Detail
Report for the Period Ended 7/31/2022

<u>Account #</u>	<u>Account Description</u>	<u>Budget</u>			<u>Expended</u>	<u>Available/ (Over)</u>
		<u>Original</u>	<u>Transfers</u>	<u>Revised</u>		
01882700-51131	Trans-Admin-Secy 10 Mth	\$0	\$0	\$0	\$0	\$0
01882700-51135	Trans-Admin-Clerical Xtra Time	\$3,890	\$0	\$3,890	\$242	\$3,648
01902310-51136	Super-BOE-Secy-BOE Mtgs	\$4,000	\$0	\$4,000	\$175	\$3,825
01902320-51130	Super-Admin-Support Staff	\$156,298	\$0	\$156,298	\$17,609	(\$8,054)
01902320-51135	Super-Admin-Clerical Xtra Time	\$0	\$0	\$0	\$0	\$0
01912520-51130	Bus Off-Admin-Support 12 Mth	\$288,532	\$0	\$288,532	\$34,020	(\$18,990)
01912520-51135	Bus Off-Admin-Support-Clerical Xtra Time	\$1,500	\$0	\$1,500	\$93	\$1,407
01922530-51135	Asst Super-Admin-Clerical Xtra Time	\$3,000	\$0	\$3,000	\$27	\$2,973
	Administrative Support Total	\$2,717,863	\$0	\$2,717,863	\$229,816	(\$181,916)

Paras & Aides

01011000-51120	TECEC-Classroom-Paras	\$209,051	\$0	\$209,051	\$0	\$209,051
01011000-51122	TECEC-Classroom-ABA Paras	\$255,146	\$0	\$255,146	\$0	\$255,146
01011200-51120	PPS-L/W-Instructional Paras	\$2,414,091	\$0	\$2,414,091	\$0	\$2,414,091
01011200-51121	PPS-D/W-Para Xtra Time	\$200,000	\$0	\$200,000	\$500	\$199,501
01011200-51122	PPS-L/W-ABA Paras	\$1,548,142	\$0	\$1,548,142	\$53	\$1,548,089
01032130-51128	PPS-L/W-Health Aides	\$87,044	\$0	\$87,044	\$0	\$87,044
01371200-51122	PPS-ESY-ABA Paras	\$80,000	\$0	\$80,000	\$53,370	\$26,630
01371200-51128	PPS-ESY-Health Aides	\$0	\$0	\$0	\$2,930	(\$2,930)
01371200-51129	PPS-ESY-Para	\$50,000	\$0	\$50,000	\$33,866	\$16,134
01412210-51120	PPS-D/W-Para Training	\$0	\$0	\$0	\$0	\$0
01511001-51120	BHES-Classroom-Instructional Aides	\$72,675	\$0	\$72,675	\$0	\$0
01512400-51120	BHES-Admin-Paras	\$19,689	\$0	\$19,689	\$0	\$0
01521001-51120	FTES-Classroom-Instructional Aides	\$69,460	\$0	\$69,460	\$0	\$0
01522400-51120	FTES-Admin-Paras	\$34,036	\$0	\$34,036	\$0	\$34,036
01531001-51120	DFES-Classroom-Instructional Aides	\$51,867	\$0	\$51,867	\$0	\$0
01532400-51120	DFES-Admin-Paras	\$21,812	\$0	\$21,812	\$0	\$0
01541001-51120	MBES-Classroom-Instructional Aides	\$64,834	\$0	\$64,834	\$0	\$0
01542400-51120	MBES-Admin-Paras	\$11,961	\$0	\$11,961	\$0	\$0
01551001-51120	JRES-Classroom-Instructional Aides	\$55,806	\$0	\$55,806	\$0	\$0
01552400-51120	JRES-Admin-Paras	\$21,237	\$0	\$21,237	\$0	\$0
01581001-51120	TES-Classroom-Instructional Aides	\$45,952	\$0	\$45,952	\$0	\$0
01582400-51120	TES-Admin-Paras	\$21,237	\$0	\$21,237	\$0	\$0
01612220-51120	HMS-Library-Paras	\$0	\$0	\$0	\$0	\$0
01612400-51120	HMS-Admin-Admin Para	\$12,229	\$0	\$12,229	\$0	\$0
01622220-51120	MMS-Library-Paras	\$0	\$0	\$0	\$0	\$0
01622400-51120	MMS-Admin-Admin Para	\$40,109	\$0	\$40,109	\$0	\$0
01712400-51120	THS-L/W-Paras	\$77,211	\$0	\$77,211	\$0	\$77,211
	Paras & Aides Total	\$5,463,591	\$0	\$5,463,591	\$90,718	\$4,864,003

Substitutes

01802320-51113	Substitute Administrators	\$0	\$0	\$0	\$0	\$0
01802320-51117	Substitute Teachers	\$684,900	\$0	\$684,900	\$0	\$0
01802320-51129	Substitute Paraprofessionals	\$95,000	\$0	\$95,000	\$0	\$0
01802320-51139	Substitute Secretaries	\$0	\$0	\$0	\$225	(\$225)
01802320-51140	Substitute Custodians/Maint/Security	\$55,000	\$0	\$55,000	\$1,371	\$0
	Substitutes Total	\$834,900	\$0	\$834,900	\$1,596	(\$225)

Coaches & Advisors

01613202-51116	HMS-Activities-Advisors	\$40,000	\$0	\$40,000	\$0	\$0
01623202-51116	MMS-Activities-Advisors	\$40,000	\$0	\$40,000	\$0	\$0
01711016-51116	THS-Music-Directors	\$0	\$0	\$0	\$0	\$0
01713202-51116	THS-Activities-Advisors	\$128,578	\$0	\$128,578	\$0	\$0
01713201-51116	Sports-Sports General-Coaches	\$637,583	\$0	\$637,583	\$0	\$0
	Coaches Total	\$637,583	\$0	\$637,583	\$0	\$0
	Coaches & Advisors Total	\$846,161	\$0	\$846,161	\$0	\$0

Trumbull Board of Education Expense vs Budget Detail
Report for the Period Ended 7/31/2022

Account #	Account Description	Budget			Expended	Available/ (Over)
		Original	Transfers	Revised		
Salaries Other						
01011201-51117	PPS-L/W-Tutors Homebound	\$106,000	\$0	\$106,000	\$1,887	\$104,113
01011203-51117	PPS-L/W-Tutors Tutorial	\$75,000	\$0	\$75,000	\$0	\$0
01011204-51117	PPS-L/W-Tutors Expulsions	\$13,000	\$0	\$13,000	\$0	\$0
01032130-51123	PPS-L/W-OT/PT Therapists	\$553,077	\$0	\$553,077	\$0	\$553,077
01331200-51126	PPS-SPED-Work Experience	\$5,800	\$0	\$5,800	(\$143)	\$5,943
01401201-51117	Asst Super-L/W-Tutors Homebound	\$0	\$0	\$0	\$0	\$0
01401203-51117	Asst Super-L/W-Tutors Tutorial	\$0	\$0	\$0	\$0	\$0
01401204-51117	Asst Super-L/W-Tutors Expulsions	\$0	\$0	\$0	\$89	(\$89)
01412210-51129	Curr Dir-D/W-Other Non-Certified	\$75,922	\$0	\$75,922	\$8,435	(\$2,806)
01512400-51121	BHES-Admin-Lunch Aides	\$0	\$0	\$0	\$0	\$0
01522400-51121	FTES-Admin-Lunch Aides	\$0	\$0	\$0	\$0	\$0
01532400-51121	DFES-Admin-Lunch Aides	\$0	\$0	\$0	\$0	\$0
01542400-51121	MBES-Admin-Lunch Aides	\$0	\$0	\$0	\$0	\$0
01552400-51121	JRES-Admin-Lunch Aides	\$0	\$0	\$0	\$0	\$0
01582400-51121	TES-Admin-Lunch Aides	\$0	\$0	\$0	\$0	\$0
01711006-51129	THS-Ag Science-Misc Salaries	\$6,000	\$0	\$6,000	\$193	\$5,807
01741200-51110	Continuing Ed-Classroom Instructors	\$0	\$0	\$0	\$0	\$0
01802320-51127	Substitute-Security Guards	\$0	\$0	\$0	\$0	\$0
01822230-51127	Facilities-D/W-Security Guards	\$723,946	\$0	\$723,946	\$10,790	(\$15,517)
01822230-51128	Facilities-D/W-Security Guards OT	\$60,000	\$0	\$60,000	\$0	\$60,000
01922530-51129	Asst Super-Info Svcs-Oth Non-Certified	\$71,558	\$0	\$71,558	\$8,275	(\$5,676)
	Salaries Other	\$1,690,303	\$0	\$1,690,303	\$29,527	\$704,851
Misc Salary Items						
01912520-51198	D/W-Admin-Retiree Payments	\$300,000	\$0	\$300,000	\$181,193	\$118,807
01912520-51199	D/W-Admin-Reserve For Negotiations	\$98,000	\$0	\$98,000	\$0	\$98,000
	Misc Salary Items Total	\$398,000	\$0	\$398,000	\$181,193	\$216,807
	Salaries Total	\$77,228,523	\$0	\$77,228,523	\$1,692,154	\$60,999,054
Employee Benefits						
Health Insurance						
01912520-52002	Benefits-Health & Dental	\$17,401,837	\$0	\$17,401,837	\$1,897,896	(\$5,289,163)
01912520-52011	Benefits-Health Premium Share - Medical	\$0	\$0	\$0	(\$531,660)	\$4,745,754
01912520-52012	Benefits-Health Premium Share - Dental	\$0	\$0	\$0	(\$29,440)	\$284,397
	Health Insurance Total	\$17,401,837	\$0	\$17,401,837	\$1,336,796	(\$259,012)
FICA						
01912520-52001	Benefits-FICA	\$1,932,381	\$0	\$1,932,381	\$63,194	\$0
	FICA	\$1,932,381	\$0	\$1,932,381	\$63,194	\$0
Other Insurance						
01912520-52003	D/W-Admin-Medical Waiver	\$200,000	\$0	\$200,000	\$0	\$0
01912520-52004	Benefits-Disability Insurance	\$22,000	\$0	\$22,000	\$1,656	\$2,000
01912520-52005	Benefits-Life Insurance	\$117,000	\$0	\$117,000	\$8,791	\$5,491
	Other Insurance Total	\$339,000	\$0	\$339,000	\$10,447	\$7,491
Unemployment						
01912520-52006	D/W-Admin-Unemployment	\$50,000	\$0	\$50,000	\$0	\$0
	Unemployment Total	\$50,000	\$0	\$50,000	\$0	\$0

Trumbull Board of Education Expense vs Budget Detail
Report for the Period Ended 7/31/2022

Account #	Account Description	Budget			Expended	Available/ (Over)
		Original	Transfers	Revised		
<u>Benefits Other</u>						
01912520-52008	Benefits-Administrative Fees	\$18,000	\$0	\$18,000	\$3,532	\$4,788
01912520-52010	Benefits-TBOE 401a Contribution	\$180,000	\$0	\$180,000	\$12,505	\$0
	Benefits Other Total	\$198,000	\$0	\$198,000	\$16,037	\$4,788
	Employee Benefits Total	\$19,921,218	\$0	\$19,921,218	\$1,426,474	(\$246,733)
<u>Purchased Professional Services</u>						
<u>Legal</u>						
01011200-53308	PPS-Admin-Legal SPED	\$140,000	\$0	\$140,000	\$0	\$0
01902310-53308	Super-BOE-Legal-Reg Ed	\$110,000	\$0	\$110,000	\$0	(\$3,750)
	Legal Total	\$250,000	\$0	\$250,000	\$0	(\$3,750)
<u>Service Contracts</u>						
01011200-53300	PPS-Admin-Prof Purch'd Services	\$65,000	\$0	\$65,000	\$18,173	\$46,827
01052130-53305	PPS-Health Services-Service Contracts	\$60,000	\$0	\$60,000	\$0	\$60,000
01422520-53305	Tech-Admin-Maintenance Contracts	\$59,900	\$0	\$59,900	\$0	\$59,900
01882700-53303	Trans-Admin-Software Support	\$7,000	\$0	\$7,000	\$0	\$7,000
01922530-53301	Bus off-Admin-Prof Purch'd Svcs	\$82,000	\$0	\$82,000	\$82,521	(\$521)
01922530-53302	Asst Super-Info Svcs-Dbase Students	\$190,767	\$0	\$190,767	\$0	\$190,767
	Service Contracts Total	\$464,667	\$0	\$464,667	\$100,694	\$363,973
<u>Consultants</u>						
01011201-53210	PPS Homebound Instructional Services	\$0	\$0	\$0	\$0	\$0
01401201-53210	Homebound Instructional Services	\$0	\$0	\$0	\$0	\$0
01011200-53230	PPS-L/W-Consultants	\$275,000	\$0	\$275,000	\$7,363	\$52,637
	Consultants Total	\$275,000	\$0	\$275,000	\$7,363	\$52,637
<u>Other Professional Services</u>						
01412210-53300	Curr Dir-D/W-Other Professional Svcs	\$19,000	\$0	\$19,000	\$0	\$19,000
01422214-53300	Tech-L/W-Other Professional Svcs	\$4,600	\$0	\$4,600	\$198	\$2,295
01422220-53300	Tech-Dist AV/Ch17-Other Prof Svcs	\$3,500	\$0	\$3,500	\$0	\$3,500
01422520-53300	Tech-Admin-Other Professional Svcs	\$8,500	\$0	\$8,500	\$0	\$8,500
01613202-53301	HMS-Activities-Police	\$700	\$0	\$700	\$0	\$700
01623202-53301	MMS-Activities-Police	\$700	\$0	\$700	\$0	\$700
01711016-53300	THS-Music-Other Professional Svcs	\$47,575	\$0	\$47,575	\$0	\$46,275
01712120-53220	THS-Guidance-Career Guidance	\$920	\$0	\$920	\$0	\$920
01712400-53301	THS-Admin-Police Services	\$65,000	\$0	\$65,000	\$0	\$0
01713201-53301	Athletic Student Activity-Police Services	\$15,000	\$0	\$15,000	\$0	\$15,000
01741200-53300	Continuing Ed-Admin-In Service	\$0	\$0	\$0	\$0	\$0
01852647-53300	Facilities-Bldg Improvement-Oth Prof Svcs	\$3,000	\$0	\$3,000	\$0	\$3,000
01882700-53300	Transportation-Professional Svcs	\$0	\$0	\$0	\$0	\$0
01902310-53300	Super-BOE-Professional Services	\$24,000	\$0	\$24,000	\$21,813	(\$991)
01912520-53300	Bus Off-Admin-Professional Svcs	\$500	\$0	\$500	\$0	\$500
01912520-53310	Bus Off-Admin-Athletic Insurance	\$92,000	\$0	\$92,000	\$92,602	(\$602)
01922530-53304	Data Services - Training	\$0	\$0	\$0	\$0	(\$7,200)
01713201-53300	Sports-Sports GeneralL-Purch'd Svcs	\$282,000	\$0	\$282,000	\$0	\$102,000
01723301-53300	Sports-Baseball-Purch'd Svcs	\$0	\$0	\$0	\$0	\$0
01723302-53300	Sports-Basketball-Purch'd Svcs	\$0	\$0	\$0	\$0	\$0
01723304-53300	Sports-Field Hockey-Purch'd Svcs	\$0	\$0	\$0	\$0	\$0
01723304-53300	Sports-Football-Purch'd Svcs	\$0	\$0	\$0	\$0	\$0
01723305-53300	Sports-Ice Hockey-Purch'd Svcs	\$0	\$0	\$0	\$0	\$0
01723306-53300	Sports-Lacrosse-Purch'd Svcs	\$0	\$0	\$0	\$0	\$0
01723307-53300	Sports-Soccer-Purch'd Svcs	\$0	\$0	\$0	\$0	\$0

Trumbull Board of Education Expense vs Budget Detail
Report for the Period Ended 7/31/2022

<u>Account #</u>	<u>Account Description</u>	<u>Budget</u>			<u>Expended</u>	<u>Available/ (Over)</u>
		<u>Original</u>	<u>Transfers</u>	<u>Revised</u>		
01723308-53300	Sports-Swimming-Purch'd Svcs	\$0	\$0	\$0	\$0	\$0
01723312-53300	Sports-Wrestling-Purch'd Svcs	\$0	\$0	\$0	\$0	\$0
01723315-53300	Sports-Gymnastics-Purch'd Svcs	\$0	\$0	\$0	\$0	\$0
01723317-53300	Sports-Cross Country-Purch'd Svcs	\$0	\$0	\$0	\$0	\$0
01723318-53300	Sports-Cheerleading-Purch'd Svcs	\$0	\$0	\$0	\$0	\$0
	Other Professional Services Total	\$566,995	\$0	\$566,995	\$114,613	\$193,597
	Purchased Professional Services Total	\$1,556,662	\$0	\$1,556,662	\$222,669	\$606,458

Purchased Property Services

Utilities

01842611-54101	Facilities-D/W-Electricity	\$1,034,705	\$0	\$1,034,705	\$27,282	\$2,000
01842611-54105	Facilities-D/W-Water	\$125,000	\$0	\$125,000	\$6,700	\$0
	Utilities Total	\$1,159,705	\$0	\$1,159,705	\$33,982	\$2,000

Repairs & Service Fees

01052130-54300	PPS-Health Svcs-Repairs & Svc Fees	\$2,000	\$0	\$2,000	\$0	\$2,000
01422214-54300	Tech-L/W-Repairs & Svc Fees	\$1,200	\$0	\$1,200	\$0	\$1,200
01422220-54300	Tech-Dist AV/Ch17-Repairs & Svc Fees	\$500	\$0	\$500	\$0	\$500
01422520-54300	Tech-Admin-Repairs & Svc Fees	\$1,500	\$0	\$1,500	\$0	\$1,500
01711006-54300	THS-Ag Science-Repairs & Svc Fees	\$3,000	\$0	\$3,000	\$0	\$2,050
01842610-54300	Facilities-Custodial-Repairs	\$8,000	\$0	\$8,000	\$0	\$7,000
01852622-54300	Facilities-Snow Removal-Repairs & Svc Fees	\$10,000	\$0	\$10,000	\$0	\$10,000
01852623-54300	Facilities-Vehicles-Repairs & Svc Fees	\$10,000	\$0	\$10,000	\$0	\$9,100
01852625-54300	Facilities-Grounds-Repairs & Svc Fees	\$8,000	\$0	\$8,000	\$0	\$8,000
01852627-54300	Facilities-Lawn Care-Repairs & Svc Fees	\$5,000	\$0	\$5,000	\$0	\$5,000
01852631-54300	Facilities-Maintenance-Repairs & Svc Fees	\$45,000	\$0	\$45,000	\$6,500	\$24,834
01852632-54300	Facilities-Inside Maint-Repairs & Svc Fees	\$10,000	\$0	\$10,000	\$0	\$4,500
01852633-54300	Facilities-Electrical-Repairs & Svc Fees	\$50,000	\$0	\$50,000	\$2,080	\$13,605
01852633-54301	Facilities-Security-Service Contracts	\$0	\$0	\$0	\$0	\$0
01852634-54300	Facilities-Fire Protection-Repairs & Svc Fees	\$20,000	\$0	\$20,000	\$0	\$2,170
01852635-54300	Facilities-Floor-Repairs & Svc Fees	\$40,000	\$0	\$40,000	\$7,645	\$32,355
01852637-54300	Facilities-Glass-Repairs & Svc Fees	\$5,000	\$0	\$5,000	\$274	\$0
01852639-54300	Facilities-HVAC-Repairs & Svc Fees	\$100,000	\$0	\$100,000	\$4,512	\$29,224
01852642-54300	Facilities-Painting-Repairs & Svc Fees	\$10,000	\$0	\$10,000	\$0	\$10,000
01852643-54300	Facilities-Equipment-Repairs & Svc Fees	\$0	\$0	\$0	\$0	(\$4,730)
01852644-54300	Facilities-Plumbing-Repairs & Svc Fees	\$10,000	\$0	\$10,000	\$0	\$8,500
01852645-54300	Facilities-Roofing-Repairs & Svc Fees	\$40,000	\$0	\$40,000	\$0	\$15,000
01852646-54300	Facilities-Pest Control-Repairs & Svc Fees	\$10,000	\$0	\$10,000	\$715	\$0
01852647-54300	Facilities-Bldg Improve-Repairs & Svc Fees	\$10,000	\$0	\$10,000	\$0	\$10,000
01852648-54300	Facilities-IAQ-Repairs & Svc Fees	\$15,000	\$0	\$15,000	\$0	\$6,800
01852649-54300	Facilities-Welding-Repairs & Svc Fees	\$0	\$0	\$0	\$0	\$0
	Repairs & Service Fees Total	\$414,200	\$0	\$414,200	\$21,726	\$198,608

Copiers

01422520-54409	D/W Copiers	\$265,000	\$0	\$265,000	\$0	\$20,020
01902320-54409	D/W-Admin-Copiers	\$0	\$0	\$0	\$351	(\$10,000)
	Copiers Total	\$265,000	\$0	\$265,000	\$351	\$10,020

Other Purchased Property Services

01512400-54900	BHES-Admin-Other Purch'd Svcs	\$300	\$0	\$300	\$0	\$300
01522400-54900	FTES-Admin-Other Purch'd Svcs	\$300	\$0	\$300	\$0	\$300
01532400-54900	DFES-Admin-Other Purch'd Svcs	\$300	\$0	\$300	\$0	\$300
01542400-54900	MBES-Admin-Other Purch'd Svcs	\$300	\$0	\$300	\$0	\$300
01552400-54900	JRES-Admin-Other Purch'd Svcs	\$500	\$0	\$500	\$0	\$500
01582400-54900	TES-Admin-Other Purch'd Svcs	\$300	\$0	\$300	\$0	\$300

Trumbull Board of Education Expense vs Budget Detail
Report for the Period Ended 7/31/2022

<u>Account #</u>	<u>Account Description</u>	<u>Budget</u>			<u>Expended</u>	<u>Available/ (Over)</u>
		<u>Original</u>	<u>Transfers</u>	<u>Revised</u>		
01611016-54900	HMS-Music-Other Purch'd Property Svcs	\$1,200	\$0	\$1,200	\$0	\$1,060
01612400-54900	HMS-Classroom-Other Purch'd Svcs	\$1,700	\$0	\$1,700	\$0	\$1,700
01621016-54900	MMS-Music-Other Purch'd Property Svcs	\$1,000	\$0	\$1,000	\$0	\$1,000
01622400-54900	MMS-Classroom-Other Purch'd Svcs	\$1,700	\$0	\$1,700	\$385	\$1,315
01711001-54900	THS-Classroom-Other Purch'd Property Svcs	\$0	\$0	\$0	\$0	\$0
01711006-54900	THS-Ag Science-Other Purch'd Prop Svcs	\$3,000	\$0	\$3,000	\$240	\$2,760
01711014-54900	THS-Industrial Arts-Other Purch'd Prop Svcs	\$0	\$0	\$0	\$0	\$0
01711016-54201	THS-Music-Uniform Cleaning	\$1,500	\$0	\$1,500	\$0	\$1,500
01713201-54200	Sports-Sports General-Cleaning Svcs	\$15,000	\$0	\$15,000	\$69	\$3,000
01842610-54103	Facilities-Custodial-Trash/Recycling	\$50,000	\$0	\$50,000	\$6,896	(\$17,259)
01842610-54202	Facilities-Custodial-Cleaning	\$3,900	\$0	\$3,900	\$0	(\$455)
01852631-54301	Facilities-Maint-Oth Prof Purch'd Svcs	\$30,000	\$0	\$30,000	\$0	\$30,000
01852633-54301	Facilities-Elevator-Oth Prof Purch'd Svcs	\$1,000	\$0	\$1,000	\$0	(\$24,000)
01882700-54900	Trans-Admin-Purch'd Property Svcs	\$500	\$0	\$500	\$0	\$500
	Other Purch'd Property Services Total	\$112,500	\$0	\$112,500	\$7,590	\$3,121
	Purchased Property Services Total	\$1,951,405	\$0	\$1,951,405	\$63,649	\$213,749
<u>Purchased Other Services</u>						
<u>Transportation</u>						
01711006-55809	THS-Ag Science-Transportation	\$2,629	\$0	\$2,629	\$0	\$1,629
01711016-55809	THS-Music-Transportation	\$17,500	\$0	\$17,500	\$0	\$17,500
01711022-55809	THS-Alternate School-Field Trips	\$0	\$0	\$0	\$0	\$0
01713202-55807	THS-Activities-Competitions	\$45,000	\$0	\$45,000	\$0	\$45,000
01882700-55101	Trans-Admin-Reg Buses	\$3,533,461	\$0	\$3,533,461	(\$405)	\$3,533,866
01882700-55102	Trans-Admin-ACE Trips	\$3,000	\$0	\$3,000	\$0	\$3,000
01882700-55105	Trans-Admin-SPED-Summer Buses	\$237,280	\$0	\$237,280	\$0	\$237,280
01882700-55109	Trans-Admin-Fuel	\$344,300	\$0	\$344,300	\$6,777	\$337,523
01882700-55809	Trans-Admin-Field Trips	\$8,000	\$0	\$8,000	\$0	\$8,000
01882701-55101	Trans-Admin-SPED In District	\$1,389,649	\$0	\$1,389,649	\$405	\$1,389,244
01882701-55105	Trans-Admin-SPED Out of District	\$770,100	\$0	\$770,100	\$0	\$770,100
01882701-55108	Trans-Admin-Monitors	\$263,000	\$0	\$263,000	\$0	\$263,000
01713201-55809	THS-Activities-Sports	\$130,810	\$0	\$130,810	\$0	\$810
	Sports Transportation Total	\$130,810	\$0	\$130,810	\$0	\$810
	Transportation Total	\$6,744,729	\$0	\$6,744,729	\$6,777	\$6,606,952
<u>Communications</u>						
01422520-55903	Tech-Admin-Telephone Cell	\$33,500	\$0	\$33,500	\$0	(\$1,500)
01422520-55904	Tech-Admin-Telephone LAN	\$68,100	\$0	\$68,100	\$2,891	(\$33,584)
01422520-55907	Tech-Admin-WAN Communications	\$198,100	\$0	\$198,100	\$80,374	(\$6,269)
	Communications Total	\$299,700	\$0	\$299,700	\$83,264	(\$41,353)
<u>Postage</u>						
01902320-55900	Super-Admin-Postage	\$46,000	\$0	\$46,000	\$91	(\$1)
	Postage Total	\$46,000	\$0	\$46,000	\$91	(\$1)
<u>Advertising</u>						
01802130-55903	Human Resources-Admin-Advertising	\$1,675	\$0	\$1,675	\$590	\$1,085
01912520-55903	Bus Off-Admin-Advertising	\$1,300	\$0	\$1,300	\$0	\$1,300
	Advertising Total	\$2,975	\$0	\$2,975	\$590	\$2,385
<u>Interns</u>						
01401000-55502	THS-Classroom-Interns	\$48,750	\$0	\$48,750	\$0	\$0

Trumbull Board of Education Expense vs Budget Detail
Report for the Period Ended 7/31/2022

<u>Account #</u>	<u>Account Description</u>	<u>Budget</u>			<u>Expended</u>	<u>Available/ (Over)</u>
		<u>Original</u>	<u>Transfers</u>	<u>Revised</u>		
01401000-55503	TECEC-Classroom-Interns	\$0	\$0	\$0	\$0	\$0
01511001-55500	BHES-Classroom-Interns	\$32,500	\$0	\$32,500	\$0	\$0
01521001-55500	FTES-Classroom-Interns	\$32,500	\$0	\$32,500	\$0	\$0
01531001-55500	DFES-Classroom-Interns	\$32,500	\$0	\$32,500	\$0	\$0
01541001-55500	MBES-Classroom-Interns	\$32,500	\$0	\$32,500	\$0	\$0
01551001-55500	JRES-Classroom-Interns	\$32,500	\$0	\$32,500	\$0	\$0
01581001-55500	TES-Classroom-Interns	\$32,500	\$0	\$32,500	\$0	\$0
01611001-55500	HMS-Classroom-Interns	\$48,750	\$0	\$48,750	\$0	\$0
01621001-55500	MMS-Classroom-Interns	\$48,750	\$0	\$48,750	\$0	\$0
	Interns Total	\$341,250	\$0	\$341,250	\$0	\$0
<u>Tuition</u>						
01396110-55600	PPS-L/W-Tuition Outplaced	\$4,807,698	\$0	\$4,807,698	\$45,317	\$2,750,711
01396110-55601	PPS-EXCESS COST REFUND(ECR)	(\$1,300,000)	\$0	(\$1,300,000)	\$0	\$0
01402320-55600	Asst Super-Admin-Tuition	\$454,000	\$0	\$454,000	\$0	\$454,000
01741200-55600	Adult Ed - Outgoing Tuition	\$0	\$0	\$0	\$0	\$0
	Tuition Total	\$3,961,698	\$0	\$3,961,698	\$45,317	\$3,204,711
<u>Printing</u>						
01011000-55906	TECEC-Admin-Printing	\$200	\$0	\$200	\$0	\$200
01011200-55906	PPS-Admin-Printing	\$500	\$0	\$500	\$0	\$500
01402320-55906	Asst Super-Admin-Printing	\$1,500	\$0	\$1,500	\$0	\$1,500
01412210-55906	Curr Dir-Admin-Printing	\$0	\$0	\$0	\$0	\$0
01612400-55906	HMS-Classroom-Printing	\$0	\$0	\$0	\$0	\$0
01622400-55906	MMS-Classroom-Printing	\$0	\$0	\$0	\$0	\$0
01711006-55906	THS-Ag Science-Printing	\$1,500	\$0	\$1,500	\$0	\$1,500
01712400-55906	THS-Admin-Printing	\$9,000	\$0	\$9,000	\$0	\$7,246
01713202-55906	THS-Activities-Printing	\$500	\$0	\$500	\$0	\$500
01902320-55905	Super-Admin-Printing	\$550	\$0	\$550	\$0	\$550
	Printing Total	\$13,750	\$0	\$13,750	\$0	\$11,996
<u>Other Purch'd Services</u>						
01011000-55800	TECEC-Admin-Professional Devt	\$700	\$0	\$700	\$0	\$700
01011000-55900	TECEC-Admin-Other Purch'd Prop Svcs	\$23,824	\$0	\$23,824	\$0	\$23,475
01011200-55800	PPS-Admin-Professional Devt	\$30,000	\$0	\$30,000	\$0	\$29,280
01011200-55801	PPS-D/W-Mileage	\$15,000	\$0	\$15,000	\$0	\$15,000
01401203-55801	Asst Super-L/W-Mileage	\$12,000	\$0	\$12,000	\$0	\$12,000
01402320-55800	Asst Super-Admin-Professional Devt	\$20,000	\$0	\$20,000	\$0	\$20,000
01402320-55900	Asst Super-Other Purchased Services	\$0	\$0	\$0	\$0	\$0
01412210-55800	Curr Dir-Admin-Professional Devt	\$64,370	\$0	\$64,370	\$66	\$53,489
01412210-55802	Admin-Prof Devt Admin	\$0	\$0	\$0	\$0	\$0
01422520-55800	Tech-Admin-Professional Devt	\$2,500	\$0	\$2,500	\$0	\$2,500
01422520-55804	Tech-Admin-Milelage	\$3,000	\$0	\$3,000	\$0	\$3,000
01512400-55800	BHES-Admin-Professional Devt	\$500	\$0	\$500	\$0	\$500
01522400-55800	FTES-Admin-Professional Devt	\$500	\$0	\$500	\$0	\$500
01532400-55800	DFES-Admin-Professional Devt	\$500	\$0	\$500	\$0	\$500
01542400-55800	MBES-Admin-Professional Devt	\$250	\$0	\$250	\$0	\$250
01552400-55800	JRES-Admin-Professional Devt	\$500	\$0	\$500	\$0	\$500
01582400-55800	TES-Admin-Professional Devt	\$500	\$0	\$500	\$420	\$80
01612400-55800	HMS-Admin-Professional Devt	\$1,500	\$0	\$1,500	\$0	\$1,500
01622400-55800	MMS-Admin-Professional Devt	\$1,500	\$0	\$1,500	\$0	\$1,500
01711001-55800	THS-Classroom-Professional Devt	\$0	\$0	\$0	\$0	\$0
01711011-55800	THS-Foreign Lang-Professional Devt	\$0	\$0	\$0	\$0	\$0
01711002-55800	THS-Art-Professional Devt	\$0	\$0	\$0	\$0	\$0
01712400-55800	THS-Admin-Professional Devt	\$3,500	\$0	\$3,500	\$0	\$3,500
01712400-55901	THS-Admin-Other Purch'd Svcs	\$1,750	\$0	\$1,750	\$0	\$1,750
01741200-55800	Continuing Ed-Admin-Professional Devt	\$0	\$0	\$0	\$0	\$0
01741200-55900	Continuing Ed-Other Purch'd Svcs	\$61,050	\$0	\$61,050	\$0	\$0

Trumbull Board of Education Expense vs Budget Detail
Report for the Period Ended 7/31/2022

<u>Account #</u>	<u>Account Description</u>	<u>Budget</u>			<u>Expended</u>	<u>Available/ (Over)</u>
		<u>Original</u>	<u>Transfers</u>	<u>Revised</u>		
01802130-55800	Super-HR-Professional Devt	\$16,550	\$0	\$16,550	\$0	\$16,550
01802130-55900	Super-Personnel-Other Purch'd Svcs	\$115,800	\$0	\$115,800	\$46,763	\$69,037
01802320-55800	Super-Personnel-Professional Devt	\$0	\$0	\$0	\$0	\$0
01822230-55800	Facilities-Admin-Professional Devt	\$2,000	\$0	\$2,000	\$190	\$1,810
01822230-55910	Facilities-Admin-Other Purch'd Svcs	\$21,000	\$0	\$21,000	\$14,606	\$5,395
01842610-55803	Facilities-Admin-Mileage	\$2,500	\$0	\$2,500	\$0	\$2,500
01852632-55910	Facilities-Inside Maint-Other Purch'd Svcs	\$0	\$0	\$0	\$0	\$0
01882700-55800	Trans-Admin-Professional Devt	\$0	\$0	\$0	\$0	\$0
01902310-55800	Super-BOE-Professional Devt	\$1,400	\$0	\$1,400	\$0	\$200
01902320-55800	Super-Admin-Professional Devt	\$5,000	\$0	\$5,000	\$0	\$600
01912520-55800	Bus Off-Admin-Professional Devt	\$0	\$0	\$0	\$0	\$0
01922530-55804	Asst Super-Info Svcs-Oth Purch Svcs	\$14,000	\$0	\$14,000	\$0	\$14,000
	Other Purch'd Services Total	\$421,694	\$0	\$421,694	\$62,046	\$280,115
	Purchased Other Services Total	\$11,831,796	\$0	\$11,831,796	\$198,085	\$10,064,807

Supplies

Supplies Teaching

01011000-56111	TECEC-Classroom-Classroom Supplies	\$5,400	\$0	\$5,400	\$0	\$4,822
01011200-56111	PPS-Classroom-Classroom Supplies	\$27,000	\$0	\$27,000	\$878	\$26,122
01412214-56111	Curr Dir-D/W-Classroom Supplies	\$90,000	\$0	\$90,000	\$0	\$70,867
01511001-56111	BHES-Classroom Supplies	\$24,300	\$0	\$24,300	\$0	\$3,596
01512220-56901	BHES-Library-Supplies	\$2,700	\$0	\$2,700	\$0	\$8
01521001-56111	FTES-Classroom Supplies	\$27,900	\$0	\$27,900	\$68	\$20,052
01522220-56901	FTES-Library-Supplies	\$2,250	\$0	\$2,250	\$0	\$2,250
01531001-56111	DFES-Classroom Supplies	\$26,100	\$0	\$26,100	(\$2)	(\$567)
01532220-56901	DFES-Library-Supplies	\$2,250	\$0	\$2,250	\$0	\$2,250
01541001-56111	MBES-Classroom Supplies	\$27,000	\$0	\$27,000	\$128	\$7,774
01542220-56901	MBES-Library-Supplies	\$2,250	\$0	\$2,250	\$0	\$2,250
01551001-56111	JRES-Classroom Supplies	\$24,300	\$0	\$24,300	\$0	\$6,934
01552220-56901	JRES-Library-Supplies	\$2,250	\$0	\$2,250	\$0	\$1,320
01581001-56111	TES-Classroom Supplies	\$22,500	\$0	\$22,500	\$1,574	\$9,752
01582220-56901	TES-Library-Supplies	\$2,250	\$0	\$2,250	\$0	\$2,250
01611001-56111	HMS-Classroom-Classroom Supplies	\$31,500	\$0	\$31,500	\$0	\$20,662
01611016-56111	HMS-Music-Classroom Supplies	\$2,250	\$0	\$2,250	\$0	\$2,250
01611019-56111	HMS-PE/Health-Classroom Supplies	\$3,420	\$0	\$3,420	\$0	\$3,420
01612220-56111	HMS-Library-Supplies	\$1,935	\$0	\$1,935	\$0	\$1,935
01621001-56111	MMS-Classroom-Classroom Supplies	\$31,500	\$0	\$31,500	\$1,606	\$12,483
01621016-56111	MMS-Music-Classroom Supplies	\$2,475	\$0	\$2,475	\$0	\$2,475
01621019-56111	MMS-PE/Health-Classroom Supplies	\$2,250	\$0	\$2,250	\$0	\$1,707
01622220-56901	MMS-Library-Supplies	\$1,800	\$0	\$1,800	\$0	\$626
01711001-56111	THS-Classroom-Classroom Supplies	\$31,500	\$0	\$31,500	\$0	\$18,800
01711002-56112	THS-Art-Supplies	\$16,740	\$0	\$16,740	\$0	\$13,295
01711003-56112	THS-Business Ed-Supplies	\$1,530	\$0	\$1,530	\$0	\$1,123
01711006-56112	THS-Ag Science-Supplies	\$27,900	\$0	\$27,900	\$173	\$6,435
01711010-56112	THS-Language Arts-Supplies	\$900	\$0	\$900	\$0	\$900
01711011-56112	THS-Foreign Language-Supplies	\$1,350	\$0	\$1,350	\$0	\$1,350
01711013-56112	THS-Home Economics-Supplies	\$13,140	\$0	\$13,140	\$0	\$10,827
01711014-56112	THS-Industrial Arts-Supplies	\$18,900	\$0	\$18,900	\$0	\$13,950
01711015-56112	THS-Mathematics-Supplies	\$1,395	\$0	\$1,395	\$0	\$1,055
01711016-56112	THS-Music-Supplies	\$5,400	\$0	\$5,400	\$0	\$4,450
01711019-56112	THS-PE/Health-Supplies	\$2,700	\$0	\$2,700	\$0	\$1,756
01711022-56112	THS-Alternate School-Supplies	\$450	\$0	\$450	\$0	\$450
01711027-56112	THS-Science-Supplies	\$11,124	\$0	\$11,124	\$0	\$11,124
01711028-56112	THS-Social Studies-Supplies	\$792	\$0	\$792	\$0	\$792
01712120-56112	THS-Guidance-Supplies	\$0	\$0	\$0	\$0	\$0
01712220-56901	THS-Library-Supplies	\$2,740	\$0	\$2,740	\$0	\$2,079
01712221-56112	THS-Audio Visual-Supplies	\$0	\$0	\$0	\$0	\$0
01712400-56116	THS-Admin-Supplies	\$6,975	\$0	\$6,975	\$0	\$6,975

Trumbull Board of Education Expense vs Budget Detail
Report for the Period Ended 7/31/2022

<u>Account #</u>	<u>Account Description</u>	<u>Budget</u>			<u>Expended</u>	<u>Available/ (Over)</u>
		<u>Original</u>	<u>Transfers</u>	<u>Revised</u>		
01713201-56112	Sports-Sports General-Supplies	\$126,000	\$0	\$126,000	\$8,810	\$82,001
	Sports Supplies Total	\$126,000	\$0	\$126,000	\$8,810	\$82,001
01741200-56110	Continuing Ed-Teaching Supplies	\$0	\$0	\$0	\$0	\$0
	Supplies Teaching Total	\$635,116	\$0	\$635,116	\$13,235	\$382,599
<u>Supplies Office</u>						
01011000-56110	TECEC-Admin-Office Supplies	\$4,050	\$0	\$4,050	\$5	\$3,111
01011200-56110	PPS-Admin-Office Supplies	\$900	\$0	\$900	\$0	\$550
01052130-56110	PPS-Health Services-Supplies	\$7,650	\$0	\$7,650	\$0	\$7,650
01402320-56110	Asst Super-Admin-Office Supplies	\$4,050	\$0	\$4,050	\$195	\$3,755
01412210-56110	Curr Dir-Admin-Office Supplies	\$0	\$0	\$0		\$0
01422214-56900	Tech-L/W-Parts	\$8,550	\$0	\$8,550	\$1,330	\$6,769
01422520-56110	Tech-Admin-Office Supplies	\$1,170	\$0	\$1,170	\$283	\$739
01422520-56900	Tech-Admin-Parts	\$4,320	\$0	\$4,320	\$0	\$4,320
01512400-56110	BHES-Admin-Office Supplies	\$3,600	\$0	\$3,600	\$0	\$3,395
01522400-56110	FTES-Admin-Office Supplies	\$3,600	\$0	\$3,600	\$0	\$3,306
01532400-56110	DFES-Admin-Office Supplies	\$3,600	\$0	\$3,600	\$0	\$2,155
01542400-56110	MBES-Admin-Office Supplies	\$3,600	\$0	\$3,600	\$0	\$3,600
01552400-56110	JRES-Admin-Office Supplies	\$3,600	\$0	\$3,600	\$0	\$2,276
01582400-56110	TES-Admin-Office Supplies	\$3,600	\$0	\$3,600	\$0	\$3,600
01612400-56110	HMS-Admin-Office Supplies	\$6,750	\$0	\$6,750	\$640	\$5,485
01622400-56110	MMS-Admin-Office Supplies	\$7,650	\$0	\$7,650	\$0	\$7,650
01712221-56900	THS-Audio Visual-Parts & Maintenance	\$1,350	\$0	\$1,350	\$0	\$1,350
01712400-56110	THS-Admin-Office Supplies	\$3,150	\$0	\$3,150	\$0	\$3,150
01741200-56117	Continuing Ed-Office Supplies	\$0	\$0	\$0	\$0	\$0
01802130-56110	Human Resources-Admin-Office Supplies	\$2,925	\$0	\$2,925	\$0	\$2,925
01822230-56110	Facilities-Admin-Office Supplies	\$5,400	\$0	\$5,400	\$0	\$3,983
01882700-56110	Transportation-Office Supplies	\$3,600	\$0	\$3,600	\$0	\$3,600
01902320-56110	Super-Admin-Office Supplies	\$5,400	\$0	\$5,400	\$10	\$695
01912520-56110	Bus Off-Admin-Office Supplies	\$3,600	\$0	\$3,600	\$1,795	(\$990)
	Supplies Office Total	\$92,115	\$0	\$92,115	\$4,258	\$73,075
<u>Supplies Custodial</u>						
01842610-56130	Facilities-Custodial-Supplies	\$116,000	\$0	\$116,000	\$16,025	(\$60,020)
	Supplies Custodial Total	\$116,000	\$0	\$116,000	\$16,025	(\$60,020)
<u>Supplies Maintenance</u>						
01852622-56134	Facilities-Snow Removal-Supplies	\$9,000	\$0	\$9,000	\$0	\$5,200
01852623-56133	Facilities-Vehicles-Gas/Diesel	\$30,000	\$0	\$30,000	\$3,620	\$19,880
01852623-56134	Facilities-Vehicles-Supplies	\$15,000	\$0	\$15,000	\$831	\$3,050
01852625-56134	Facilities-Grounds-Supplies	\$10,000	\$0	\$10,000	\$0	(\$658)
01852626-56134	Facilities-Fertilizer	\$0	\$0	\$0	\$0	\$0
01852627-56134	Facilities-Lawn Care-Supplies	\$5,000	\$0	\$5,000	\$1,088	(\$134)
01852628-56134	Facilities-Paving-Supplies	\$0	\$0	\$0	\$925	(\$925)
01852631-56134	Facilities-Maintenance-Supplies	\$2,000	\$0	\$2,000	\$150	\$1,850
01852632-56134	Facilities-Inside Maintenance-Supplies	\$30,000	\$0	\$30,000	\$287	\$23,500
01852633-56134	Facilities-Electrical-Supplies	\$33,500	\$0	\$33,500	\$1,259	\$15,502
01852634-56134	Facilities-Fire Prot-Supplies	\$0	\$0	\$0	\$0	\$0
01852635-56134	Facilities-Floor Repair-Supplies	\$5,000	\$0	\$5,000	\$0	\$3,500
01852637-56134	Facilities-Glass-Supplies	\$1,000	\$0	\$1,000	\$0	\$1,000
01852638-56134	Facilities-Hardware-Supplies	\$5,000	\$0	\$5,000	\$0	\$2,000
01852639-56134	Facilities-HVAC-Supplies	\$55,000	\$0	\$55,000	\$5,381	\$31,001
01852641-56134	Facilities-Masonry-Supplies	\$0	\$0	\$0	\$0	\$0
01852642-56134	Facilities-Painting-Supplies	\$5,000	\$0	\$5,000	\$1,859	(\$859)
01852643-56134	Facilities-Plant Equip-Supplies	\$0	\$0	\$0	\$0	\$0
01852644-56134	Facilities-Plumbing-Supplies	\$35,000	\$0	\$35,000	\$638	\$11,296

Trumbull Board of Education Expense vs Budget Detail
Report for the Period Ended 7/31/2022

<u>Account #</u>	<u>Account Description</u>	<u>Budget</u>			<u>Expended</u>	<u>Available/ (Over)</u>
		<u>Original</u>	<u>Transfers</u>	<u>Revised</u>		
01852645-56134	Facilities-Roofing-Supplies	\$0	\$0	\$0	\$0	\$0
01852646-56134	Facilities-Pest Control-Supplies	\$1,000	\$0	\$1,000	\$0	\$1,000
01852648-56134	Facilities-Indoor Air Quality-IAQ-Supplies	\$10,000	\$0	\$10,000	\$1,230	\$3,000
01852649-56134	Facilities-Welding-Supplies	\$0	\$0	\$0	\$0	(\$750)
Supplies Maintenance Total		\$251,500	\$0	\$251,500	\$17,269	\$118,453

Text & Workbooks

01011000-56411	TECEC-Classroom-Text & Workbooks	\$1,300	\$0	\$1,300	\$0	\$1,300
01011200-56411	PPS-Admin-Text & Workbooks	\$4,300	\$0	\$4,300	\$0	\$70
01412210-56411	Curr Dir-D/W-Text & Workbooks	\$112,300	\$0	\$112,300	\$225	\$18,084
01511001-56411	BHES-Classroom-Text & Workbooks	\$34,000	\$0	\$34,000	\$0	\$17,997
01521001-56411	FTES-Classroom-Text & Workbooks	\$30,000	\$0	\$30,000	\$0	\$14,562
01531001-56411	DFES-Classroom-Text & Workbooks	\$28,664	\$0	\$28,664	\$0	\$9,119
01541001-56411	MBES-Classroom-Text & Workbooks	\$29,000	\$0	\$29,000	\$0	\$22,625
01551001-56411	JRES-Classroom-Text & Workbooks	\$29,000	\$0	\$29,000	\$0	\$21,472
01581001-56411	TES-Classroom-Text & Workbooks	\$29,000	\$0	\$29,000	\$2,336	\$9,238
01611001-56411	HMS-Classroom-Text & Workbooks	\$15,000	\$0	\$15,000	\$0	\$15,000
01621001-56411	MMS-Classroom-Text & Workbooks	\$15,000	\$0	\$15,000	\$0	\$13,984
01621016-56411	MMS-Music-Text & Workbooks	\$0	\$0	\$0	\$0	\$0
01711003-56411	THS-Business Ed-Text & Workbooks	\$9,225	\$0	\$9,225	\$4,500	\$2,059
01711006-56411	THS-Ag Science-Text & Workbooks	\$4,000	\$0	\$4,000	\$0	\$4,000
01711010-56411	THS-Language Arts-Text & Workbooks	\$18,000	\$0	\$18,000	\$0	\$9,592
01711011-56411	THS-Foreign Language-Text & Workbooks	\$12,500	\$0	\$12,500	\$0	\$2,928
01711013-56411	THS-Home Economics-Text & Workbooks	\$0	\$0	\$0	\$0	\$0
01711015-56411	THS-Mathematics-Text & Workbooks	\$15,100	\$0	\$15,100	\$0	\$15,044
01711019-56411	THS-PE/Health-Text & Workbooks	\$500	\$0	\$500	\$0	\$500
01711022-56411	THS-Alternate School-Text & Workbooks	\$0	\$0	\$0	\$0	\$0
01711027-56411	THS-Science-Text & Workbooks	\$9,800	\$0	\$9,800	\$0	\$9,800
01711028-56411	THS-Social Studies-Text & Workbooks	\$12,774	\$0	\$12,774	\$0	\$12,774
01741200-56411	Continuing Ed-Textbooks	\$0	\$0	\$0	\$0	\$0
Text & Workbooks Total		\$409,463	\$0	\$409,463	\$7,061	\$200,147

Subscriptions

01011200-56425	PPS-Admin-Periodicals	\$1,000	\$0	\$1,000	\$0	\$816
01412210-56425	Curr Dir-Admin-Periodicals	\$0	\$0	\$0	\$0	\$0
01412214-56426	Cur Dir-D/W-Online Subscriptions	\$281,048	\$0	\$281,048	\$44,758	\$101,528
01422520-56425	Tech-Admin-Periodicals	\$200	\$0	\$200	\$0	\$200
01512220-56425	BHES-Library-Periodicals	\$1,300	\$0	\$1,300	\$0	\$1,300
01522220-56425	FTES-Library-Periodicals	\$1,200	\$0	\$1,200	\$0	\$1,200
01532220-56425	DFES-Library-Periodicals	\$1,200	\$0	\$1,200	\$0	\$1,200
01542220-56425	MBES-Library-Periodicals	\$1,200	\$0	\$1,200	\$0	\$1,200
01552220-56425	JRES-Library-Periodicals	\$1,250	\$0	\$1,250	\$0	\$1,250
01582220-56425	TES-Library-Periodicals	\$1,250	\$0	\$1,250	\$0	\$1,250
01612220-56425	HMS-Library-Periodicals	\$1,750	\$0	\$1,750	\$0	\$1,750
01622220-56425	MMS-Library-Periodicals	\$1,250	\$0	\$1,250	\$0	\$192
01712220-56425	THS-Library-Periodicals	\$2,200	\$0	\$2,200	\$0	\$1,812
01712400-56425	THS-Admin-Periodicals	\$750	\$0	\$750	\$0	\$750
01822230-56425	Facilities-Admin-Periodicals	\$350	\$0	\$350	\$0	\$350
01882700-56425	Trans-Admin-Periodicals	\$0	\$0	\$0	\$0	\$0
01902310-56425	Super-BOE-Periodicals	\$0	\$0	\$0	\$0	\$0
01902320-56425	Super- Admin-Periodicals	\$700	\$0	\$700	\$134	\$170
Subscriptions Total		\$296,648	\$0	\$296,648	\$44,891	\$114,968

Testing Materials

01011000-56904	TECEC-Classroom-Testing Materials	\$4,600	\$0	\$4,600	\$0	\$4,198
01011200-56904	PPS-L/W-Testing Materials	\$55,000	\$0	\$55,000	\$0	\$2,735
01412210-56904	Curr Dir-D/W-Testing Materials	\$110,000	\$0	\$110,000	\$0	\$52,534
01712120-56903	THS-Guidance-Testing Materials	\$400	\$0	\$400	\$0	\$400

Trumbull Board of Education Expense vs Budget Detail
Report for the Period Ended 7/31/2022

<u>Account #</u>	<u>Account Description</u>	<u>Budget</u>			<u>Expended</u>	<u>Available/ (Over)</u>
		<u>Original</u>	<u>Transfers</u>	<u>Revised</u>		
	Testing Materials Total	\$170,000	\$0	\$170,000	\$0	\$59,866
<u>Books & A/V</u>						
01512220-56420	BHES-Library-Books & Media	\$8,000	\$0	\$8,000	\$0	\$59
01522220-56420	FTES-Library-Books & Media	\$5,000	\$0	\$5,000	\$0	\$5,000
01532220-56420	DFES-Library-Books & Media	\$5,000	\$0	\$5,000	\$0	\$5,000
01542220-56420	MBES-Library-Books & Media	\$5,000	\$0	\$5,000	\$0	\$5,000
01552220-56420	JRES-Library-Books & Media	\$5,000	\$0	\$5,000	\$0	\$1,698
01582220-56420	TES-Library-Books & Media	\$5,000	\$0	\$5,000	\$0	\$1,736
01612220-56420	HMS-Library-Books & Media	\$2,000	\$0	\$2,000	\$0	\$2,000
01622220-56420	MMS-Library-Books & Media	\$2,250	\$0	\$2,250	\$0	\$1,338
01712220-56420	THS-Library-Books & Media	\$7,040	\$0	\$7,040	\$0	\$7,040
	Books & A/V Total	\$44,290	\$0	\$44,290	\$0	\$28,870
<u>Software</u>						
01412210-56118	Curr Dir-D/W Software	\$5,000	\$0	\$5,000	\$0	\$2,525
01422214-56118	Tech-L/W-Software	\$188,925	\$0	\$188,925	\$35,484	\$79,290
01712120-56118	THS-Guidance-Software	\$0	\$0	\$0	\$0	\$0
	Software Total	\$193,925	\$0	\$193,925	\$35,484	\$81,815
<u>Energy</u>						
01842611-56201	Facilities-D/W-Heating Oil	\$0	\$0	\$0	\$0	\$0
01842611-56202	Facilities-D/W-Natural Gas	\$599,400	\$0	\$599,400	\$0	\$114,400
	Energy Total	\$599,400	\$0	\$599,400	\$0	\$114,400
<u>Other Supplies</u>						
01422214-56117	Tech-L/W-Computer Supplies	\$500	\$0	\$500	\$0	\$500
01422220-56117	Tech-Dist AV/Chan 17-Supplies	\$300	\$0	\$300	\$0	\$300
01422220-56900	Tech-Dist AV/Ch17-Parts	\$6,800	\$0	\$6,800	\$0	\$6,800
01613202-56119	HMS-Activities-Supplies	\$3,000	\$0	\$3,000	\$0	\$3,000
01623202-56119	MMS-Activities-Supplies	\$2,000	\$0	\$2,000	\$0	\$2,000
01712400-56270	THS-Admin-Security Supplies	\$1,500	\$0	\$1,500	\$0	\$1,500
01712400-56907	THS-Admin-Graduation	\$16,800	\$0	\$16,800	\$0	\$16,800
01713203-56906	THS-Activities-Fees, Awards & Supplies	\$1,500	\$0	\$1,500	\$0	\$1,500
01852625-56900	Fences/Playground-Supplies	\$0	\$0	\$0	\$0	\$0
01852636-56900	Furniture Repairs-Supplies	\$0	\$0	\$0	\$0	\$0
01882700-56270	Transportation-Bus Supplies	\$0	\$0	\$0	\$0	\$0
	Other Supplies Total	\$32,400	\$0	\$32,400	\$0	\$32,400
	Supplies Total	\$2,840,857	\$0	\$2,840,857	\$138,222	\$1,146,574
<u>Property</u>						
<u>Office Equipment</u>						
01612400-57301	HMS-Admin-Equipment	\$500	\$0	\$500	\$0	\$500
01622400-57301	MMS-Admin-Equipment	\$0	\$0	\$0	\$0	\$0
01822230-57301	Facilities-Admin-Equipment	\$350	\$0	\$350	\$0	\$350
	Office Equipment Total	\$850	\$0	\$850	\$0	\$850
<u>Office Furniture</u>						
01052130-57304	SPED-Health Services Furniture	\$0	\$0	\$0	\$0	(\$615)
01402320-57308	Asst. Super.-Furniture	\$0	\$0	\$0	\$0	\$0
01712400-57308	THS-Admin-Office Furniture	\$0	\$0	\$0	\$0	\$0
01822230-57308	Facilities-Admin-Furniture	\$0	\$0	\$0	\$0	\$0
01852651-57301	Facilities-Building Improvement-Furniture	\$0	\$0	\$0	\$0	\$0
01902520-57308	Bus Off-Admin-Office Furniture	\$0	\$0	\$0	\$0	\$0

Trumbull Board of Education Expense vs Budget Detail
Report for the Period Ended 7/31/2022

<u>Account #</u>	<u>Account Description</u>	<u>Budget</u>			<u>Expended</u>	<u>Available/ (Over)</u>
		<u>Original</u>	<u>Transfers</u>	<u>Revised</u>		
	Office Furniture Total	\$0	\$0	\$0	\$0	(\$615)
<u>Classroom Equipment</u>						
01011000-57301	TECEC-Classroom-Instructional Equipment	\$4,000	\$0	\$4,000	\$0	\$4,000
01032130-57303	PPS-L/W-Equipment Instructional	\$15,000	\$0	\$15,000	\$0	\$7,835
01412210-57301	Curr Dir-D/W-Equipment Instructional	\$20,000	\$0	\$20,000	\$0	\$20,000
01421001-57310	Tech-Classroom-Computer Equipment	\$192,325	\$0	\$192,325	\$47,500	\$6,822
01422214-57301	Tech-L/W-Computer Equipment	\$10,500	\$0	\$10,500	\$1,103	\$9,397
01422220-57301	Tech-Dist AV/Ch17-Equipment Instructional	\$22,000	\$0	\$22,000	\$0	\$18,804
01511001-57301	BHES-Classroom-Equipment Instructional	\$2,500	\$0	\$2,500	\$0	\$2,500
01512220-57302	BHES-Library-Equipment Instructional	\$2,200	\$0	\$2,200	\$0	\$2,200
01521001-57301	FTES-Classroom-Equipment Instructional	\$2,400	\$0	\$2,400	\$0	\$2,400
01522220-57302	FTES-Library-Equipment Instructional	\$2,300	\$0	\$2,300	\$0	\$2,300
01531001-57301	DFES-Classroom-Equipment Instructional	\$2,500	\$0	\$2,500	\$0	\$2,500
01532220-57302	DFES-Library-Equipment Instructional	\$2,400	\$0	\$2,400	\$0	\$2,400
01541001-57301	MBES-Classroom-Equipment Instructional	\$4,000	\$0	\$4,000	\$0	\$4,000
01542220-57302	MBES-Library-Equipment Instructional	\$2,200	\$0	\$2,200	\$0	\$2,200
01551001-57301	JRES-Classroom-Equipment Instructional	\$2,500	\$0	\$2,500	\$0	\$2,156
01552220-57302	JRES-Library-Equipment Instructional	\$2,200	\$0	\$2,200	\$0	\$2,200
01581001-57301	TES-Classroom-Equipment Instructional	\$2,500	\$0	\$2,500	\$0	\$2,500
01582220-57302	TES-Library-Equipment Instructional	\$2,200	\$0	\$2,200	\$0	\$2,200
01611001-57301	HMS-Classroom-Equipment Instructional	\$3,400	\$0	\$3,400	\$0	\$3,400
01611016-57301	HMS-Music-Equipment Instructional	\$3,300	\$0	\$3,300	\$0	\$3,300
01612220-57302	HMS-Library-Equipment Instructional	\$1,700	\$0	\$1,700	\$0	\$1,700
01621001-57301	MMS-Classroom-Equipment Instructional	\$3,400	\$0	\$3,400	\$0	\$3,400
01621016-57301	MMS-Music-Equipment Instructional	\$3,500	\$0	\$3,500	\$0	\$3,500
01622220-57302	MMS-Library-Equipment Instructional	\$1,700	\$0	\$1,700	\$0	\$1,700
01711001-57301	THS-Classroom-Equipment	\$0	\$0	\$0	\$0	\$0
01711002-57301	THS-Art-Equipment Instructional	\$8,500	\$0	\$8,500	\$0	\$7,550
01711003-57301	THS-Business Ed-Equipment Instructional	\$0	\$0	\$0	\$0	\$0
01711006-57301	THS-Ag Science-Equipment Instructional	\$969	\$0	\$969	\$0	(\$2,314)
01711011-57301	THS-Foreign Language-Equipment Instructional	\$5,600	\$0	\$5,600	\$0	(\$780)
01711013-57301	THS-Home Economics-Equipment Instructional	\$3,000	\$0	\$3,000	\$0	\$3,000
01711014-57301	THS-Industrial Arts-Equipment Instructional	\$2,000	\$0	\$2,000	\$0	\$1,682
01711016-57301	THS-Music-Equipment Instructional	\$2,500	\$0	\$2,500	\$0	\$2,500
01711019-57301	THS-PE/Health-Equipment Instructional	\$3,500	\$0	\$3,500	\$0	\$3,500
01711027-57301	THS-Science-Equipment Instructional	\$8,755	\$0	\$8,755	\$0	\$8,755
01712220-57302	THS-Library-Equipment Instructional	\$775	\$0	\$775	\$0	\$375
01712221-57301	THS-Audio Visual-Equipment Instructional	\$4,000	\$0	\$4,000	\$0	\$4,000
01712400-57301	THS-Admin-Equipment	\$0	\$0	\$0	\$0	\$0
01713201-57301	Sports-Sports General-Equipment Instructional	\$30,000	\$0	\$30,000	\$3,390	\$17,760
	Classroom Equipment Total	\$380,324	\$0	\$380,324	\$51,993	\$159,442
<u>Classroom Furniture</u>						
01011000-57308	TECEC-Classroom-Furniture	\$3,200	\$0	\$3,200	\$0	\$3,200
01511001-57308	BHES-Classroom-Furniture	\$2,000	\$0	\$2,000	\$0	\$2,000
01521001-57308	FTES-Classroom-Furniture	\$2,000	\$0	\$2,000	\$0	\$1,702
01531001-57308	DFES-Classroom-Furniture	\$2,000	\$0	\$2,000	\$0	(\$816)
01541001-57308	MBES-Classroom-Furniture	\$2,000	\$0	\$2,000	\$0	\$1,684
01551001-57308	JRES-Classroom-Furniture	\$2,000	\$0	\$2,000	\$0	\$1,816
01581001-57308	TES-Classroom-Furniture	\$2,000	\$0	\$2,000	\$0	\$2,000
01611001-57308	HMS-Classroom-Furniture	\$500	\$0	\$500	\$0	\$500
01621001-57308	MMS-Classroom-Furniture	\$0	\$0	\$0	\$0	\$0
	Classroom Furniture Total	\$15,700	\$0	\$15,700	\$0	\$12,086
<u>Building Equipment</u>						
01842610-57301	Facilities-Custodial-Equipment	\$5,000	\$0	\$5,000	\$0	\$5,000
01852622-57307	Facilities-Snow Removal-Equipment	\$5,000	\$0	\$5,000	\$0	\$5,000

Trumbull Board of Education Expense vs Budget Detail
Report for the Period Ended 7/31/2022

<u>Account #</u>	<u>Account Description</u>	<u>Budget</u>			<u>Expended</u>	<u>Available/ (Over)</u>
		<u>Original</u>	<u>Transfers</u>	<u>Revised</u>		
01852623-57307	Facilities-Vehicles-Equipment	\$1,000	\$0	\$1,000	\$0	(\$3,000)
01852625-57307	Facilities-Grounds-Equipment	\$20,000	\$0	\$20,000	\$0	\$20,000
01852627-57307	Facilities-Lawn Care-Equipment	\$20,000	\$0	\$20,000	\$0	\$20,000
01852632-57307	Facilities-Inside Maintenance-Equipment	\$1,000	\$0	\$1,000	\$0	\$1,000
01852633-57306	FacilitiesPlantBldg-Electrical-Equipment	\$0	\$0	\$0	\$994	(\$9,088)
01852633-57307	Facilities-Electrical-Equipment	\$0	\$0	\$0	\$0	\$0
01852639-57307	Facilities-HVAC-Equipment	\$25,000	\$0	\$25,000	\$0	\$25,000
01852643-57307	Facilities-Plant-Equipment	\$0	\$0	\$0	\$0	\$0
01852644-57307	Facilities-Plumbing-Equipment	\$1,000	\$0	\$1,000	\$0	\$1,000
01852648-57307	Facilities-IAQ-Equipment	\$5,000	\$0	\$5,000	\$0	\$5,000
01852654-57340	Facilities-Maintenance-Vehicle	\$0	\$0	\$0	\$0	\$0
	Building Equipment Total	\$83,000	\$0	\$83,000	\$994	\$69,912
<u>Building Improvements</u>						
01842611-57202	Facilities-Project Improvements to Site	\$0	\$0	\$0	\$0	\$0
01852650-57200	Facilities-Site-Building Improvement	\$15,000	\$0	\$15,000	\$810	\$5,280
01852650-57202	Facilities-Site-Building Improvement	\$0	\$0	\$0	\$0	\$0
01852651-57100	Facilities-Building Improvement	\$0	\$0	\$0	\$0	\$0
01852651-57202	Facilities-Building Improvement-Projects	\$30,000	\$0	\$30,000	\$0	\$30,000
	Building Improvements Total	\$45,000	\$0	\$45,000	\$810	\$35,280
<u>Other Equipment</u>						
01422520-57301	Tech-Admin-WAN Equipment	\$3,550	\$0	\$3,550	\$0	\$3,550
	Other Equipment Total	\$3,550	\$0	\$3,550	\$0	\$3,550
	Property Total	\$528,424	\$0	\$528,424	\$53,797	\$280,505
<u>Miscellaneous</u>						
<u>Debt Service, Dues, Fees and Memberships</u>						
01011000-58900	TECEC-Admin-Dues & Fees	\$800	\$0	\$800	\$220	\$580
01011200-58900	PPS-Admin-Dues & Fees	\$2,000	\$0	\$2,000	\$696	(\$6,602)
01402210-58900	Instructional-Dues & Fees	\$0	\$0	\$0	\$0	\$0
01402320-58900	Asst Super-Admin-Dues & Fees	\$7,000	\$0	\$7,000	\$0	\$3,500
01412210-58900	Curr Dir-Admin-Dues & Fees	\$0	\$0	\$0	\$0	\$0
01422520-58900	Tech-Admin-Dues & Fees	\$0	\$0	\$0	\$0	\$0
01512400-58900	BHES-Admin-Dues & Fees	\$550	\$0	\$550	\$0	\$550
01522400-58900	FTES-Admin-Dues & Fees	\$553	\$0	\$553	\$0	\$464
01532400-58900	DFES-Admin-Dues & Fees	\$500	\$0	\$500	\$0	\$500
01542400-58900	MBES-Admin-Dues & Fees	\$100	\$0	\$100	\$0	\$100
01552400-58900	JRES-Admin-Dues & Fees	\$550	\$0	\$550	\$0	\$550
01582400-58900	TES-Admin-Dues & Fees	\$550	\$0	\$550	\$79	\$382
01612400-58900	HMS-Admin-Dues & Fees	\$900	\$0	\$900	\$385	\$515
01622400-58900	MMS-Admin-Dues & Fees	\$900	\$0	\$900	\$675	\$136
01711006-58900	THS-Ag Science-Dues & Fees	\$899	\$0	\$899	\$0	\$899
01711019-58900	THS-PE/Health-Dues & Fees	\$0	\$0	\$0	\$0	\$0
01712120-58900	THS-Guidance-Dues & Fees	\$0	\$0	\$0	\$0	\$0
01712220-58900	THS-Library-Dues & Fees	\$0	\$0	\$0	\$0	\$0
01712400-58900	THS-Admin-Dues & Fees	\$11,225	\$0	\$11,225	\$5,160	\$865
01713201-58900	Sports-Sports General-Dues & Fees	\$40,000	\$0	\$40,000	\$10,505	\$22,655
01741200-58900	Cont Ed-Admin-Dues & Fees	\$0	\$0	\$0	\$0	\$0
01802130-58900	Human Resources-Admin-Dues & Fees	\$1,200	\$0	\$1,200	\$0	\$1,200
01822230-58900	Facilities-Admin-Dues & Fees	\$1,500	\$0	\$1,500	\$0	\$1,500
01882700-58900	Trans-Admin-Dues & Fees	\$375	\$0	\$375	\$0	\$375
01902320-58900	Super-Admin-Dues & Fees	\$21,700	\$0	\$21,700	\$6,320	(\$478)
01912520-58310	Redemption of Principal on Loans	\$335,343	\$0	\$335,343	\$0	\$335,343
01912520-58320	Interest on Loans	\$88,196	\$0	\$88,196	\$0	\$88,196
01912520-58900	Bus Off-Admin-Dues & Fees	\$7,132	\$0	\$7,132	\$2,854	\$4,278

Trumbull Board of Education Expense vs Budget Detail
Report for the Period Ended 7/31/2022

<u>Account #</u>	<u>Account Description</u>	<u>Budget</u>			<u>Expended</u>	<u>Available/ (Over)</u>
		<u>Original</u>	<u>Transfers</u>	<u>Revised</u>		
	Dues, Fees and Memberships Total	\$521,973	\$0	\$521,973	\$26,894	\$455,508
<u>Other Miscellaneous</u>						
01912520-58904	D/W-Admin-Bad Debt Expense	\$1,000	\$0	\$1,000	\$0	\$1,000
	Other Miscellaneous Total	\$1,000	\$0	\$1,000	\$0	\$1,000
	Miscellaneous Total	\$522,973	\$0	\$522,973	\$26,894	\$456,508
<u>Other Objects</u>						
01412210-59000	Curr-District Wide Support	\$0	\$0	\$0	\$0	\$0
01912520-59000	Bus Office-Admin-Anticipated Surplus	\$0	\$0	\$0	\$0	\$0
01912520-59001	Bus Office-Intergovernmental transfer	(\$466,300)	\$0	(\$466,300)	\$0	(\$466,300)
	Other Objects Total	(\$466,300)	\$0	(\$466,300)	\$0	(\$466,300)
	Munis Report Total	\$115,915,558	\$0	\$115,915,558	\$3,821,944	\$73,054,621

09/15/2022 12:27
1791pbri

TRUMBULL BOE, CT
YEAR-TO-DATE BUDGET REPORT

P 1
glytdbud

FOR 2023 01

	ORIGINAL APPROP	TRANFRS/ ADJSTMTS	REVISED BUDGET	YTD EXPENDED	ENCUMBRANCES	AVAILABLE BUDGET	PCT USED
51111 TEACHERS-SPECIALISTS							
09006001 51111 NP Teach	0	110,000	110,000	.00	.00	110,000.00	.0%
51125 ADMINISTRATOR							
09007001 51125 NP Admin	0	15,499	15,499	1,722.12	14,350.96	-574.08	103.7%*
51130 SECRETARY-CAL YR							
09007001 51130 SEC-CALYR	0	15,970	15,970	1,761.27	14,677.23	-468.50	102.9%*
51140 CUST./MAINT. - REGULAR PAY							
09005000 51140 CUST.MAINT	0	25,000	25,000	.00	.00	25,000.00	.0%
09006200 51140 POOLMAN	0	60,000	60,000	464.16	.00	59,535.84	.8%
51141 CUST./MAINT. - OT - SCHOOL							
09005000 51141 OT/SCHOOLS	0	100,000	100,000	6,922.03	.00	93,077.97	6.9%
09005000 51141 COVID OT/SCHOOLS	0	1,000	1,000	.00	.00	1,000.00	.0%
53302 Other Prof Services							
09006200 53302 Emer	0	500	500	.00	.00	500.00	.0%
54101 UTILITY EXPENSE - ELECTRICITY							
09002611 54101 Electricit	0	24,000	24,000	2,000.00	.00	22,000.00	8.3%
55102 Ace/Bei/THSJobShadow							
09007001 55102 NP Bus	0	937,579	937,579	.00	.00	937,579.00	.0%
56136 SUPPLIES - OTHER PROJECTS							
09006200 56136 OTH PROJ	0	15,000	15,000	.00	.00	15,000.00	.0%
GRAND TOTAL	0	1,304,548	1,304,548	12,869.58	29,028.19	1,262,650.23	3.2%

09/15/2022 12:57
1791pbri

TRUMBULL BOE, CT
ACCOUNT SUMMARY TRIAL BALANCE FOR FY23/JUL TO JUL
FUND

P 1
glatrbal

ACCOUNT ACCOUNT NAME	BEG. BALANCE	DEBITS	CREDITS	NET CHANGE	END BALANCE
100 -00-0000-10410 - SA CASH ACCT - PEOPLES BANK	335,118.40	41,039.37	8,541.93	32,497.44	367,615.84
100 -00-0000-20032 - THS Model Congress	-874.01	.00	.00	.00	-874.01
100 -00-0000-20063 - THS WELLNESS CENTER	-150.00	.00	.00	.00	-150.00
100 -00-0000-20068 - MATH HONOR SOCIETY	-1,636.06	.00	.00	.00	-1,636.06
100 -00-0000-20082 - THS ORCHESTRA	-485.60	.00	50.00	-50.00	-535.60
100 -00-0000-20101 - THS LIBRARY CLUB	-3,972.45	110.00	131.00	-21.00	-3,993.45
100 -00-0000-20110 - THS Pink Ribbon	-1,357.00	.00	.00	.00	-1,357.00
100 -00-0000-20130 - THS BOOK STORE	-3,187.23	.00	.00	.00	-3,187.23
100 -00-0000-20133 - THS NEWSPAPER	-358.01	.00	.00	.00	-358.01
100 -00-0000-20139 - THS TRILLIUM YEARBOOK	-13,248.53	.00	.00	.00	-13,248.53
100 -00-0000-20152 - HILLCREST MIDDLE SCHOOL	-16,082.08	.00	.00	.00	-16,082.08
100 -00-0000-20156 - MADISON MIDDLE SCHOOL	-8,595.27	145.95	120.00	25.95	-8,569.32
100 -00-0000-20164 - THS Class of 2017	-5,343.71	.00	.00	.00	-5,343.71
100 -00-0000-20165 - THS Class of 2018	-8,098.26	.00	.00	.00	-8,098.26
100 -00-0000-20166 - THS Class of 2019	-2,291.64	.00	.00	.00	-2,291.64
100 -00-0000-20167 - THS Class of 2020	-13,251.30	.00	.00	.00	-13,251.30
100 -00-0000-20168 - THS Class of 2021	-3,418.26	.00	.00	.00	-3,418.26
100 -00-0000-20169 - THS Class of 2022	-9,251.20	.00	537.00	-537.00	-9,788.20
100 -00-0000-20170 - THS Class of 2023	-9,492.26	537.00	459.00	78.00	-9,414.26
100 -00-0000-20171 - THS Class of 2024	-7,851.64	.00	.00	.00	-7,851.64
100 -00-0000-20172 - THS Class of 2025	-1,060.18	.00	.00	.00	-1,060.18
100 -00-0000-20180 - THS VOAG FUTURE FARMERS	-1,391.69	.00	.00	.00	-1,391.69
100 -00-0000-20190 - THS VOAG FARM	-31,057.35	.00	.00	.00	-31,057.35
100 -00-0000-20251 - BOOTH HILL SCHOOL	-3,738.38	195.92	.00	195.92	-3,542.46
100 -00-0000-20252 - FRENCHTOWN SCHOOL	-191.20	.00	351.79	-351.79	-542.99
100 -00-0000-20253 - DANIELS FARM	-501.57	.00	.00	.00	-501.57
100 -00-0000-20254 -					

09/15/2022 12:57
1791pbri

TRUMBULL BOE, CT
ACCOUNT SUMMARY TRIAL BALANCE FOR FY23/JUL TO JUL
FUND

P 2
glatrbal

ACCOUNT ACCOUNT NAME	BEG. BALANCE	DEBITS	CREDITS	NET CHANGE	END BALANCE
MIDDLEBROOK SCHOOL	-3,362.34	.00	.00	.00	-3,362.34
100 -00-0000-20255 -					
JANE RYAN SCHOOL	-410.83	.00	.00	.00	-410.83
100 -00-0000-20258 -					
TASHUA SCHOOL	-5,353.35	.00	25,000.00	-25,000.00	-30,353.35
100 -00-0000-20510 -					
THS STUDENT COUNCIL	-4,284.05	.00	.00	.00	-4,284.05
100 -00-0000-20550 -					
GENERAL FUND	-3,673.34	.00	23.00	-23.00	-3,696.34
100 -00-0000-20599 -					
THS HISTORY HONOR SOCIETY	-300.91	.00	.00	.00	-300.91
100 -00-0000-20603 -					
THS DECA (MARKETING EDUCATION)	-4,064.55	.00	.00	.00	-4,064.55
100 -00-0000-20604 -					
THS BAND	-967.02	.00	.00	.00	-967.02
100 -00-0000-20605 -					
THS KEY CLUB	-477.26	.00	.00	.00	-477.26
100 -00-0000-20606 -					
THS BEST BUDDIES	-936.90	.00	113.07	-113.07	-1,049.97
100 -00-0000-20607 -					
THS HOME ECON. CLUB	-2.23	.00	.00	.00	-2.23
100 -00-0000-20608 -					
THS LOST TEXTBOOKS	-7,172.95	.00	55.00	-55.00	-7,227.95
100 -00-0000-20609 -					
THS Creative Minds	-2,572.87	.00	.00	.00	-2,572.87
100 -00-0000-20611 -					
THS ACADEMIC DECATHLON	-2,017.50	.00	.00	.00	-2,017.50
100 -00-0000-20613 -					
THS LATIN CLUB	-137.83	.00	.00	.00	-137.83
100 -00-0000-20614 -					
THS CHORAL GROUP	-5,838.25	.00	.00	.00	-5,838.25
100 -00-0000-20615 -					
THS ITALIAN CLUB	-724.65	.00	.00	.00	-724.65
100 -00-0000-20617 -					
THS FUTURE BUSINESS LEADERS	-2,813.86	.00	.00	.00	-2,813.86
100 -00-0000-20619 -					
FRENCH HONOR SOCIETY	-396.00	.00	.00	.00	-396.00
100 -00-0000-20620 -					
THS FRENCH CLUB	-877.64	.00	.00	.00	-877.64
100 -00-0000-20621 -					
THS MISCELLANEOUS	-1,777.74	.00	.00	.00	-1,777.74
100 -00-0000-20622 -					
THS IN/OUT	-2,605.12	.00	.00	.00	-2,605.12
100 -00-0000-20624 -					
THS SPANISH CLUB	-1,012.97	.00	.00	.00	-1,012.97
100 -00-0000-20625 -					
THS SODA MACHINE	-493.91	.00	.00	.00	-493.91
100 -00-0000-20627 -					
THS World Lang. HONOR SOCIETIES	-1,952.41	.00	50.00	-50.00	-2,002.41
100 -00-0000-20628 -					
THS A.V. CLUB	-172.13	.00	.00	.00	-172.13
100 -00-0000-20629 -					
THS SUNSHINE FUND	-519.38	.00	.00	.00	-519.38

09/15/2022 12:57
1791pbri

TRUMBULL BOE, CT
ACCOUNT SUMMARY TRIAL BALANCE FOR FY23/JUL TO JUL
FUND

P 3
glatrbal

ACCOUNT ACCOUNT NAME	BEG. BALANCE	DEBITS	CREDITS	NET CHANGE	END BALANCE
100 -00-0000-20630 - THS SKI CLUB	-58.33	.00	.00	.00	-58.33
100 -00-0000-20631 - THS SOAR Enterprises	-3,272.12	.00	.00	.00	-3,272.12
100 -00-0000-20633 - THS WE THE PEOPLE	-121.96	.00	.00	.00	-121.96
100 -00-0000-20637 - THS Ethics Club	177.95	.00	.00	.00	177.95
100 -00-0000-20639 - THS MODEL U.N. CLUB	-1,901.80	.00	.00	.00	-1,901.80
100 -00-0000-20640 - THS INTERACT CLUB	-57.24	.00	.00	.00	-57.24
100 -00-0000-20641 - THS THESPIAN SOCIETY	-13,767.34	.00	.00	.00	-13,767.34
100 -00-0000-20642 - THS Youth to Youth	-1,110.62	.00	.00	.00	-1,110.62
100 -00-0000-20643 - THS GRADUATION-CAP & GOWNS	-32,102.48	.00	.00	.00	-32,102.48
100 -00-0000-20644 - THS ROBOTICS CLUB	-4,623.45	.00	.00	.00	-4,623.45
100 -00-0000-20645 - THS LINK CREW LEADERS	-20,445.76	2,173.50	9,572.51	-7,399.01	-27,844.77
100 -00-0000-20646 - THS CHEERLEADING	-1,030.99	.00	1,464.00	-1,464.00	-2,494.99
100 -00-0000-20647 - THS FASHION CLUB	-390.12	.00	.00	.00	-390.12
100 -00-0000-20648 - THS Shades Club	-2,359.34	.00	.00	.00	-2,359.34
100 -00-0000-20649 - THS Dance Team	-100.00	.00	.00	.00	-100.00
100 -00-0000-20702 - THS PEER LEADERS	-412.43	.00	.00	.00	-412.43
100 -00-0000-20703 - THS PEER MEDIATION CLUB	-3,498.74	.00	.00	.00	-3,498.74
100 -00-0000-20704 - THS BOYS TENNIS	-2,273.77	.00	.00	.00	-2,273.77
100 -00-0000-20706 - THS NATIONAL ENGLISH HONOR SOC	-3,693.26	.00	3,650.00	-3,650.00	-7,343.26
100 -00-0000-20707 - THS NATIONAL HONOR SOCIETY	1,806.97	.00	.00	.00	1,806.97
100 -00-0000-20708 - THS POETRY	-55.40	.00	.00	.00	-55.40
100 -00-0000-20709 - THS ALT METHODS OF PYMNT	37.77	.00	.00	.00	37.77
100 -00-0000-20710 - THS GIRLS BASKETBALL	-4,235.41	.00	.00	.00	-4,235.41
100 -00-0000-20711 - THS BOYS BASKETBALL	-40.27	.00	.00	.00	-40.27
100 -00-0000-20712 - THS GLOW CLUB	-83.00	.00	.00	.00	-83.00
100 -00-0000-20713 - THS GRAPHIC DESIGN	-214.00	.00	.00	.00	-214.00
100 -00-0000-20714 -					

09/15/2022 12:57
1791pbri

TRUMBULL BOE, CT
ACCOUNT SUMMARY TRIAL BALANCE FOR FY23/JUL TO JUL
FUND

P 4
glatrbal

ACCOUNT ACCOUNT NAME	BEG. BALANCE	DEBITS	CREDITS	NET CHANGE	END BALANCE
THS GYMNASTICS	-2,378.63	.00	.00	.00	-2,378.63
100 -00-0000-20715 -					
THS BUS.ED.ENTREPRENEUR	-862.85	.00	.00	.00	-862.85
100 -00-0000-20718 -					
THS GIRLS CROSS COUNTRY	-22.25	.00	.00	.00	-22.25
100 -00-0000-20719 -					
THS GOLF	-566.95	.00	.00	.00	-566.95
100 -00-0000-20726 -					
THS GIRLS INDOOR TRACK	177.98	.00	.00	.00	177.98
100 -00-0000-20727 -					
THS BOYS INDOOR TRACK	-2,276.96	.00	.00	.00	-2,276.96
100 -00-0000-20728 -					
THS MOCK TRIAL	-161.46	.00	.00	.00	-161.46
100 -00-0000-20732 -					
THS GIRLS OUTDOOR TRACK	-1,269.74	.00	.00	.00	-1,269.74
100 -00-0000-20733 -					
THS GIRLS TENNIS	-1,432.40	.00	.00	.00	-1,432.40
100 -00-0000-20736 -					
THS Allies for Angles	-1,570.20	.00	.00	.00	-1,570.20
100 -00-0000-20737 -					
THS Science Honor Society	-348.03	.00	.00	.00	-348.03
100 -00-0000-20810 -					
Trumbull Football Alumni Assoc	-1,000.00	.00	.00	.00	-1,000.00
100 -00-0000-24004 -					
Due to Fund 001/Town	-19,738.98	.00	2,083.36	-2,083.36	-21,822.34
100 -00-0000-24008 -					
Due to Fund 205/BOE Programs	-40.00	.00	.00	.00	-40.00
100 -00-0000-29280 -					
ACCOUNTS PAYABLE	-7,999.92	10,565.29	2,565.37	7,999.92	.00
<hr/>					
TOTALS FOR FUND 100					
STUDENT ACTIVITY FUND	.00	54,767.03	54,767.03	.00	.00
<hr/>					
REPORT TOTALS	.00	54,767.03	54,767.03	.00	.00

09/16/2022 14:04
1791pbri

TRUMBULL BOE, CT
YEAR-TO-DATE BUDGET REPORT

P 1
glytdbud

FOR 2023 01

JOURNAL DETAIL 2023 1 TO 2023 1

	ORIGINAL APPROP	TRANFRS/ ADJSTMTS	REVISED BUDGET	YTD EXPENDED	ENCUMBRANCES	AVAILABLE BUDGET	PCT USED
2009010 IDEA-611 20977	0	1,667,031	1,667,031	6,529.02	60,121.88	1,600,380.10	4.0%
2009011 IDEA-611 NP 20977	0	98,778	98,778	.00	.00	98,777.84	.0%
2009080 TITLE III-A 20868	0	22,164	22,164	.00	.00	22,164.15	.0%
2009081 TITLE III-A NP	0	3,875	3,875	.00	.00	3,875.16	.0%
2009112 ESSER NonPublic 9.30.22	0	16,733	16,733	.00	.00	16,732.71	.0%
2009118 ESSER II-\$25K SERA 6.30.23	0	14,961	14,961	.00	.00	14,961.47	.0%
2009119 ESSER II-SERA 6.30.23	0	65,723	65,723	.00	8,000.00	57,723.37	12.2%
2009120 ESSER II 9.30.23	0	117,110	117,110	.00	.00	117,110.34	.0%
2009121 ESSER ARP 9.30.24	0	1,243,029	1,243,029	.00	.00	1,243,029.00	.0%
2009124 ARP IDEA 611 6.30.23	0	312,913	312,913	.00	.00	312,912.89	.0%
2009125 ARP IDEA 619 6.30.23	0	17,351	17,351	.00	.00	17,351.00	.0%
2009140 TITLE I 20679	0	28,540	28,540	.00	.00	28,540.39	.0%
2009141 TITLE I NP	0	2,890	2,890	.00	.00	2,889.78	.0%
2009301 TITLE IV-A NP 20873	0	2,546	2,546	.00	.00	2,546.06	.0%
2009350 HEADSTART ABCD OCT-SEPT	0	66,470	66,470	16,253.13	128,960.82	-78,743.91	218.5%
2009370 HEADSTARTFOOD-CACFP 10/1-9/	0	4,265	4,265	.00	.00	4,264.87	.0%
2009450 IDEA PRE-K 20983	0	46,407	46,407	.00	.00	46,406.64	.0%
2009460 OPEN CHOICE	0	322,920	322,920	131,592.71	20,759.40	170,568.32	47.2%
2009480 TITLE II PART A 20858	0	92,090	92,090	.00	.00	92,089.83	.0%
2009481 TITLE II-A NP 20858	0	16,786	16,786	.00	.00	16,785.99	.0%
2009505 TPAUD-DFC	0	40,053	40,053	5,991.26	17,712.74	16,349.17	59.2%
2009509 TPAUD-Local Prevention Coun	0	0	0	.00	500.00	-500.00	100.0%
2009520 MAGNET TRANSPORTATION	0	102,800	102,800	.00	.00	102,800.00	.0%
2009710 SPED Stipend	0	10,000	10,000	.00	.00	10,000.00	.0%
2009712 SPEDStipend-ParaDevlpmnt	0	5,000	5,000	.00	.00	5,000.00	.0%
GRAND TOTAL	0	4,320,436	4,320,436	160,366.12	236,054.84	3,924,015.17	9.2%

** END OF REPORT - Generated by Peg Brindisi **

Trumbull Board of Education												
Special Revenue BOE Programs												
7/1/22 to 7/31/22										Fund Balance(Deficit) as		
Org#	Description	Org	Obj	Prj	Revenues	Adj Journal for Prior Year Unliquidate d POs closed out to the Fund Balance	Operating Transfer In (Out) also reflected in Revenue (Expense)	Expenditures	Encumbrances	Revenues over (under) Expenditures includes Operating Transfers	7/1/22	7/31/2022
2051660	ACE Foundation	205	31510	Ace	-	-	-	-	-	-	58	58
2059530	Agriscience	205	31510	Agri	-	-	-	-	-	-	203,581	203,581
2051121	Athletics	205	31510	Athle	56,100	-	-	4,409	-	51,691	151,433	203,125
2052651	Building Use	205	31510	bldgu	5,399	-	-	3,862	238	1,299	27,577	28,875
2051650	Continuing Ed	205	31510	ContE	-	-	-	2,057	15,028	(17,085)	3,493	(13,592)
2051100	Driver's Education	205	31510	DrEd	360	-	-	-	-	360	22,874	23,234
2051717	Elementary Strings/Band	205	31510	Pay	-	-	-	-	-	-	25,301	25,301
2051713	ELITE Business Program	205	31510	ELITE	4,032	-	-	7,597	67,456	(71,022)	2,976	(68,046)
2056230	Guidance/Testing	205	31510	Guid	50	-	-	-	-	50	11,305	11,355
2059240	Interdistrict (TECEC*/REACH*/IIP*)	205	31510	Inter	-	-	-	34	-	(34)	41,078	41,045
2059540	Madison Grant	205	31510	Mad	-	-	-	-	-	-	368	368
2059490	THS Miscellaneous	205	31510	Misc	-	-	-	-	-	-	2,401	2,401
2051019	PE Day	205	31510	PE	-	-	-	-	-	-	247	247
2051200	SBCH-PPS Medicaid Program	205	31510	Medic	7,582	-	-	6,227	50,091	(48,736)	4,308	(44,428)
2055904	Rebates	205	31510	Reb	-	-	-	(276)	7,000	(6,724)	34,532	27,808
2051600	Summer Explorations	205	31510	SS	268,727	-	-	131,706	23,798	113,223	2,838	116,061
2052221	Take Home Device Insurance	205	31510	Take	-	-	-	-	-	-	(40)	(40)
2057100	THS AP Testing	205	31510	TEST	-	-	-	-	-	-	17,500	17,500
2051380	THS Auditorium	205	31510	Audi	0	-	-	-	-	0	3,762	3,762
2059400	THS Connections	205	31510	Cnnct	-	-	-	-	-	-	1,125	1,125
2059450	THS Culinary Kitchen Catering	205	31510	Culin	-	-	-	-	857	(857)	5,960	5,103
2055400	THS Musical	205	31510	music	-	-	-	-	22,128	(22,128)	44,953	22,825
2059510	Typical or Troubled Grant	205	31510	typic	-	-	-	-	-	-	643	643
2056207	Used Book Sales	205	31510	UsedB	-	-	-	-	-	-	2,145	2,145
2055213	Voluntary Insurance	205	31510	VISION	-	-	-	11,975	269,110	(281,084)	3,341	(277,744)
Total Special Revenue Fund					342,249	-	-	167,591	455,705	(281,047)	613,758	332,711

School Lunch Financials for 2022-2023 School Year - FUND 210

	7/31/2022 YTD	7/31/2022 Month						
Balance Sheet								
Assets:								
Cash	2,353,522							
Receivables	353,365							
Inventory	36,643							
Prepaid Expense	-							
Due From Others	-							
Total Assets:	2,743,529							
Liabilities:								
Accounts Payable	-							
Deferred Revenue	78,517							
Due to Town	1,142,004							
Reserve for Encumbrance	-							
Total Liabilities:	1,220,521							
Fund Balances:	1,523,008							
Statement of Revenues, Expenditures and Changes in Fund Balances								
Revenue/increases:								
Food Sales/Charges for Service	297	297						
Intergovernmental	-	-						
Other Income/Interest	-	-						
Intergovernmental (Town) Transfer	-	-						
Increases	-	-						
Total revenue/increases	297	297						
Expenses/decreases								
Wages	-	-						
FICA	-	-						
Medical	46,860	46,860						
Other Expenses	(468)	(468)						
Supplies	-	-						
Cost of Food	-	-						
Equipment/Capital	-	-						
Intergovernmental Transfer	-	-						
Decreases	-	-						
Total Expenditures/Increases	46,392	46,392						
Incr/(Decr) in fund balances before operating transfers	(46,095)							
Operating Transfers in/(out)	-							
Incr/(Decr) in fund balances after operating transfers	(46,095)							
Fund Balances:								
Beginning of year	1,569,104							
End of period	1,523,008							
	-							
Months Revenue Control	297							
Month Expenditure Control	46,392							
	-							
Profit (Loss) for the month	(46,095)							

School Lunch Financials As of July 31, 2022 - FUND 210

Balance Sheet as of 7/31	Budget	7/31/22 School Lunch	Encumbered	Available/ (Over)	7/31/21 School Lunch	YTY Diff.	% Change
Assets:							
Cash		2,353,522			1,515,308	838,214	55.32%
Receivables		353,365			48,850	304,515	623.37%
Inventory		36,643			39,725	(3,082)	-7.76%
Prepaid Expense							
Due From Others							
Total Assets:		2,743,529			1,603,883	1,139,646	71.06%

Liabilities:							
Accounts Payable		-			-	-	
Deferred Revenue		78,517			122,156	(43,640)	-35.72%
Due to Town		1,142,004			1,273,920	(131,916)	-10.36%
Reserve for Encumbrance		-			52,711	(52,711)	
Total Liabilities:		1,220,521			1,448,788	(228,267)	-15.76%

Fund Balances:		1,523,008			155,095	1,367,913	881.98%
-----------------------	--	-----------	--	--	---------	-----------	---------

Statement of Revenues, Expenditures and Changes in Fund Balances for the month ended 7/31

Revenue/increases:

Food Sales/Charges for Service	297		(297)	(180)	477	-264.90%
Intergovernmental	-		-	-	-	
Other Income/Interest			-	-	-	
Intergovernmental (Town) Transfer			-	-	-	
Increases			-	-	-	

Total revenue/increases	297	-	(297)	(180)	477	-264.89%
--------------------------------	-----	---	-------	-------	-----	----------

Expenses/decreases

Wages	-		-	-	-	
FICA	-		-	-	-	
Medical	46,860		(46,860)	81,472	(34,612)	-42.48%
Other Expenses	(468)		468	(421)	(47)	11.25%
Supplies			-	-	-	
Cost of Food			-	-	-	
Equipment/Capital			-	-	-	
Intergovernmental (Town) Transfer			-	-	-	
Decreases			-	-	-	

Total Expenditures/Increases	46,392	-	(46,392)	81,051	(34,659)	-42.76%
-------------------------------------	--------	---	----------	--------	----------	---------

Incr/(Decr) in fund balances before operating transfers	(46,095)			(81,231)	35,136	-43.25%
Operating Transfers in/(out)	-			-	-	

Incr/(Decr) in fund balances after operating transfers	(46,095)			(81,231)	35,136	-43.25%
---	-----------------	--	--	-----------------	--------	---------

Fund Balances:

Beginning of year	1,569,104			236,327	1,332,777	563.95%
End of period	1,523,008			155,095	1,367,913	881.98%

Months Revenue Control	297			(180)		
Months Exp Control	46,392			81,051		

Profit (Loss) for the month	(46,095)			(81,231)	35,136	-43.25%
------------------------------------	-----------------	--	--	-----------------	--------	---------

	Trumbull Board of Education					
	Scholarship Details					
/22	7/1/22 to 7/31/22			Fund Balance as of 7/31/22		
Account Name	Revenues	Expenditures	Net Rev(Exp)	Restricted	Unrestricted	Total
Brewster	(0)	-	(0)	1,685	195	1,880
Peter Burke	(0)	-	(0)	-	7,446	7,446
K. Capobianco	(0)	-	(0)	-	1,640	1,640
Donna Cassidy	(0)	-	(0)	-	9,955	9,955
Citizenship/Holdsworth	(0)	-	(0)	-	40	40
Chelsea Cunha	(0)	-	(0)	-	33,542	33,542
Mary Curtiss	(0)	-	(0)	-	6,477	6,477
S. Dick Electronics	(0)	-	(0)	10,000	1,135	11,135
Ran Grinnell	(0)	-	(0)	-	1,093	1,093
Clare Hampford	(0)	-	(0)	-	3,891	3,891
G. Hartz	(0)	-	(0)	-	10	10
Klein/ Danaher	(0)	-	(0)	-	3,242	3,242
Lorimer	(0)	-	(0)	-	78	78
Dr. Gloria Maina	(0)	-	(0)	-	557	557
Frances S. Mallett	(0)	-	(0)	-	165	165
Loretta McDougall	(0)	-	(0)	-	13,219	13,219
Karen Mraz	(0)	-	(0)	-	9,128	9,128
National Merit	(0)	-	(0)	-	537	537
Ralph Pascale	(0)	-	(0)	-	512	512
PHNA	(0)	-	(0)	8,000	1,036	9,036
Jill Resnick	(0)	-	(0)	-	15,913	15,913
R. Rossomando	(0)	-	(0)	5,190	969	6,159
R. Simses	(0)	-	(0)	2,500	313	2,813
R. Stowe	(0)	-	(0)	2,200	276	2,476
Trumbull High	(0)	-	(0)	-	1,113	1,113
Jennie N. Villano	(0)	-	(0)	-	212	212
Zink	(0)	-	(0)	10,000	1,137	11,137
Total Scholarship Fund	(0)	-	(0)	39,575	113,832	153,407