

---

# TRUMBULL PUBLIC SCHOOLS

## TRUMBULL, CONNECTICUT

---

Regular Meeting – Tuesday, March 8, 2022, 7:00 p.m.  
Long Hill Administration Building

### AGENDA

<https://us06web.zoom.us/j/87393726879?pwd=SmN5a0tqU0xBb29pSmhrem4vNXo1Zz09>

Webinar ID: 873 9372 6879

Password: 245464

Join by telephone: (301) 715-8592 or (833) 548-0282 (Toll Free) / Webinar ID: 841 8603 5659

#### I. CALL TO ORDER

#### II. PRELIMINARY BUSINESS

- A. Pledge of Allegiance
- B. Correspondence – Ms. Julia McNamee  
Correspondence may be sent to [BoardofEd@trumbullps.org](mailto:BoardofEd@trumbullps.org)
- C. Introduction of Interim Assistant Principal of Frenchtown & Middlebrook
- D. Public Comment – The Trumbull Public Schools Board of Education will be allowing public comment at the upcoming Board Meeting. If you are interested in speaking during the Public Comment portion of the meeting, please use [this form to signup](#). We will limit participants to the first **15** individuals that submit the form. Public comment will be limited to 2 minutes.
- E. Superintendent Report
- F. Board Chairman Report
- G. Student BOE Representatives Report

#### III. REPORTS/ACTION ITEMS

- A. Overnight Field Trips – Dr. Iwanicki
  - *All-State Music Festival*- Mr. Murphy and Mr. Wasko
  - *We the People: The Citizen and Constitution National Finals*- Ms. Boland
- B. Approval/Minutes of BOE Regular Meeting-February 22, 2022
- C. Personnel – Dr. Semmel
- D. TPAUD, Trumbull's Prevention Partnership Student Survey Results – Ms. McGarry
- E. Human Resources Update-Hiring Process – Ms. Williams
- F. Donations to Chelsea Cunha Scholarship Fund – Dr. Semmel
- G. Mid-Year Student Performance Update – Dr. Iwanicki, Mrs. Hefe
- H. Finance Committee – Mrs. Norcel
  - Financial Reports as of January 31, 2022 – Mr. Hendrickson

#### IV. OTHER

TRUMBULL PUBLIC SCHOOLS  
TRUMBULL, CONNECTICUT

Report to the Board of Education  
Regular Meeting–March 8, 2022

Mr. Joshua Murphy, Mr. Christopher Wasko (3/31-4/2 field trip)  
Ms. Katie Boland (4/22-4/26 field trip)

Agenda Item – III-A

Approval of Trumbull High School Music Department to  
attend the CT All-State Festival in Hartford, CT.

The CT All State Festival trip is for the THS Music students who auditioned and were chosen. It is scheduled for Mar 31<sup>st</sup>, 2022 through Apr 2<sup>nd</sup>, 2022.

Trumbull High School will cover the cost of the bus transportation while the students will cover the CT All State Festival costs of \$445 per student. Accordingly, please review the attached field trip request submitted by Trumbull High School teacher Joshua Murphy along with the corresponding trip itinerary.

Approval of Trumbull High School “We the People” team  
to attend the National Finals in Washington, D.C.

After winning the State Championship in February, the THS “We the People” team was invited to represent Connecticut at the National Finals. This trip is scheduled for April 22<sup>nd</sup> through 26<sup>th</sup>, 2022 in Washington, D.C.

Funding for this trip is provided through various means including the following:

\$ 877 per student  
\$ 1,200 Trumbull ACE Foundation Grant  
\$ 1,000 BEI Grant  
\$12,312 District

Accordingly, please review the attached field trip request submitted by Trumbull High School teacher Katie Boland along with the corresponding trip itinerary.

Recommendation:

Waive the 90-day advance notice and approve the overnight trips to both the CT All-State Festival in Hartford and “We the People” National Finals in Washington, D.C. as presented.

**TRUMBULL HIGH SCHOOL  
PRINCIPAL'S OFFICE**

Date: February 24, 2022

To: Dr. Susan Iwanicki

From: Marc Guarino

Re: Field Trip Waiver

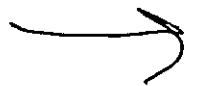
---

Dr. Iwanicki,

I am requesting that the 90-day field trip request timeline be waived for the following field trip:

Joshua Murphy / Music Students – March 31, 2022 through April 2, 2022

Trumbull High School's music students auditioned for the CT All-State Festival. On February 15, 2022, Trumbull High School received the names of those chosen. The students will attend the festival in Hartford, which will allow them the opportunity to rehearse, collaborate, and perform with top music students from around the state.



**TRUMBULL PUBLIC SCHOOLS  
FIELD TRIP REQUEST**

1. FORWARD ONE COPY OF THE PRINCIPAL'S APPROVED REQUEST TO THE OFFICE OF THE ASSISTANT SUPERINTENDENT AT LEAST THREE (3) WEEKS PRIOR TO DATE OF TRIP FOR DAY TRIPS, AT LEAST NINETY (90) DAYS PRIOR FOR OVERNIGHT TRIPS AND TRIPS TO FOREIGN COUNTRIES.
2. IF SCHOOL OR COACH BUSES ARE INVOLVED THE APPROVED REQUEST WILL BE FORWARDED TO THE TRANSPORTATION DEPARTMENT.
3. CONFIRMATION WILL BE FORWARDED FOLLOWING APPROVAL.

Date Submitted 2/23/22 Submitted By Joshua Murphy Trip Date 3/31-4/2/2022  
School Trumbull High School Group THS Music Students  
Destination CT All-State Festival Address(Directions) CT Convention Center 100 Columbus Blvd Hartford, CT

Time: Leave School 8am Leave Destination \_\_\_\_\_  
Arrive Destination 9am Arrive At School \_\_\_\_\_  
Itinerary Attached

*How will this activity enhance student learning and integrate curricular goals?*

Students who have auditioned and been accepted to the festival will have the opportunity to rehearse, collaborate, and perform with top music students from around the state

Number of Students 7 Grade Level 9-12 Number of Adults 2  
Teacher(s) Joshua Murphy, Chris Wasko

Substitute Required? Yes ☒ No ☐ Nurse Notified SS Date 2/23/22  
Initials

Transportation: School Buses ☒ Coaches ☐ Parents Driving ☐  
(parents must sign parent driver form)

To be arranged by: Transportation Office ☒ School Office ☐

Any Special Considerations

Students will only require transportation to the festival on 3/31. Parents will pick students up from concert on 4/2

Costs:	Amount	To Be Paid By
Transportation <u>One School Bus</u>	<u>\$156</u>	Acct. #: 01711016-55809
Other <u>CT All-State Festival Costs</u>	<u>\$445</u>	<u>Students</u>

Principal's Approval [Signature] Date 2/24/22  
Assistant Superintendent [Signature] Date 2/25/22

This section to be completed by Transportation Department. Confirmation will be forwarded.

The trip schedule will be as follows:

Leave School \_\_\_\_\_ Arrive Destination \_\_\_\_\_ Leave Destination \_\_\_\_\_ Arrive School \_\_\_\_\_  
Number of Vehicles \_\_\_\_\_ Cost per Vehicle \_\_\_\_\_ Total Cost \_\_\_\_\_

Supervisor of Transportation \_\_\_\_\_ Date \_\_\_\_\_

Revised 10/15/13

*WJD 2-23-22*  
*CS 2-23-22*



## All State festival schedule 2022 AT-A-Glance

### Thursday 3/31/22

- Student registration/Luggage Drop Off, Ballroom B - 9:00-10:00 AM
- General Meeting - 10:00-10:30 AM
- Rehearsals - 10:45-12:45 PM
- Lunch - 1:00-2:00 PM
- Rehearsals - 2:15-5:00 PM
- Dinner - 5:15-6:15 PM
- Meet with chaperones, get room keys, move luggage to room - 6:40-8:00 PM
- Activity - Movie Night!! - 8:00 PM
- Lights out - 10:00 PM

### Friday 4/1/22

- Breakfast - 8:00-9:00 AM
- Rehearsals - 9:15-12:30 PM
- Lunch - 12:45-1:45
- Rehearsals - 2:00-5:00 PM
- Dinner - 5:15-6:15 PM
- Activity - Performance by Mariachi group Flor de Toluache - 8:00 PM
- Lights out - 10:00 PM

### Saturday 4/2/22

- Breakfast - Mixed and Treble Choirs - 7:15-8:00 AM, Orchestra/Jazz/Band - 8:00-8:45 AM

#### Mixed Choir

- Warm Up/Line Up procedures - 8:15-8:45 AM
- Dress Rehearsal - 9:00-9:30 AM
- Change and Check Out - 9:45-10:45 AM
- Lunch - 11:00-11:45 AM
- Warm Up/Line Up - 12:00-12:45 PM
- Concert - 1:00 PM

#### Treble Choir

- Dress Rehearsal - 8:15-8:45 AM
- Warm Up/Line Up procedures - 9:00-9:30 AM
- Change and Check Out - 9:45-10:45 AM
- Lunch - 11:00-11:45 AM
- Watch Dress Rehearsal - 12:00-12:45 PM
- Concert - 1:00 PM

#### Jazz Band

- Change and Check Out - 9:00-9:45 AM
- Watch Dress Rehearsal - 10:00-10:45 AM
- Lunch - 11:00-11:45 AM
- Dress Rehearsal - 12:00-12:45 PM
- Concert - 1:00 PM

#### Orchestra

- Change and Check Out - 9:00-9:45 AM
- Dress Rehearsal - 10:00-10:45 AM
- Watch Dress Rehearsal - 11:00-11:45 AM
- Lunch - 12:00-12:45 PM
- Concert - 3:30 PM

#### Band

- Change and Check Out - 9:00-9:45 AM
- Watch Dress Rehearsal - 10:00-10:45 AM
- Dress Rehearsal - 11:00-11:45 AM
- Lunch - 12:00-12:45 PM
- Concert - 3:30 PM

## **Connecticut Music Educators Association All-State Festival**

**Dates:** March 31 – April 2, 2022

**Description:** The CMEA All-State festival is an audition-only festival for students in 9-12 grade in the state of CT. To audition for this festival, students must first audition and be accepted to their regional festival (Western Region for Trumbull). The students who are fortunate enough to be accepted to the All-State festival represent the most dedicated, talented, and hardworking students in the state. It is an honor to be a part and represents many years of practice and hard work put forth by the students. At this festival, students are grouped into ensembles and given the opportunity to work with master conductors from all around the country. This experience culminates in a spectacular concert with over 2000 people in attendance.

**Festival Location:** Hartford Convention Center 100 Columbus Blvd Hartford, CT 06103

**Hotel Location:** Hartford Marriott Downtown 200 Columbus Blvd Hartford, CT 06103  
(860) 249-6000

**Cost of Festival Attendance (Set by CMEA): \$445**

Cost includes Festival participation, two nights hotel stay in a double room, and all meals over the course of the festival.

-Typical hotel cost is \$279/night for the dates of the festival. CMEA All-State is receiving a special festival rate.

**Festival Itinerary:** Attached

**TRUMBULL HIGH SCHOOL  
PRINCIPAL'S OFFICE**

Date: February 23, 2022

To: Dr. Susan Iwanicki

From: Marc Guarino

Re: Field Trip Waiver

---

Dr. Iwanicki,

I am requesting that the 90-day field trip request timeline be waived for the following field trip:

Katie Boland/We the People – April 22-26, 2022

Trumbull High School's "We the People" team **won the State Championship on February 5, 2022.** At that time, they were invited to represent Connecticut at the "We the People: The Citizen and Constitution National Finals", which are taking place April 22-26, 2022, in Washington, D.C.



TRUMBULL PUBLIC SCHOOLS  
FIELD TRIP REQUEST

1. FORWARD ONE COPY OF THE PRINCIPAL'S APPROVED REQUEST TO THE OFFICE OF THE ASSISTANT SUPERINTENDENT AT LEAST THREE (3) WEEKS PRIOR TO DATE OF TRIP FOR DAY TRIPS, AT LEAST NINETY (90) DAYS PRIOR FOR OVERNIGHT TRIPS AND TRIPS TO FOREIGN COUNTRIES.
2. IF SCHOOL OR COACH BUSES ARE INVOLVED THE APPROVED REQUEST WILL BE FORWARDED TO THE TRANSPORTATION DEPARTMENT.
3. CONFIRMATION WILL BE FORWARDED FOLLOWING APPROVAL.

Date Submitted 2/15/2022 Submitted By Kate Boland Trip Date 4/22 - 4/26, 2022  
School THS Group THS We the People  
Destination Washington DC Address(Directions) \_\_\_\_\_

Time: Leave School 4/22 8AM Leave Destination 4/26 @ 12PM  
Arrive Destination 4/22 1PM Arrive At School 4/26 @ 5PM

Itinerary Participate in the 2022 We the People National Finals to be held in Washington DC w/ virtual competition format

How will this activity enhance student learning and integrate curricular goals?

Students not only learn about historical & philosophical foundations of our gov't but also debating and public speaking skills

Number of Students 22 Grade Level 12 Number of Adults 3

Teacher(s) K. Boland, S. Gaffney, L. Constantini

Substitute Required? Yes ☒ No ☐ Nurse Notified SS Date 2/15/22  
4/25 + 4/26 (3) Initials

Transportation: School Buses ☐ Coaches ☐ Parents Driving ☐  
N/A Amtrak (parents must sign parent driver form)

To be arranged by: Transportation Office ☐ School Office ☐ N/A

Any Special Considerations \_\_\_\_\_

Costs:	Amount	To Be Paid By
Transportation <u>Amtrak</u>	<u>\$3450</u>	<u>Parents</u>
Other <u>registration, notes, food</u>	<u>\$15425</u>	<u>ACE Foundation, parents, BOE</u>

Principal's Approval [Signature] Date 2/23/22  
Assistant Superintendent [Signature] Date 2-25-22

This section to be completed by Transportation Department. Confirmation will be forwarded.

The trip schedule will be as follows:

Leave School \_\_\_\_\_ Arrive Destination \_\_\_\_\_ Leave Destination \_\_\_\_\_ Arrive School \_\_\_\_\_  
Number of Vehicles \_\_\_\_\_ Cost per Vehicle \_\_\_\_\_ Total Cost \_\_\_\_\_

Supervisor of Transportation \_\_\_\_\_

Date \_\_\_\_\_



## **2022 We the People National Finals**

Trip Proposal - April 22 - 26, 2022

*Pending Board of Education Approval during the March 8th Meeting*

22 students - all seniors in Ms. Boland's AP/UCONN American Government and Constitutional Studies class

3 adults - Ms. Katie Boland, Mr. ~~Sam Caffery~~, Ms. Laura Costantini

Michael Margolis

### **Purpose:**

While the 2022 National Finals will be held virtually this year, the Center for Civic Education is encouraging teams to participate from their hotels in Washington, DC to give the students the full DC Nationals experience. We will compete on Saturday and Sunday (and potentially Monday) and spend the rest of our time preparing for the competition and sightseeing. A tentative agenda is attached.

### **Competition Costs:**

The Center for Civic Education is charging the students \$100/student to participate this year. That will cover their expenses as well as sending out certificates and other awards.

**TOTAL: \$100/person x 22 = \$2200**

### **Transportation:**

Students and teachers will travel via Amtrak.

4/22 141 Northeast Regional - Leaves Bridgeport at 7:59am, Arrives Washington at 1:08pm  
\$69/person

4/26 176 Northeast Regional - Leaves Washington at 12:05pm, Arrives Bridgeport at 4:45pm  
\$69/person

**TOTAL: \$138/person x 25 = \$3450**

### **Lodging:**

Students will be staying in hotel rooms of three to four persons per room in the Washington, D.C. area. We will have three quotes from various hotels to submit for approval.

Average costs including taxes and all fees are as follows:

\$1,172.49 per room (4 nights, double beds) x 10 = \$11,724.90

**TOTAL: \$12,312**

### **Meals:**

Breakfast will be included in the price of the hotel. We will cover the costs of three dinners on the trip. All other meals (lunches) will be at the hotel or museum cafes while touring.

\$60 per student (3-4 dinners)

**TOTAL: \$1,320**

**TOTAL PROJECTED COSTS: \$19,282 or \$877 per student**

## **FUNDING SOURCES:**

Trumbull ACE Foundation Grant of \$1,200 for the registration costs.

BEI Grant to cover \$1,000 for the registration costs

Total family contribution = \$198 plus a few meals (lunches)

Trumbull's Board of Education Competition Budget to cover the lodging and conference rooms for the team in order to compete.

**Projected cost for the district - \$12,312.08**

## **Tentative Itinerary**

### **Friday**

Arrival in DC, Check into hotel

Visit with a Representative or Senator?

Pizza in Hotel, prep for Competition

### **Saturday**

Competition in morning

Sightseeing in afternoon - Smithsonian Museums

Team Dinner at hotel and evening prep for competition

### **Sunday**

Competition in morning

Sightseeing in afternoon -- White House, US Capitol, Library of Congress, National Archives

Top Ten Announcements at hotel

### **Monday**

Top Ten Hearings in the morning? (if not then Supreme Court Hearings )

Evening Monument Walking Tour!

### **Tuesday**

Sleep in, Leave DC at noon



# We the People

## THE CITIZEN AND THE CONSTITUTION

Directed by the Center for Civic Education

### **National Finals Class Agreement, Terms and Conditions**

This agreement is between the Center for Civic Education (CCE) and classes qualifying to participate in the 2022 We the People National Finals. Terms and conditions apply to all participating classes and must be signed by the teacher of record and a building administrator. Please sign and return this agreement within one month of your state competition.

### **Price and Payment Information**

The price to participate in this event is \$100 per student listed on the class roster, which is due one week after your state competition. In order to secure your spot, a minimum deposit of \$900 is due one month after your state competition is held. This amount reflects the cost for the minimum number of students that can participate. Your spot will be relinquished to another class if the first deposit has not been received on time.

The second and final payment and any class roster revisions are due on or before April 1, 2022. This payment will complete the cost for the number of students listed on the official final roster. Upon receipt of the roster, you will be sent an invoice.

Payment must be made by the school, school district, or the competing teacher. CCE will not accept individual student payments for this event. Payment should be made in the form of a check, payable to the Center for Civic Education, 5115 Douglas Fir Road Suite J, Calabasas, CA 91302, ATTN: Valerie Milianni.

If you would like to pay using a PayPal account or with a credit card, a 3.5% fee will be charged for each online transaction. Contact Valerie Milianni at [milianni@civiced.org](mailto:milianni@civiced.org) to set up payment arrangements.

There is a \$35 service charge on returned checks or declined credit cards.

## Cancellations

All individual student cancellations must be made in writing by the teacher or principal on behalf of the student listed on the roster to [milianni@civiced.org](mailto:milianni@civiced.org). Contact Robert Leming, [leming@civiced.org](mailto:leming@civiced.org), and Rebecca Reeder, [reeder@civiced.org](mailto:reeder@civiced.org), regarding cancellation of an entire class.

## Refunds

Refunds will be returned to the school, school district, or competing teacher.

If an entire class withdraws before April 1, submitted fees will be refunded. If an entire class withdraws after April 1, contact Robert Leming at [leming@civiced.org](mailto:leming@civiced.org).

If an individual student withdraws after the official roster has been submitted, but before April 15, a full refund will be issued. If a student withdraws after April 15, please contact Robert Leming at [leming@civiced.org](mailto:leming@civiced.org).

## Recording Permission

The Center for Civic Education reserves the right to make audio and visual records of 2022 National Finals and each participant/student agrees that CCE may use any such records for promotional purposes. The model release forms must be completed by April 1, 2022. See link below.

[Model Release](#)

Please sign and return this agreement to Valerie Milianni within one month of your state competition.

## Signatures

Teacher of record

Kate Pelt

Date

2/9/2022

Administrator

A.C. M...

Date

2/11/2022

Center for Civic Education

\_\_\_\_\_

Date

\_\_\_\_\_

**Trumbull We the People Team  
2021-2022**

1. Rania Ahmad
2. Satvik Bagawadi-Ellur
3. Kurtis Bleakley
4. Abigail Clark
5. Nicoletta Colucci
6. Ella Jane Cook
7. Taylor D'Andrea
8. Adrish Das
9. Maria DeMartino
10. Matthew Esposito
11. Emily Kegan
12. Neya Kidambi
13. Pranav Kodakara
14. Saihari Kota
15. Evelyn Marchand
16. Martin McGrath
17. Molly Mellinger
18. Chelsea Morton
19. Caroline Pagliaro
20. Jathaved Pasham
21. Yash Permalla
22. Atice Zulfi

TRUMBULL PUBLIC SCHOOLS  
FIELD TRIP/MEDICAL PERMISSION SLIP

ALL MEDICATION TO BE DISPENSED DURING THIS FIELD TRIP MUST BE IN THE NURSE'S OFFICE BY NOON ON THE DAY PRIOR TO THE FIELD TRIP OR THE STUDENT WILL NOT BE ALLOWED TO PARTICIPATE.

DATE OF APPLICATION 2/15/2022

DATE OF FIELD TRIP 4/22-4/26, 2022 DESTINATION Washington D.C.

NAME OF STUDENT \_\_\_\_\_ HOME PHONE \_\_\_\_\_

PARENT/GUARDIAN \_\_\_\_\_ BUS Phone \_\_\_\_\_

CELL PHONE \_\_\_\_\_

PARENT/GUARDIAN \_\_\_\_\_ BUS Phone \_\_\_\_\_

CELL PHONE \_\_\_\_\_

EMERGENCY TELEPHONE NUMBER

NAME \_\_\_\_\_ PHONE \_\_\_\_\_

RELATIONSHIP TO STUDENT \_\_\_\_\_

FIELD TRIP

I fully understand the nature of the program in which my son/daughter will be participating and hereby give my

permission for \_\_\_\_\_ to take the field trip. I fully understand that my son/daughter is to abide by school policies and regulations regarding conduct and use of drugs or alcohol.

I realize that my signature below relieves the Trumbull Board of Education of any financial obligations due to trip cancellation for any reason, including Board or administrative action.

\_\_\_\_\_  
Date

\_\_\_\_\_  
Signature of Parent/Guardian

MEDICAL

If your child has any special medical problems, allergies, dietary needs, handicap, special prescriptions, etc., please list: \_\_\_\_\_

*If any emergency medical procedures or treatment are required during the trip, I consent to the trip supervisor(s) taking, arranging for or consenting to the procedures or treatment in his, her or their discretion. I release and waive and further agree to indemnify, hold harmless or reimburse the Board of Education, the individual members, agents, employees and representatives, thereof, as well as trip supervisors, from and against any claim which I, any other parent or guardian, any sibling, the student, or any other person, firm or corporation may have or claim to have, known or unknown, directly or indirectly, for any losses, damages or injuries arising. Parents are responsible for obtaining trip cancellation insurance and for pursuing reimbursement for a cancelled field trip from the travel agent or the travel insurance carrier.*

In the event that a student must return to school independently for reasons of health, accident, failure to conform to rules established by the teacher/sponsor in charge, etc., the parent/guardian agrees to accept full responsibility for and to pay for the cost of medical care, transportation and other incidental expenses. This permission slip also serves as a contract that the student and parent/guardian understand and agree to the guidelines from each teacher as to making up missed assignments.

Signature of Parent/Guardian \_\_\_\_\_

NO CHILD WILL BE ABLE TO ATTEND THIS FIELD TRIP WITHOUT A FULLY COMPLETED FIELD TRIP/MEDICAL PERMISSION WITH ORIGINAL PARENT SIGNATURES. NO FAXES, PHONE CALLS, ETC. WILL BE ACCEPTED, ONLY THIS FORM.

Revised: 10/15/13



TRUMBULL PUBLIC SCHOOLS  
TRUMBULL, CONNECTICUT

Report to the Board of Education  
Regular Meeting – March 8, 2022

Dr. Semmel

Agenda Item – III-B

Approval/Minutes

- Regular Meeting, February 22, 2022

Recommendation:

Approve the minutes of the above noted meeting.

TRUMBULL PUBLIC SCHOOLS  
TRUMBULL, CONNECTICUT  
Regular Meeting – February 22, 2022

The Trumbull Board of Education met for a Regular Meeting at the Long Hill Administration Building.

Members present:

L. Timpanelli – Chairman  
J. Norcel – Vice Chair  
J. McNamee - Secretary  
C. Bandecchi  
T. Gallo  
L. Nuland  
M. Petitti-online  
A. Squicciarro

Agenda Item I—Call to Order

The meeting was called to order at 7:00 p.m.

Agenda Item II—Preliminary Business

- A. Salute to the Flag - The Public Session began with a salute to the Flag.
- B. Correspondence – Ms. McNamee read the following correspondence: D. Scot Kerr thanked the board for eliminating fees for strings instruction in its budget request. Liz Parenzan wrote about a sign in a classroom. Gloria Manna would like the school system to explore restorative practices and asked about BOE policies. Nicole Magee, Liz Buonicore Terifay, and Laurel Walsh asked that kindergarten classroom sizes not be increased. Laurel Walsh also asked for details regarding funding a school program and the number of students identified as dyslexic. The following requested lifting the mask mandate: Felicia Czumble, Amanda Dombrowski, Denise Orrico, Joelle Hallajian, Diane Winchester, Florencia Boates, Kristin Reilly, Ashley Smith, Liz Parenzan, Paul Ouimette, Agnieszka Duba-Magtangob, Brian Ehret, Steve France, Nicole Magee, John Walters, Cindy Penkoff, Michael Rizzo, Kellie Ryan, Alicia Giacobbe, Stephanie Thomas, Tina Mezza, Becky Hudzik, Clorinda Liquigli, Danielle DeLibro, Liz Buonicore Terifay, Laurel Walsh, Jaimie and Justin Walsh, and Maria Buchta. Devin Ruggiero is concerned about the mask mandate being lifted. Stacy Wilson stated the need to continue parent notifications and other mitigation efforts with regard to health issues.
- C. Public Comment  
The following people spoke in favor of lifting the mask mandate in our schools: Elizabeth Terifay, Patricia Kelly, Jaimie Molgard, Jaime Polatsek, Lisa Hughes, Sofia Gulino, Paul Ouimette, Amanda Dombrowski and Laurie Chute. Several parents spoke of the need for a recovery plan. Daniel Durden spoke about a video and an open house at THS.
- D. Superintendent Report-Dr. Semmel
- 8<sup>th</sup> grade students and their parents are invited to THS on February 23, 2022 to attend an open house.
  - Our elementary schools celebrated 2/22/22 with fun activities and a program of events to engage our youngest learners.
  - All our schools will now have security kiosks in our lobbies as an added layer of safety where visitors can gain access after a security check.
  - Beginning on Monday, February 28, wearing a mask will no longer be a requirement for students, staff, or visitors while in any of the Trumbull Public Schools. Although masks will not be required, every individual will have the option to wear a mask while in school at this time. Our teachers and staff will reinforce that mask choice is a personal one and that mean-spirited behavior around those

choices is not acceptable in our schools. At this time, masks are still required on all public conveyance per the U.S. Department of Health and Human Services. Therefore, masks will still be required on school buses. Please note that the legislation passed by the Connecticut General Assembly allows the Commissioners of the Department of Public Health and/or the State Department of Education to reinstate the Statewide mask mandate through June 30, 2022 if COVID-19 data in Connecticut becomes concerning. We will continue to update our website daily with COVID cases and our principals will continue to send a daily email regarding cases at their school. We appreciate the support that families and staff have provided throughout the pandemic.

- E. Board Chairman Report – Mrs. Timpanelli thanked all who attended the THS versus St. Joseph's girls' and boys' basketball games recently. All players did an outstanding job! We are looking forward to the March opening of the Elite bookshop, *The Next Chapter*, located in Trumbull Center at 2 Daniels Farm Road.
- F. Teacher Board Representative Report  
Teacher Board Rep Nick Banks thanked the Superintendent and the Board for the 2022-2023 budget proposal that will be a comprehensive approach to best support our students.

#### Agenda Item III—Reports/Action Items

- A. Approval/Minutes of BOE Regular Meeting, February 8, 2022

It was moved (Bandeccchi) and seconded (Norcel) to approve the minutes of the Board of Education Regular Meeting of February 8, 2022 as presented. Vote: Unanimous in favor.

- B. Personnel - Dr. Semmel reported no changes since the last meeting.

- C. Infinite Campus Parent Portal Update

Director of Digital Learning Mrs. Hefele presented the updates to the student database Infinite Campus Parent Portal. Mrs. Hefele did a demonstration on how Kindergarten through grade 8 families can access the portal on Infinite Campus that can identify key assessments, teacher communications and provide details on their students' academic progress. The update for grades 9-12 is currently in the works and will be announced in the near future.

- D. Curriculum Committee Report

Dr. Iwanicki presented the following New Course Text Proposals for Kindergarten Social Studies:

- *Me on the Map* – teaches playful geography and map skills
- *Follow that Map*- expands geography learning to a broad range

It was moved (McNamee) and seconded (Norcel) to approve the above new course text proposals as presented. Vote: Unanimous in favor.

- E. Policy Committee Report

Policy - Second Reading

Dr. Iwanicki presented the following policy for second reading:

- CPS3293.1 – Authorization of Signature

It was moved (Squicciarro) and seconded (Bandeccchi) to approve the above policy as presented. Vote: Unanimous in favor.

#### Adjournment

Board Members gave unanimous consent to adjourn the Public Session at 8:08 p.m.

TRUMBULL PUBLIC SCHOOLS  
TRUMBULL, CONNECTICUT  
**REVISED**

Report to the Board of Education  
Regular Meeting, March 8, 2022

Dr. Semmel

Agenda Item III-C

Personnel

Appointments – Certified

Borges, Alda; Board Certified Behavior Analyst (unaffiliated - \$67/hour) at Frenchtown and Middlebrook School, effective February 24, 2022.

Molloy, Michele\*\*\*; (\$136,167) Interim Assistant Elementary Principal (Frenchtown and Middlebrook) effective March 21, 2022.

Recommendation:

Receive and file.

Resignations – Certified

Blair, Kathleen; speech language pathologist (.8) at Jane Ryan Elementary School since August 1993, retiring effective June 30, 2022.

Galow, Lorraine; Grade 5 teacher at Booth Hill Elementary School since August 2016 (currently on a personal leave of absence), resigning effective March 3, 2022.

Hartman, Tammy; Director of Pupil Personnel and Special Services since October 2020, resigning effective May 20, 2022.

Kloster, Mindy; reading teacher (.6) at Hillcrest Middle School since November 2013 (currently on a personal leave of absence), resigning effective March 7, 2022.

Zuk, Gina; math teacher at Madison Middle School since August 2003 (currently on a personal leave of absence), resigning effective February 28, 2022.

Resignations- Non-Certified

Lasprogato, Debra; Secretary at the Long Hill Administration Building since November 2011, retiring effective May 4, 2022.

Recommendation:

Accept.

\*Designated teacher shortage area

\*\*THS Graduate

\*\*\*Trumbull Resident

TRUMBULL PUBLIC SCHOOLS  
TRUMBULL, CONNECTICUT

Report to the Board of Education  
Regular Meeting – March 8, 2022

Ms. McGarry, Mrs. Hayes-O'Brien

Agenda Item III-D

TPAUD, Trumbull's Prevention Partnership –  
Student Survey Results

TPAUD, Trumbull's Prevention Partnership is a community coalition funded by a Drug-Free Communities Support Program grant from the White House Office of National Drug Control Policy and the Center for Disease Control & Prevention. TPAUD's mission is to engage and mobilize youth, parents, and community partners to prevent alcohol and drug use, foster social/emotional health, and create a safe and healthy Trumbull. TPAUD works toward these goals through education, outreach, and enforcement. The success of these efforts is measured through student and parent surveys.

Melissa McGarry (TPAUD Project Director) will present the results of the TPAUD 2021 Student Surveys.

Recommendation:

Review and Discuss.



## 2021 Student Survey Results

Melissa McGarry,  
TPAUD Project Director

1

**TPAUD** is a grant-funded community coalition whose mission is to prevent youth substance use, foster social and emotional health, and build a safe and healthy Trumbull.



The Trumbull Public Schools, as a unit of the Town of Trumbull, serves as TPAUD's fiduciary agent.

Melissa McGarry,  
TPAUD Project Director, and Kiersten Naumann, TPAUD Program Coordinator, are TPS employees.

2



## TPAUD has secured > \$1.8 million in prevention funding for TPS since 2006.

[Drug Free Communities \(DFC\) Support Program](#) grant from the White House Office of National Drug Control Policy and the Center for Disease Control & Prevention (CDC) - \$125,000 per year until 9/29/2024.

Priority: alcohol, marijuana, and Rx drugs

[Local Prevention Council](#) funding from CT Dept. of Mental Health and Addiction Services (DMHAS) - \$9,662.90 for 2021-22.

Priority: vaping and mental health

[State Targeted Response \(STR\) Opioid Prevention](#) Grant from CT DMHAS - \$5,000 through September, 2022.

Priority: opioids

3

## Accomplishments

- Engaged coalition with [growing membership](#) and has developed strong partnerships within Trumbull and statewide.
- Recent [national recognition](#) of TPAUD's collaborations with other CT prevention partners to develop two prevention campaigns around alcohol sales and counterfeit medications.
- Since 2007, TPAUD has collected [extensive student survey data](#) that informs our prevention activities and provides us with opportunities to apply for competitive grants - all thanks to support from the BOE, TPS, Trumbull High, Hillcrest, and Madison administrators and faculty.

4



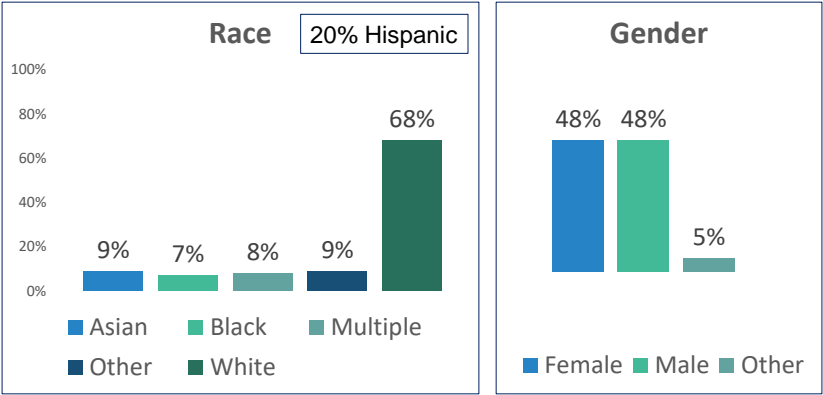
# 2021 Student Survey Results

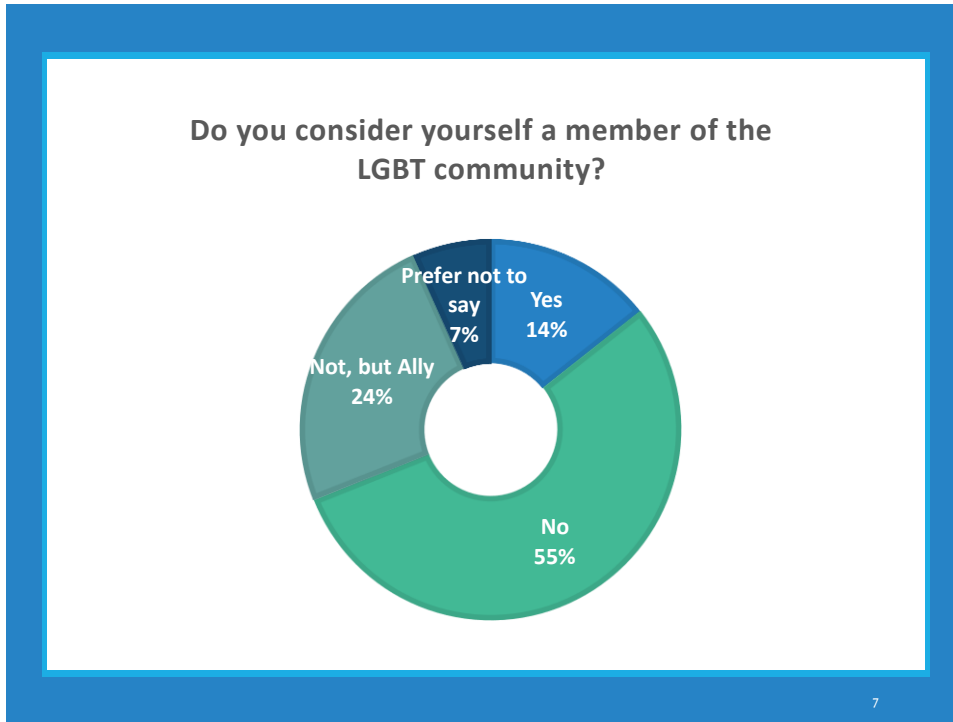
5

## Demographics

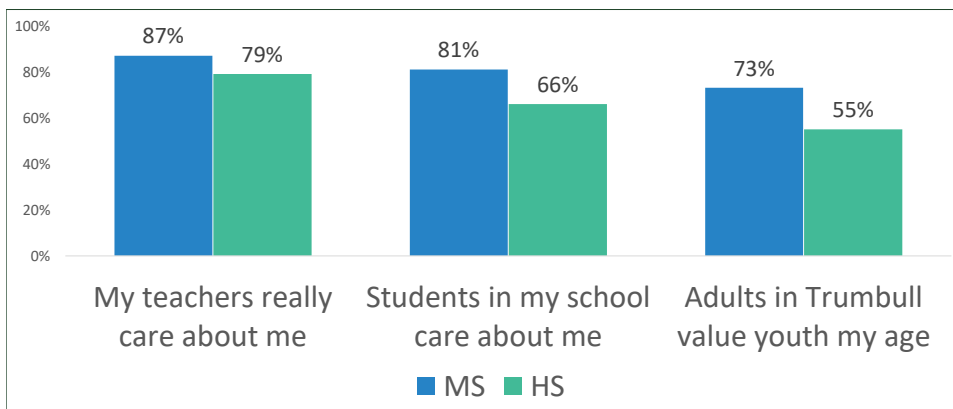
TPAUD administered surveys to all students in grades 7-12 in November and December, 2021.

837 MS students and 1,944 THS students completed the survey.





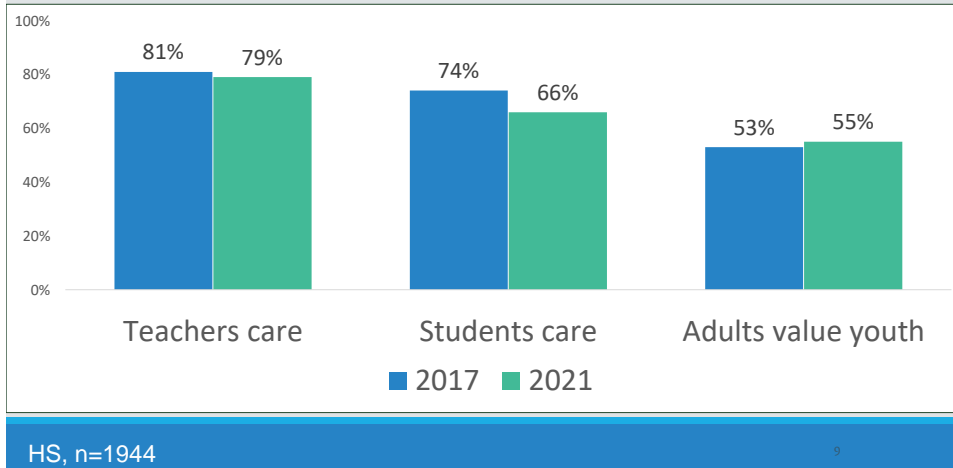
2021 reports on school climate and feeling valued by adults.



MS, n=837; HS, n=1944

8

## High school youth reports from 2017 to 2021 on school climate and feeling valued by adults.



## A closer look at climate:

Youth who reported lower rates of ‘**Teachers really care about me**’ identified:

- Gender as Other
- Ethnicity as Hispanic
- Race as Multiple and Other
- as LGBT
- as Sad or Hopeless in the past year

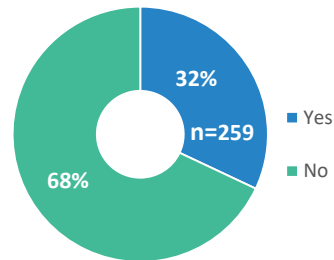
Youth who reported lower rates of ‘**Students in my school care about me**’ identified:

- Gender as Other
- Ethnicity as Hispanic
- Race as Black and Multiple
- as LGBT
- as Sad or Hopeless in the past year
- 12<sup>th</sup> graders reported lowest rates compared to other grades

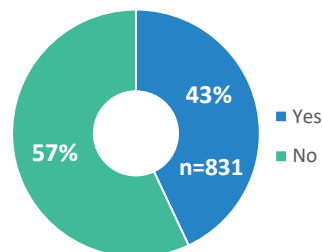
During the past 12 months, did you ever feel so sad or hopeless almost every day for two weeks or more in a row that you stopped doing some usual activities?

MS, n=837; HS, n=1944

Middle school youth



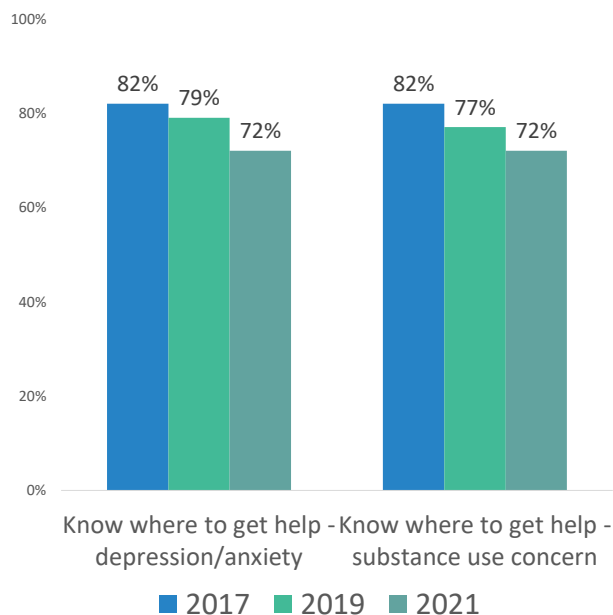
High school youth



28% of high school youth **do not know where to get help** if they are concerned about depression/ anxiety or substance use.

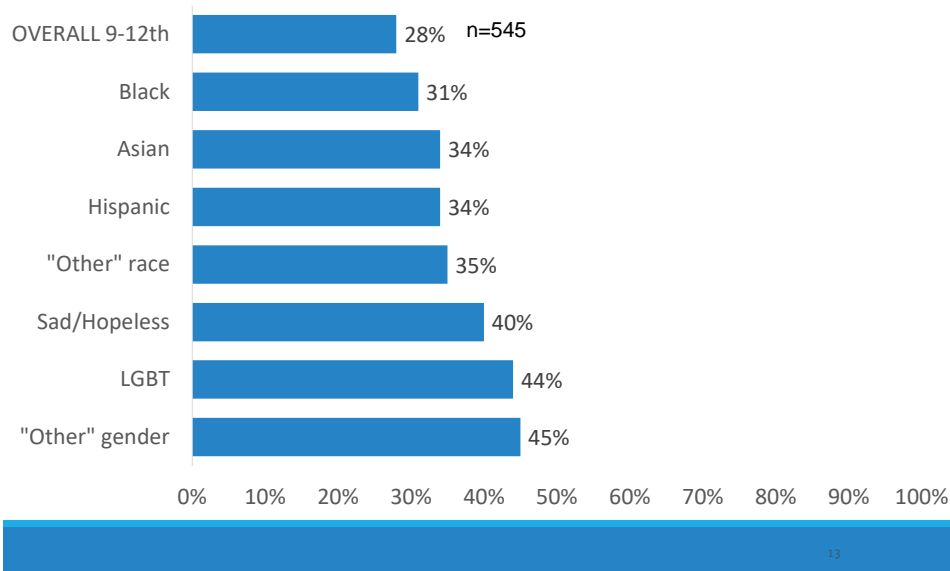
Since 2017 rates have steadily decreased.

HS, n=1944



12

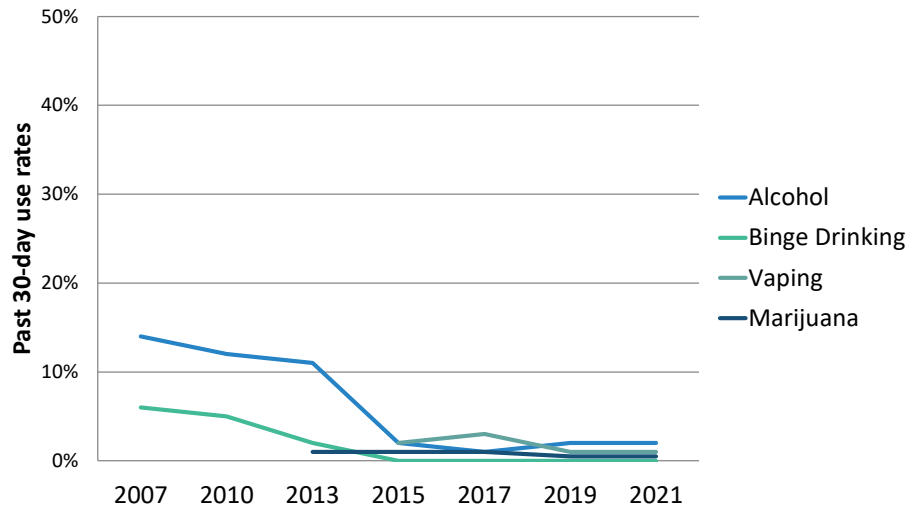
Groups reporting **lower rates** of **NOT KNOWING** where to go to get help if they had a concern about depression or anxiety



Reducing  
Substance  
Use



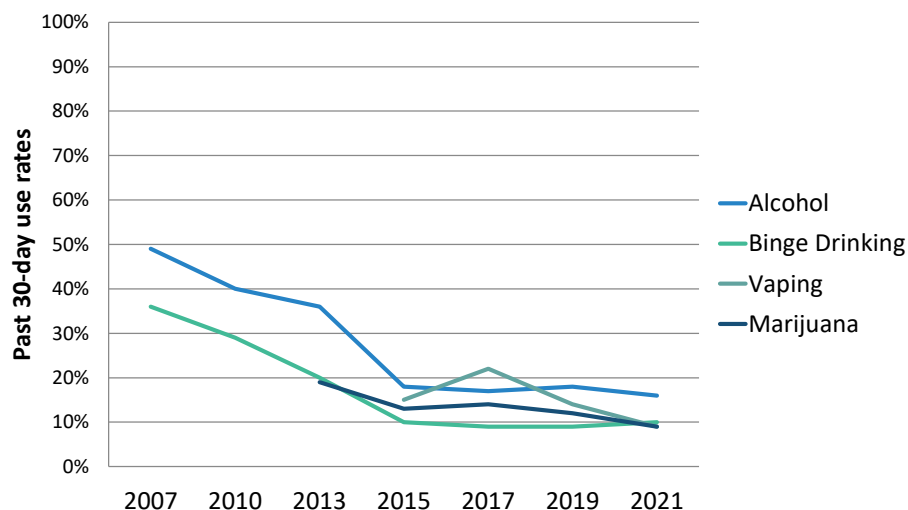
## Substance use rates among MS youth remain low.



7<sup>th</sup> & 8<sup>th</sup> graders, n=837

15

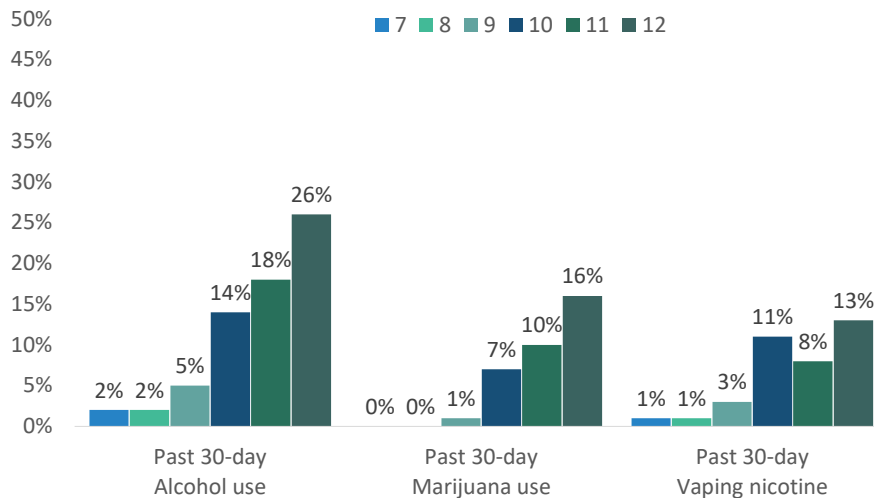
## Substance use rates have decreased among HS youth in Trumbull.



9<sup>th</sup>-12<sup>th</sup> graders, n=1944

16

## Substance use rates increase in older youth.



17

## A closer look at 30-day use rates

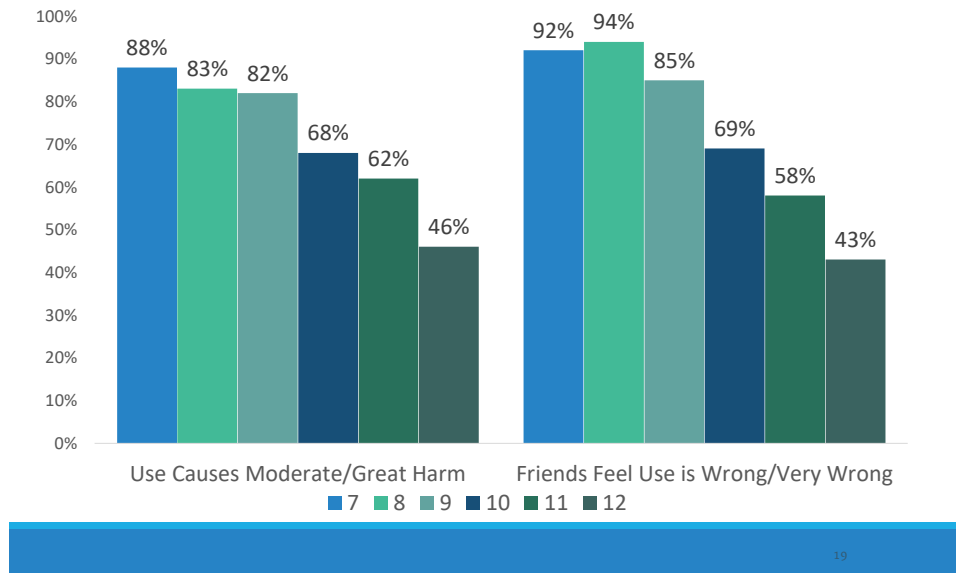
Groups reporting **significantly lower** ↓ alcohol use rates. Youth who:

- feel valued by adults
- feel that teachers care about them
- feel students at school care about them
- believe their parents disapprove of alcohol use
- feel their parents monitor their whereabouts

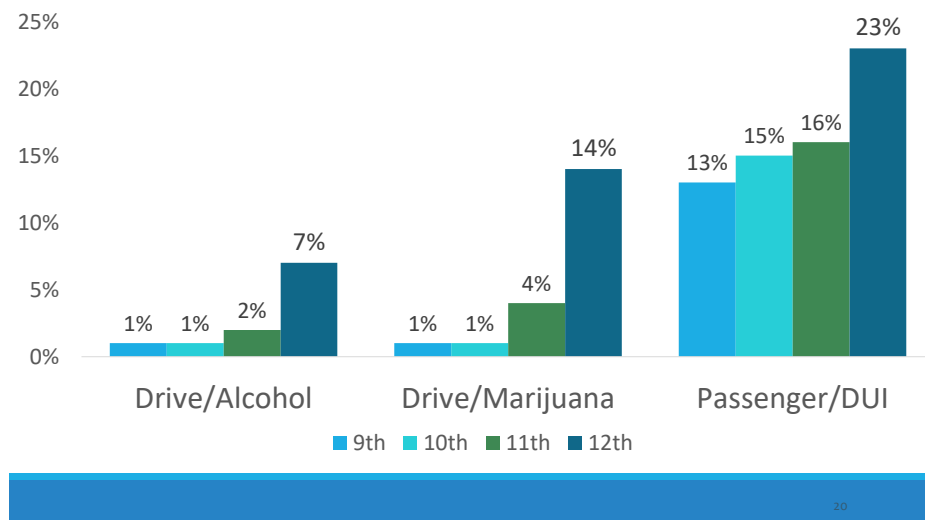
Groups reporting **significantly higher** ↑ alcohol use rates:

- Other (gender) – higher than male or female
- LGBT – higher than non LGBT
- White – higher than Asian, Black, Other
- Reported being sad or depressed in past year

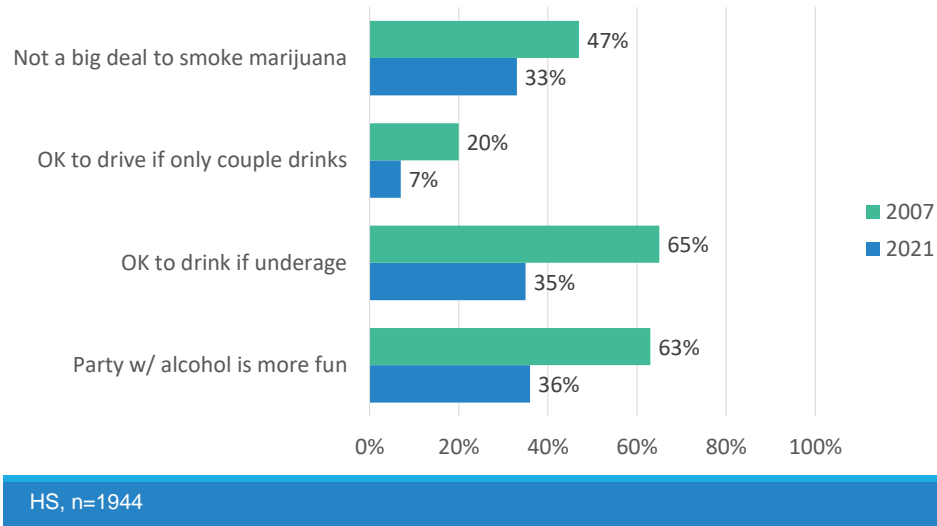
## Perception of harm and peer disapproval of **marijuana** decreased among older youth.



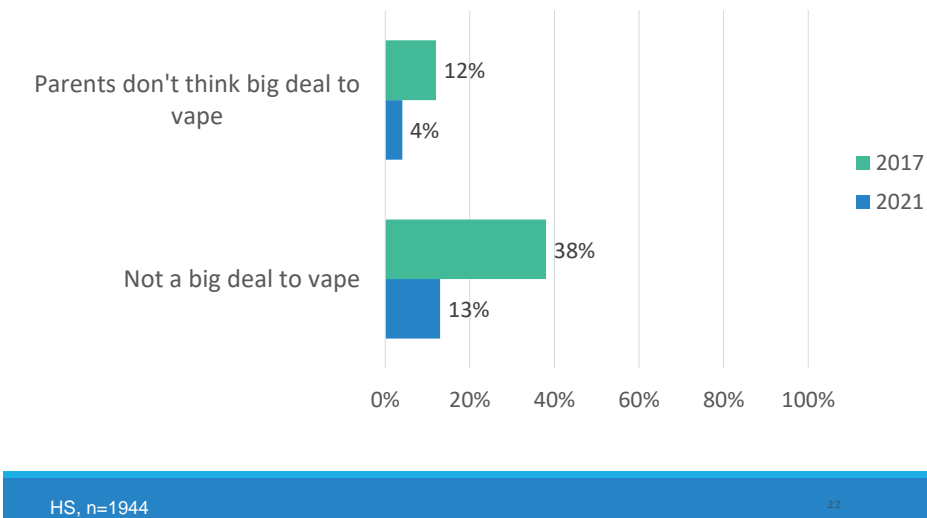
## 12<sup>th</sup> graders were more likely to drive under the influence or ride as a passenger with someone under the influence.



Since 2007, there have been some significant shifts in alcohol and marijuana use norms among Trumbull HS students.



Since 2017 there have been very positive shifts in norms around vaping among Trumbull HS students.



## Needs:

- ❖ Increased awareness of mental health resources available in school and in the community.
- ❖ Prevention & health education, especially for older students and high-risk youth.
- ❖ Continued education around the harms of marijuana, especially for older students and their families.

## Action Steps:

- ❖ High-visibility promotion of mental health resources (in school buildings, website, social media).
- ❖ Provide mental health peer intervention training to youth.
- ❖ Provide training and resources to health and wellness educators.
- ❖ Marijuana education campaign to students, families, community, staff.

23

TPAUD's full *2021 Student Survey Data Report*, including disaggregated data, can be found at [www.TPAUD.org/whatweknow](http://www.TPAUD.org/whatweknow)

24

## Questions, Comments?

Melissa McGarry  
mmcgarry@trumbullps.org  
(203)258-8519



TRUMBULL PUBLIC SCHOOLS  
TRUMBULL, CONNECTICUT

Report to the Board of Education  
Regular Meeting – March 8, 2022

Ms. Regina Williams

Agenda Item III-E

Human Resources Update – Hiring Process

Ms. Williams will provide an update regarding recruitment for the upcoming hiring season, including:

- Update on known vacancies
- Electronic hiring process
- Recruitment activities
- Training for hiring managers

Recommendation:

Review and Discuss.

TRUMBULL PUBLIC SCHOOLS  
TRUMBULL, CONNECTICUT

Report to the Board of Education  
Regular Meeting – March 8, 2022

Dr. Semmel

Agenda Item – III-F

Donations Made to Trumbull Public Schools  
Chelsea Cunha Scholarship Fund

In accordance with Board of Education Policy 3210, Gifts to the School District, donations of approximately \$31,500 received from multiple sources will be presented to Trumbull Public Schools for the Chelsea Cunha Scholarship Fund. This includes a \$25,000 donation from Bimbo Bakeries USA and \$4,000 from the THS Class of 2021, Student Activity Account.

Anyone interested in donating may follow this link:  
[chelseacunha.com](http://chelseacunha.com)

Recommendation:

Accept donation per the BOE Policy 3210

TRUMBULL PUBLIC SCHOOLS  
TRUMBULL, CONNECTICUT

Report to the Board of Education  
Regular Meeting – March 8, 2022

Dr. Iwanicki and Mrs. Hefe

Agenda Item – III-G

Mid-Year Student Performance Update

Dr. Iwanicki and Mrs. Hefe will update the Board on mid-year student performance results as measured by key assessments and other state indicators such as attendance and discipline data.

Recommendation:

Review

TRUMBULL PUBLIC SCHOOLS

# TPS Mid-year Student Performance Update

March 8, 2022

Susan Iwanicki, Ed.D, Assistant Superintendent

Christina Hefelee, Director of Digital Learning



## How are our students progressing academically? Are students engaged?

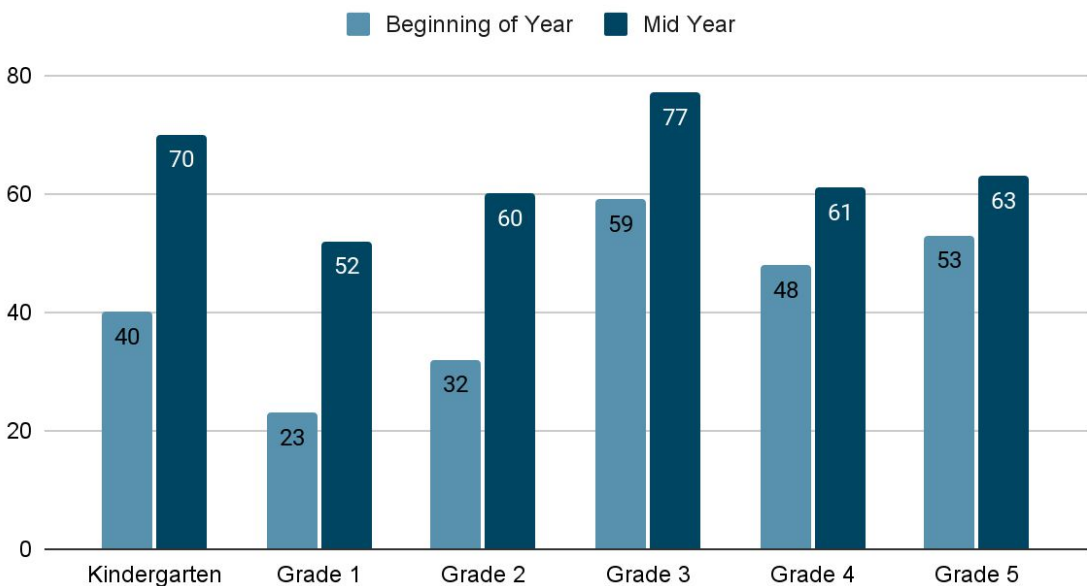
---

- ❖ Literacy & Math Skills- nationally normed measures
- ❖ Attendance and behavior- state mandated measures

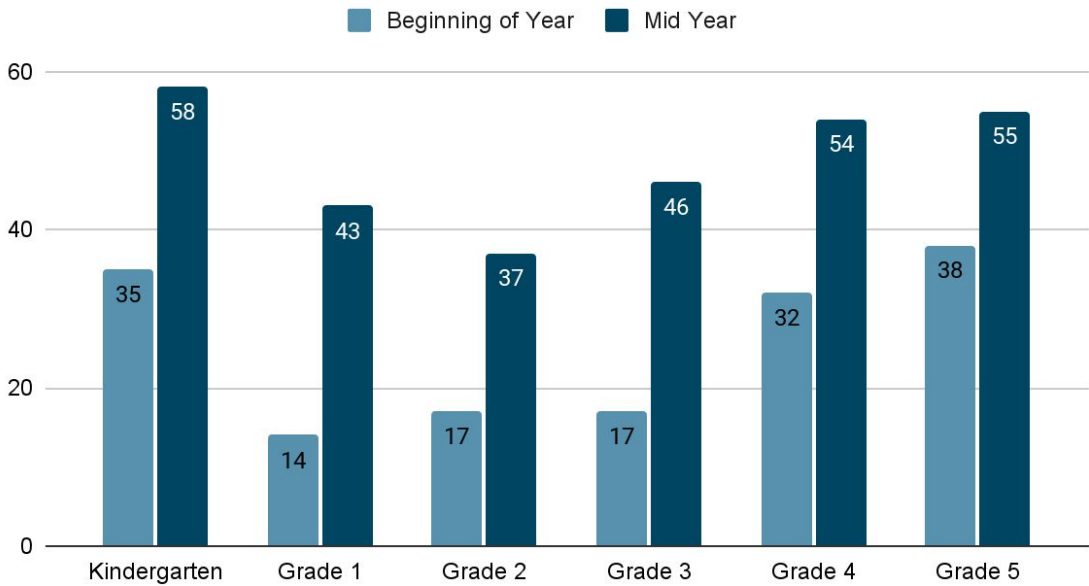
## i-Ready Assessment

- ❖ Rated by some studies as a statistically significant predictor of performance on other exams
- ❖ Nationally normed
- ❖ Used to measure reading and mathematics skills
- ❖ Shows student diagnostic results on grade level standards and growth scores over time

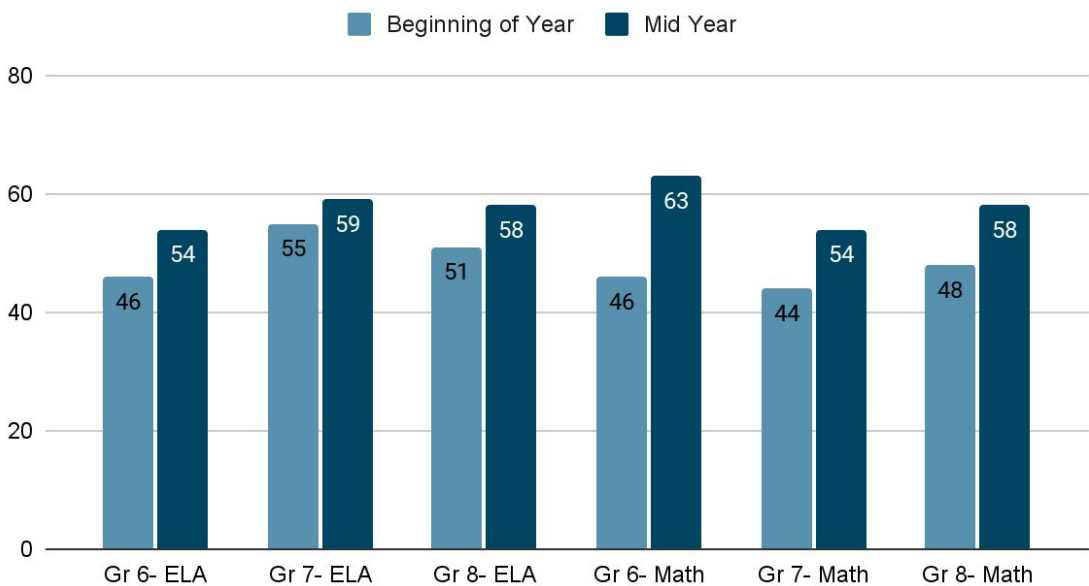
Mid-Year i-Ready TPS Reading- On Grade Level or Above



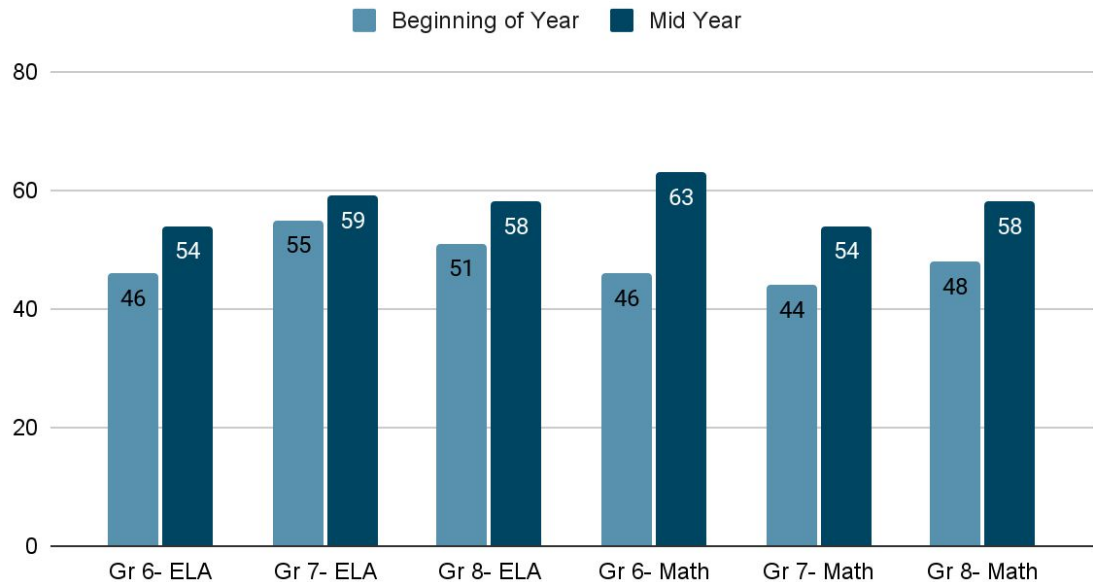
## Mid-Year i-Ready TPS Math- On Grade Level or Above



## Mid-Year i-Ready TPS Middle School- On Grade Level or Above



## Mid-Year i-Ready TPS Middle School- On Grade Level or Above

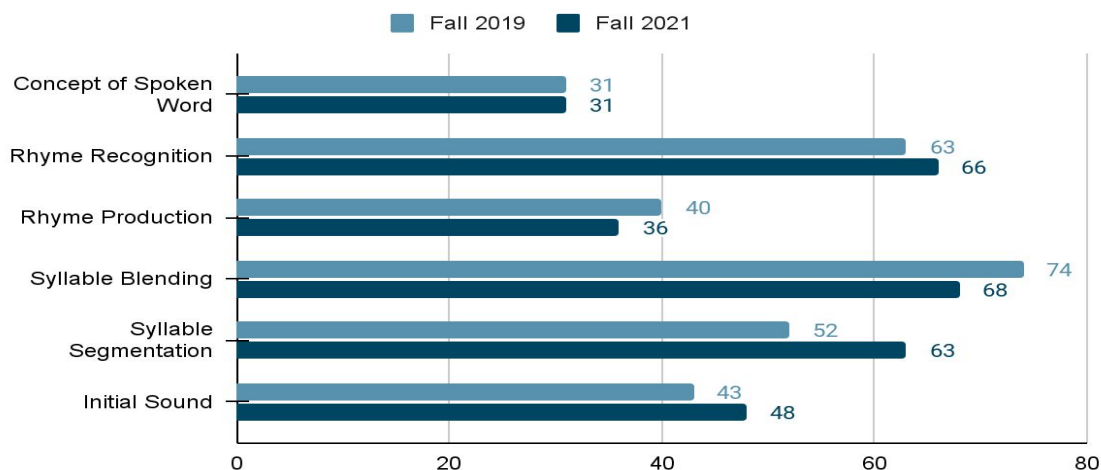


## Phonological Awareness Screening Test (PAST)

- ❖ Administered by Literacy Consultants and ELA Program Leader
- ❖ A valid and reliable assessment of phonological awareness
- ❖ Takes 5-10 minutes to administer
- ❖ The PAST also displays strong correlations with other tests of phonological awareness
- ❖ We have been giving it for over 5 years
- ❖ This year, we also gave it to Grade 1

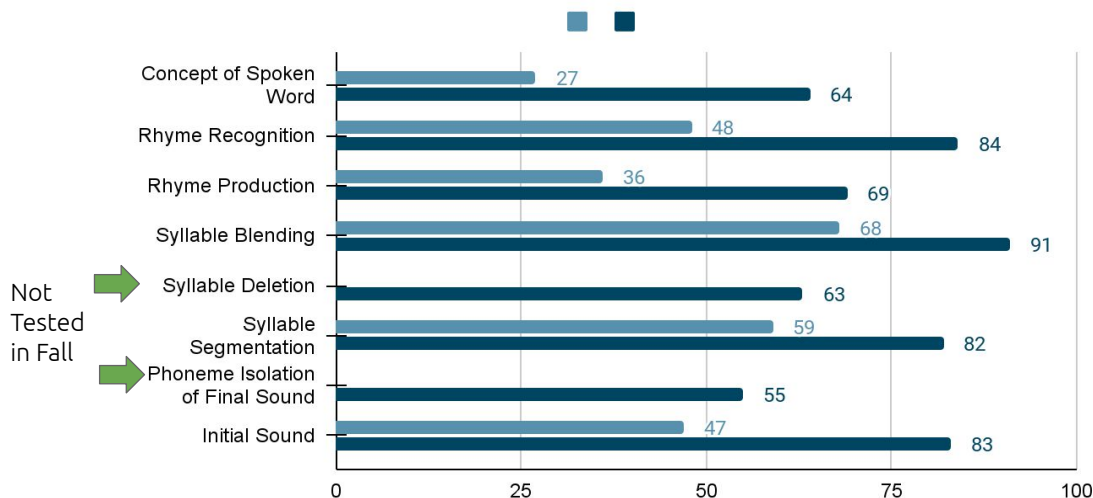
# Phonological Awareness Screening Test

## FALL PAST Scores- Pre/Post COVID-19



# Phonological Awareness Screening Test

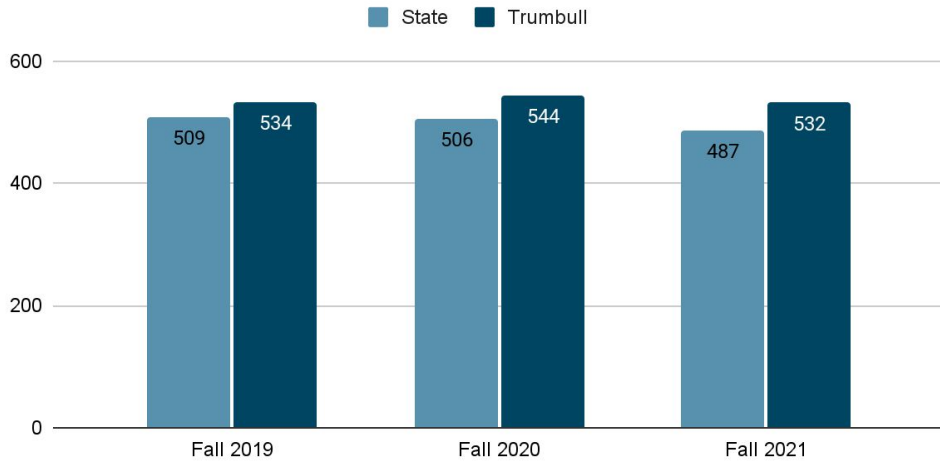
## Fall to Winter PAST Growth





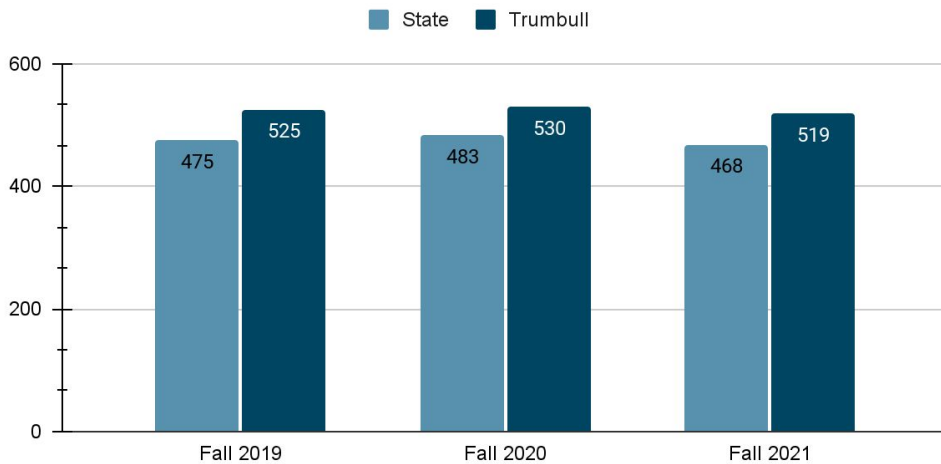
## PSAT Results in English Language Arts

TPS 11th Grade Fall PSAT Results-  
Evidence-based Reading & Writing Mean Score



## PSAT Results in Mathematics

TPS 11th Grade Fall PSAT Results-  
Mathematics Mean Score



## TPS Winter Attendance Data

School	September Chronically Absent >=2	October Chronically Absent >4	November Chronically Absent >6	December Chronically Absent >8	January Chronically Absent >=10	February Chronically Absent >=11
BH	15.53%	13.01%	8.16%	6.80%	6.60%	5.63%
DF	9.02%	5.95%	3.07%	2.30%	2.11%	1.73%
FT	14.42%	7.68%	5.06%	8.05%	8.24%	8.61%
JR	10.30%	5.49%	5.03%	4.35%	5.49%	4.12%
MB	14.60%	10.45%	8.88%	9.27%	7.89%	8.48%
TA	12.90%	12.90%	7.06%	4.14%	4.14%	2.43%
HC	15.46%	12.10%	8.20%	8.74%	9.95%	8.06%
MAD	12.99%	9.71%	5.67%	8.58%	9.96%	9.71%
THS	12.97%	11.73%	8.94%	10.31%	9.99%	11.69%
Total PK-12	13.13%	11.24%	8.59%	9.23%	9.59%	9.65%

## Attendance by Race/Ethnicity

Federal Race Designation	Number of Students	September Chronically Absent	October Chronically Absent	November Chronically Absent	December Chronically Absent	January Chronically Absent	February Chronically Absent
Hispanic	1,240	18%	16%	14%	15%	15%	15%
American Indian*	11	20%	20%	9%	9%	9%	18%
Asian	718	13%	11%	9%	8%	8%	7%
African American	449	14%	13%	12%	13%	13%	12%
Native Hawaiian/Pacific Islander*	7	14%	14%	0%	0%	0%	0%
White	4,458	12%	12%	11%	10%	10%	8%
Multi-Race	170	14%	10%	7%	8%	9%	9%
*11 or less students in group size							

## Attendance by Subgroup

High Needs Subgroups	September Chronically Absent	October Chronically Absent	November Chronically Absent	December Chronically Absent	January Chronically Absent	February Chronically Absent
Special Ed - Yes	20%	16.38%	14.21%	15.51%	16.75%	16.63%
Special Ed - No	14%	9.99%	7.35%	8.68%	8.90%	8.39%
ELL - Yes	19%	14.71%	19.28%	18.00%	16.17%	14.85%
ELL - No	15%	10.68%	7.79%	9.33%	9.32%	9.34%
FRL - Yes	20%	16.82%	13.54%	13.35%	16.00%	13.94%
FRL - No	14%	8.39%	7.39%	9.40%	9.13%	8.82%
High Needs - Yes	21%	16.12%	12.83%	14.88%	16.39%	15.26%
High Needs - No	13%	8.65%	6.35%	5.91%	5.90%	6.71%

# TPS Winter Behavior Data

## Behavior by School

2021-2022 Discipline Data as of 2/28/2022				
School	Number of Discipline Reports	# ISS	# OSS	# Expulsions
BH	0	0	0	0
DF	0	0	0	0
FT	3	0	3	0
JR	0	0	0	0
MB	0	0	0	0
TA	0	0	0	0
HC	31	25	6	0
MAD	15	12	3	0
THS	97	29	40	1
REACH	9	7	2	0
Alternate	0	0	0	0
Total K-12	155	73	54	1

## Behavior by Race/Ethnicity

Federal Race Designation	Number of Students	Mid-Year Incidents	Mid-Year ISS (1020)	Mid-Year OSS (1010)	Mid-Year Expulsions (1000)
Hispanic	1,240	25	10	15	0
American Indian*	11	0	0	0	0
Asian	718	6	2	3	0
African American	449	11	8	4	0
Native Hawaiian/Pacific Islander*	7	0	0	0	0
White	4,458	64	22	29	1
Multi-Race	170	0	0	0	0

## Board Discussion and Questions

TRUMBULL PUBLIC SCHOOLS  
TRUMBULL, CONNECTICUT

Report to the Board of Education  
Regular Meeting – March 8, 2022

Mr. Hendrickson

Agenda Item – III-H

Approval/Financial Reports through  
January 31, 2022

- The Finance Committee of the Board of Education met on February 24, 2022 which included the review of the financials through January 31, 2022.

Recommendation:

- Review and Approve the Financial Report as of January 31, 2022.

March 3, 2022

Memorandum To: Trumbull Board of Education

From: Paul Hendrickson, Business Administrator

Via: Dr. Martin J. Semmel, Superintendent

Subject: January 2022 Financial Report

Attached is the January 2022 Financial Report for your review. I have included my notes with the report to address potential questions which may arise as well as additional graphs on salaries, benefits, and utilities. If there are additional questions, please send them to [phendric@trumbullps.org](mailto:phendric@trumbullps.org) or call me at 203-452-4332.

## March 8, 2022 – Financial Report

### Operating Budget (001):

- 1) I would like to reiterate that for each line item there is:
  - a. An approved budget
  - b. Expenditures to date
  - c. Encumbrances – which are open purchase orders or extrapolation of salaried employees remaining pay within the school year.
  - d. The available balance = Budget – expenditures – encumbrances.
    - i. The available balance is not an estimated surplus.
    - ii. These are uncommitted funds; as of January 31<sup>st</sup>, total = \$1.4 million or 1.26% of the budget.
- 2) The presentation begins with four graphs: Total Budget, Salaries, Benefits, and Utilities which illustrate the cumulative spend as a percentage of the respective budget.
  - a. Cumulative Total Board of Education Budget % by Month: 49.3% YTD
    - i. In the past three years this has ranged for 46.9% => 53.5%.
  - b. Salaries (which are approximately 66.0% of the budget) spent YTD = 46.4%
    - i. In the past three years this has ranged from 44.3% => 47.2%.
  - c. Benefits (which are 16.7% of the budget) spent YTD = 56.6%.
    - i. In the past three years this has ranged from 54.6% => 66.8%.
    - ii. Salaries and benefits make up 82.7% of the budget.
      1. Through January 31, 2021, we have spent 48.5% of the combined budgets.
      2. The range over the past three years has been 46.8 => 50.8%.
  - d. Utilities (Electricity + Water) spent YTD = 50.7% of budget.
    - i. Last three years: 45.6% => 71.8%
- 3) There are a few items I would like to point out under the **bolded** categories below (please refer both to the two-page summary and the fourteen-page detailed general fund financials in the package):
  - a. **Salaries:**
    - i. Paraprofessionals over budget by \$335,949.
      1. Due to significant post-budget para hiring as a result of move-ins.
    - ii. Teachers have an available balance of \$957,083.
      1. Most likely this is due to the fact that no provision was made for staff turnover in the 2021-22 budget.
      2. \$300,000 has been budgeted for staff turnover in the 2022-23 Board of Education approved budget.
    - iii. Custodial Salaries: -\$26,089 deficit;  
The encumbrances need to be adjusted since the Facilities Department is currently down five custodial positions.
    - iv. Custodial Overtime: -\$43,574 deficit;
      1. This deficit is primarily due to the custodial positions being short staffed.



- v. Tech Support: \$39,968 available;
    - 1. This position was budget for in 2021-22, but not filled. It is not included in the 2022-23 budget.
  - vi. Substitutes – Substitute Administrators: -\$61,757.
    - 1. This is a new line item.
    - 2. The salary expense for Ms. Pat Fricilli, substituting for Dana Pierce at Booth Hill, has been placed here for transparency.
  - vii. Salaries – Other: Over budget \$40,777 (OT/PT Therapists); the number of personnel has remained at seven; however, their hours have been increased throughout the year.
  - viii. Overall there is \$674,069K in available balance; however, encumbrances for non-certified are difficult to predict since they are paid via timesheet.
- b. Employee Benefits:**
- i. Given that we have only spent \$17,746 on unemployment YTD, there should be approximately \$80K available at yearend.
  - ii. Last four years' spend for this account has been \$27K, \$10K, \$128K, and \$72K.
- c. Purchased Professional Services:**
- i. Service Contracts – The primary items in this category are:
    - 1. PPS-Health Services-Service Contracts is over budget by \$26,274; however, it appears the encumbrances of \$57,921 need to adjusted since the run rate is approximately \$5,000 per month. This would imply that this line item should end the year within budget.
    - 2. Business Office – Admin – Prof. Purchased Services: The District's financial software - MUNIS = \$80,117
    - 3. Asst. Super-Info Svc-Dbase Students: Infinite Campus = \$170,713
  - ii. Consultants – PPS (\$208,147 over budget)
    - 1. This line items consists of a variety of blanket purchase orders covering a wide range of PPS services.
    - 2. Dr. Hartman has been working with the Business Office and adjusting her purchase orders to reduce this overage by closing purchase orders which are no longer required. This effort has reduced this deficit to \$68K.
- d. Purchased Property Services:**
- i. Utilities (Electricity + Water) spent 50.7% of budget (previously mentioned).
    - 1. Last three years: 45.6% => 71.8%.
  - ii. Repairs and Service Fees: Director of Operations, Dave Cote desired greater granularity in his budget, so more line items were added (note that they have no budget). His overall budget did not change, he just added spending lines for more transparency.
    - 1. One item that I would like to point out is HVAC – Repairs and Service Fees is \$50,081 over budget.
      - a. One electric controller was literally fried – it cost \$62,901 to replace; however, the District received \$37,901 in insurance receipts (\$25,000 deductible).

- b. Another controller had to be replaced due to an inability to get spare parts; it cost \$61,988.

**e. Purchased Other Services:**

- i. Transportation – SPED Summer Buses: \$93,539 over budget.
  - 1. This is because prior administrations allocated part of the Excess Cost Reimbursement (ECR) to this line item artificially reducing the actual cost.
- ii. Tuition: Over budget \$90,058.
  - 1. Dr. Hartman is examining the spend to date and possibly adjusting her encumbrances.
  - 2. There was an unexpected settlement payment.
  - 3. The tuition line also includes payments to Bridgeport for magnet school tuition.
- iii. Other Purchased Services: Super-Personnel-Other Purchased Services: \$50,464 over budget.
  - 1. NovaTime and Frontline are the primary items in this category.
  - 2. In 2020-21 the District settled up with NovaTime on deficient payments.
  - 3. In the fall of 2021 the District added some more Frontline applications and an Employee Assistance Program which caused a good part of the budget overage.

**f. Property**

- i. Building equipment: -\$127,518 over budget.
  - 1. Plumbing - An unforeseen expense of roughly \$87,360 to replace a THS water heater.
- ii. Building Improvements –
  - 1. Building Improvement Projects: -\$67,996 over budget.
    - a. This is due to \$73,355 to repair the bus depot stairs to satisfy a Commission on Human Rights and Opportunities (CHRO) complaint filed by the bus company employees.

**g. Miscellaneous - Debt Service & Misc.**

- i. 100% of this category has been spent or encumbered.
  - 1. Of the \$558,448 spent YTD approximately 85.5% (\$477,537) is for the semi-annual principal and interest payments on the two TD loans and the Bank of America loan.
  - 2. For one of the TD loans the two semi-annual principal and interest payments have been made for this fiscal year.

**Town Accounts (009)**

- 1) January expenses = \$20,865; \$396,599 (12/31) => \$417,464 (1/31).
  - a. YTD spent = 33.2% of budget.

**Student Activities Accounts (100)**

- 1) The aggregate balance of accounts decreased \$678 from \$336,364 (12/31) => \$335,686 (1/31). There were no significant transactions.

## **Grants (200)**

- 1) The following accounts show a deficit:
  - a. Title III (-\$23,648); application for funding submitted to State.
  - b. Title I (-\$8,182); application for funding approved by State.
  - c. Title II, Part A (-\$23,242); application for funding approved by State.
- 2) These accounts should show an available balance in the very near future.

## **Special Revenue Funds (205)**

There are accounts that have negative year-to-date balances some of which are due to timing difference (Continuing Education, Inter-district, Summer Explorations), some due to method of presentation (self-liquidating accounts: THS AP testing and Voluntary Insurance), and some are unique.

- 1) Continuing Education: -\$19,398 deficit.
  - a. Down from -\$29,933 at December 31<sup>st</sup>.
  - b. Last year's revenue = \$75,978 (v. \$41,248 YTD).
- 2) Elementary Strings / Band: -\$149,179 deficit.
  - a. Down slightly from -\$151,570 at December 31<sup>st</sup>.
  - b. Revenue received = \$47,000 up slightly from \$44,113 last month.
  - c. I estimate that this account will finish the year approximately \$150,000 in deficit.
- 3) ELITE Business Program: -\$129,404.
  - a. Up slightly from -\$119,962 last month; largely due to the start-up expenses and limited revenue.
  - b. Revenue = \$15,938 YTD up from \$11,260 in December. The Dick Seamans Scholarship transferred \$4,640 into the account during January.
  - c. The account does not reflect the \$150,000 transfer from the Non-Lapsing Account since that transfer was approved at the February 8<sup>th</sup> Board of Education meeting.
- 4) Inter-District: -\$26,730.
  - a. A marked decrease from last month's -\$171,341. The decrease is due to a change to accrual accounting where the accounts receivable are counted as revenue.
  - b. This is similar to accruing expenses through encumbrances.
- 5) Medicaid: -\$41,054
  - a. A decrease of \$5,445 from -46,499 last month.
  - b. The District has contracted with CompuClaim which administers the collection system for a more comprehensive effort to collect revenue.
- 6) Summer Explorations = -\$183,145 for this fiscal year;
  - a. \$40,808 revenue received, last year = \$176,321.
- 7) THS AP Testing: -\$122,435
  - a. This account is self-liquidating, i.e., students will pay for the exams.
- 8) Voluntary Insurance: -\$130,559.
  - a. This account is self-liquidating, i.e., employees make monthly payments for additional insurance which reduces this account to \$0 at yearend.
  - b. Previous month end deficits were:
    - i. November = -\$176,522
    - ii. December = -\$157,282

iii. January = -\$130,559

**Food Service (210)**

- 1) January's profit = \$101,502
  - a. December's profit = \$102,005
  - b. November's profit = \$111,552
- 2) Under the Seamless Summer Option (SSO) program the District has submitted claims of:
  - a. \$322,585.55 (December)
  - b. \$302,029.26 (January)
  - c. Total = \$624,614.81.
- 3) The District received the December claim last week, so \$322,585.55 shown as part of accounts receivable will move up to the cash account in next month's report.
  - a. The cash balance = \$1,608,662
  - b. "Due to Town" = \$1,506,823
  - c. The transfer of \$1 million from the "Cash Account" to the "Due to Town Account" which was approved at the February 8<sup>th</sup> Board of Education meeting will be reflected in the March financials.
    - i. When the transfer is complete the "Due to Town" account will be approximately \$500,000 plus any charges in the interim.
    - ii. Based on receipt of the December claim, the cash account should be in excess of \$900,000 even after making the \$1,000,000 transfer.

**Scholarships (300)**

- 1) The balance of the Scholarship Fund decreased \$3,940 since July 1<sup>st</sup> to January 31<sup>st</sup>, i.e., from \$128,362 to \$124,422 (1/31) primarily due to a transfer of \$4,640 in January from the Dick Seaman fund to the ELITE program.

**Other – Business Office Activities:**

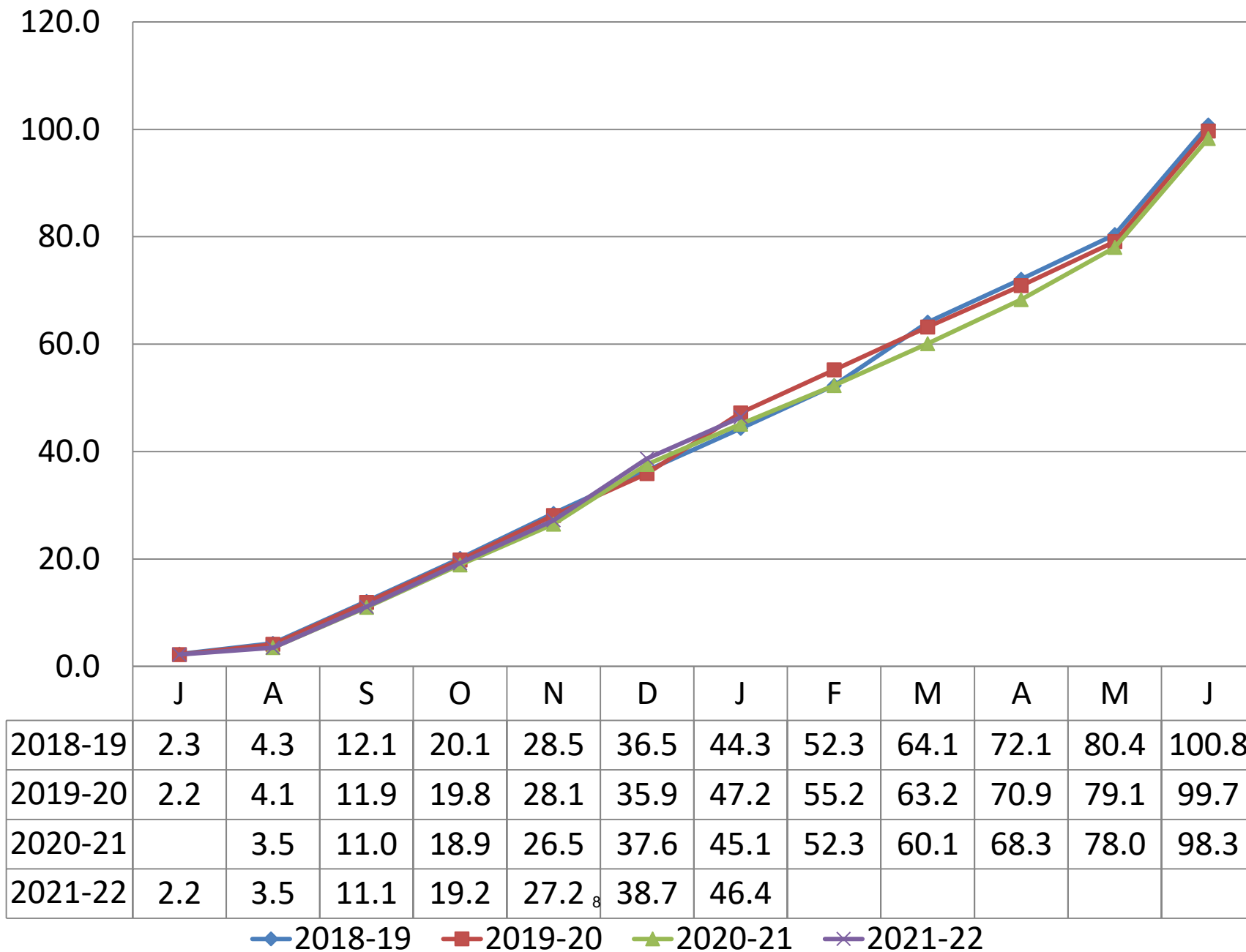
- 1) Mailed out approximately 1,500 W-2s in late January.
- 2) Mailed out about 1,000 Form 1095-Cs in early March.
- 3) Processed roughly 1,200 invoices this past month.
- 4) The District received \$887,323 of its first (of two) Excess Cost Reimbursement (ECR) grant payments during the last week of February.
  - a. The first payment is normally 75% of the total payment, so based on this, the District will probably receive \$1,2803,907.
  - b. The payment of the final 25% is usually received in late May.
  - c. ECR has been budgeted at \$1,000,000 in the current year's budget.

# Cumulative Total Board of Education Budget % By Month

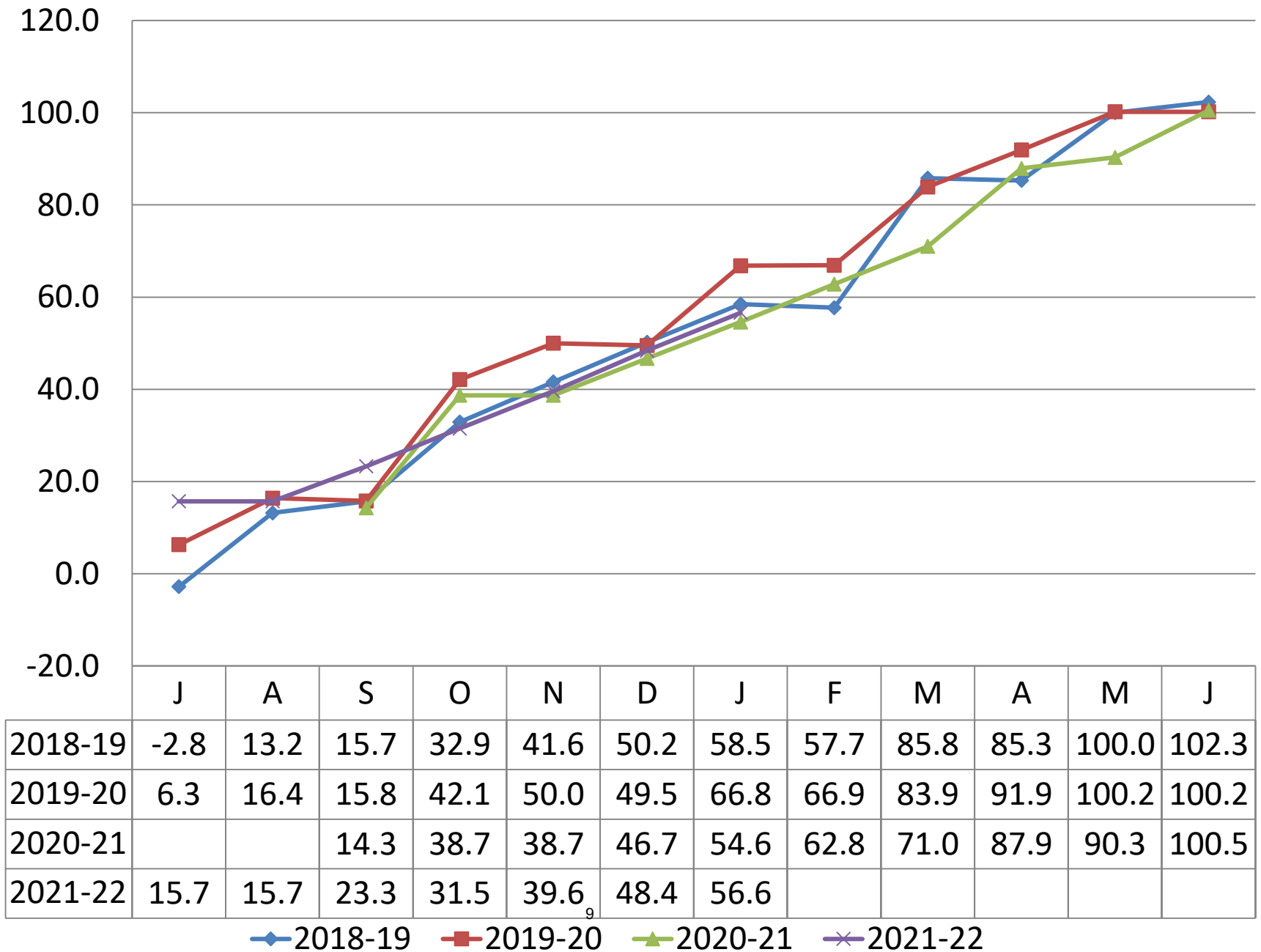


—◆— 2018-19    —■— 2019-20    —▲— 2020-21    —×— 2021-22

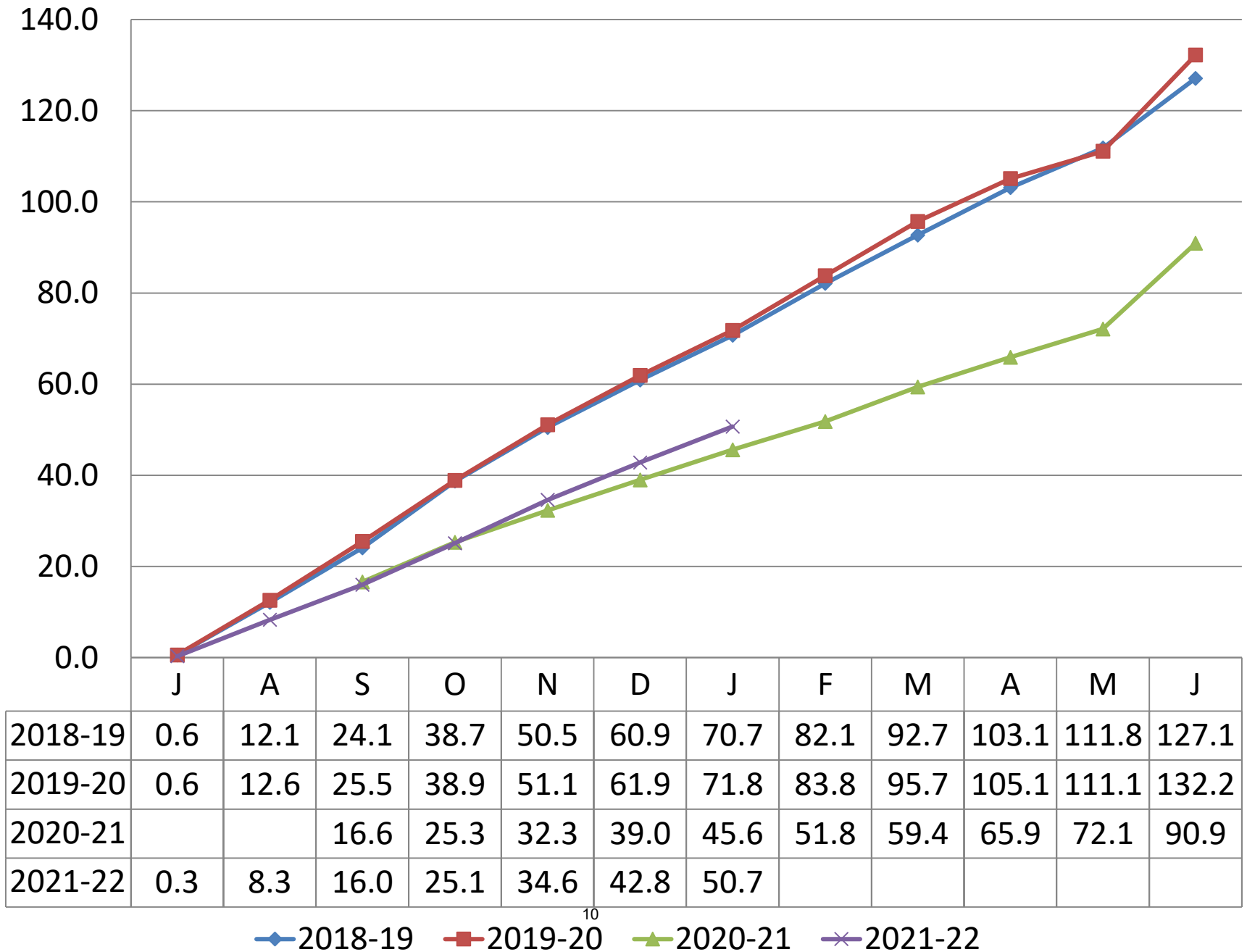
# Cumulative Board of Education Salaries Budget % By Month



# Cumulative Board of Education Benefits Budget % By Month



# Cumulative Board of Education Utilities Budget % By Month





January 2022 - Fund Expenditures

FUND	ACCOUNT DESCRIPTION	ORIGINAL APPROP	TRANFRS/ADJSMTS	REVISED BUDGET	YTD EXPENDED	ENCUMBRANCES	AVAILABLE BUDGET	% USED
001	001 BOE GENERAL FUND	112,296,658	-	112,296,658	55,386,179	55,501,144	1,409,335	98.70
009	009 TOWN ACCOUNTS FUND	-	1,257,428	1,257,428	417,464	729,716	110,248	91.20
200	200 GRANTS FUND	-	6,147,309	6,147,309	1,830,098	1,627,132	2,690,079	56.20
205	205 SPECIAL REVENUE FUND	-	315,185	315,185	876,316	705,891	(1,267,023)	502.00
210	210 SCHOOL LUNCH FUND	-	2,591,926	2,591,926	1,639,858	1,501,584	(549,516)	121.20
300	300 SCHOLARSHIP FUND	-	-	-	4,640	-	(4,640)	100.00
	Grand Total	112,296,658	10,311,848	122,608,506	60,154,556	60,065,467	2,388,483	98.10

**Trumbull Board of Education Expense vs Budget Summary**  
**Report for the Period Ended 1/31/2022**

<u>Object Description</u>	<u>Code</u>	<u>Revised</u>	<u>Expended</u>	<u>Committed/ Estimates</u>	<u>Available/ (Over)</u>	<u>% Spent or Committed</u>
<b><u>Salaries</u></b>	<b><u>100</u></b>					
Admin/Supervisors		\$4,672,445	\$2,856,027	\$1,810,665	\$5,753	100%
Teachers		\$54,603,505	\$23,557,022	\$30,089,400	\$957,083	98%
Custodians/Maintenance		\$3,712,660	\$2,112,868	\$1,645,838	-\$46,046	101%
Tech Support		\$534,412	\$303,059	\$187,013	\$44,340	92%
Admin Support		\$2,710,804	\$1,547,321	\$1,153,581	\$9,903	100%
Paras & Aides		\$4,369,946	\$2,365,506	\$2,340,389	-\$335,949	108%
Substitutes		\$872,435	\$530,643	\$403,550	-\$61,757	107%
Coaches & Advisors		\$695,045	\$193,468	\$501,577	\$0	100%
Salaries Other		\$1,584,765	\$732,338	\$859,508	-\$7,082	100%
Misc Salary Items		\$308,668	\$200,843	\$0	\$107,825	65%
<b>Salaries</b>	<b>Total</b>	<b>\$74,064,685</b>	<b>\$34,399,096</b>	<b>\$38,991,520</b>	<b>\$674,069</b>	<b>99%</b>
<b><u>Employee Benefits</u></b>	<b><u>200</u></b>					
Health Insurance		\$16,201,647	\$9,350,309	\$6,838,236	\$13,103	100%
FICA		\$1,882,323	\$940,310	\$942,013	\$0	100%
Other Insurance		\$336,501	\$172,860	\$157,092	\$6,549	98%
Unemployment		\$130,000	\$17,746	\$112,253	\$1	100%
Benefits Other		\$193,595	\$128,642	\$58,984	\$5,969	97%
<b>Employee Benefits</b>	<b>Total</b>	<b>\$18,744,066</b>	<b>\$10,609,868</b>	<b>\$8,108,577</b>	<b>\$25,621</b>	<b>100%</b>
<b><u>Purchased Professional Services</u></b>	<b><u>300</u></b>					
Legal		\$260,000	\$73,975	\$176,925	\$9,100	97%
Service Contracts		\$415,087	\$357,696	\$70,643	-\$13,252	103%
Consultants		\$225,000	\$177,935	\$255,212	-\$208,147	193%
Other Prof Services		\$459,900	\$270,035	\$112,673	\$77,192	83%
<b>Purchased Professional Services</b>	<b>Total</b>	<b>\$1,359,987</b>	<b>\$879,641</b>	<b>\$615,453</b>	<b>-\$135,107</b>	<b>110%</b>
<b><u>Purchased Property Services</u></b>	<b><u>400</u></b>					
Utilities		\$1,289,000	\$653,452	\$623,236	\$12,311	99%
Repairs & Svc Fees		\$348,500	\$216,634	\$195,415	-\$63,548	118%
Copiers		\$265,000	\$146,270	\$104,710	\$14,020	95%
Other Purch'd Property Svcs		\$111,900	\$60,522	\$50,148	\$1,229	99%
<b>Purchased Property Services</b>	<b>Total</b>	<b>\$2,014,400</b>	<b>\$1,076,878</b>	<b>\$973,510</b>	<b>-\$35,988</b>	<b>102%</b>
<b><u>Purchased Other Services</u></b>	<b><u>500</u></b>					
Transportation		\$6,152,707	\$2,136,964	\$3,996,875	\$18,868	100%
Communications		\$275,250	\$158,418	\$91,615	\$25,216	91%
Postage		\$40,000	\$15,177	\$30,824	-\$6,001	115%
Advertising		\$1,200	\$1,992	\$0	-\$792	166%
Interns		\$296,400	\$129,750	\$0	\$166,650	44%
Tuition		\$4,750,000	\$3,191,088	\$1,646,118	-\$87,206	102%
Printing		\$14,950	\$7,244	\$0	\$7,706	48%
Other Purch'd Svcs		\$323,352	\$232,108	\$7,755	\$83,489	74%
<b>Purchased Other Services</b>	<b>Total</b>	<b>\$11,853,859</b>	<b>\$5,872,740</b>	<b>\$5,773,188</b>	<b>\$207,931</b>	<b>98%</b>
<b><u>Supplies</u></b>	<b><u>600</u></b>					
Supplies-Teaching		\$601,227	\$299,537	\$69,581	\$232,109	61%
Supplies-Office		\$101,550	\$57,619	\$19,828	\$24,103	76%
Supplies-Custodial		\$175,000	\$119,664	\$74,994	-\$19,658	111%
Supplies-Maintenance		\$284,000	\$114,337	\$56,498	\$113,164	60%
Text & Workbooks		\$407,266	\$161,324	\$15,778	\$230,164	43%
Subscriptions		\$315,545	\$279,872	\$4,101	\$31,573	90%
Testing Materials		\$134,600	\$73,311	\$22,919	\$38,370	71%
Books & A/V		\$44,040	\$22,134	\$9,034	\$12,872	71%
Software		\$119,000	\$131,400	\$3,298	-\$15,698	113%
Energy		\$435,000	\$197,660	\$237,340	\$0	100%
Other Supplies		\$31,650	\$13,126	\$8,923	\$9,600	70%

**Trumbull Board of Education Expense vs Budget Summary**  
**Report for the Period Ended 1/31/2022**

<u>Object Description</u>	<u>Code</u>	<u>Revised</u>	<u>Expended</u>	<u>Committed/ Estimates</u>	<u>Available/ (Over)</u>	<u>% Spent or Committed</u>
Supplies	Total	\$2,648,878	\$1,469,984	\$522,293	\$656,601	75%
<b><u>Property</u></b>	<b><u>700</u></b>					
Office Equipment		\$850	\$0	\$0	\$850	0%
Office Furniture		\$1,200	\$1,620	\$0	-\$420	135%
Classroom Equipment		\$409,131	\$277,474	\$27,157	\$104,499	74%
Classroom Furniture		\$11,500	\$5,813	\$3,520	\$2,167	81%
Bldg Equipment		\$148,492	\$141,305	\$134,705	-\$127,518	186%
Bldg Improvements		\$158,489	\$92,596	\$26,110	\$39,784	75%
Other Equipment		\$3,500	\$676	\$0	\$2,824	19%
Property	Total	\$733,162	\$519,484	\$191,492	\$22,186	97%
<b><u>Debt Service &amp; Miscellaneous</u></b>	<b><u>800</u></b>					
Dues, Fees and Memberships		\$876,621	\$558,488	\$325,111	-\$6,978	101%
Other Objects		\$1,000	\$0	\$0	\$1,000	0%
Miscellaneous	Total	\$877,621	\$558,488	\$325,111	-\$5,978	101%
<b><u>Other Objects</u></b>	<b><u>917</u></b>					
Other-Ant Surpl/Excess Cst		\$0	\$0	\$0	\$0	#DIV/0!
Other Objects	Total	\$0	\$0	\$0	\$0	#DIV/0!
<b>Munis Report Total</b>		<b>\$112,296,658</b>	<b>\$55,386,179</b>	<b>\$55,501,144</b>	<b>\$1,409,335</b>	<b>99%</b>

Trumbull Board of Education Expense vs Budget Detail  
Report for the Period Ended 1/31/2022

Account #	Account Description	Budget			Expended	Committed/	Available/
		Original	Transfers	Revised		Estimates	(Over)
Salaries							
Admin/Supervisors							
01011000-51113	TECEC-Admin-Admin Salaries	\$121,360	\$0	\$121,360	\$74,683.04	\$46,677	\$0
01011200-51114	PPS-Admin-Director/Coordinator	\$309,071	\$0	\$309,071	\$190,197.28	\$118,873	\$0
01402320-51114	Asst Super-Admin-Asst Superintendent	\$130,000	\$0	\$130,000	\$58,000.00	\$50,000	\$22,000
01412210-51113	D/W-Elem Asst Principal	\$0	\$0	\$0	\$0.00	\$0	\$0
01412210-51114	Curr Dir-Admin-Director	\$193,000	\$0	\$193,000	\$121,353.92	\$75,846	(\$4,200)
01422520-51125	Tech-Admin-Manager	\$132,575	\$0	\$132,575	\$83,216.64	\$52,010	(\$2,652)
01512400-51113	BHES-Admin-Principal	\$178,449	\$0	\$178,449	\$109,814.72	\$68,634	\$0
01522400-51113	FTES-Admin-Principal/Asst Principal	\$178,449	\$0	\$178,449	\$109,814.72	\$68,634	\$0
01532400-51113	DFES-Admin-Princiapl	\$178,449	\$0	\$178,449	\$109,814.72	\$68,634	\$0
01542400-51113	MBES-Admin-Principal	\$178,449	\$0	\$178,449	\$109,814.72	\$68,634	\$0
01552400-51113	JRES-Admin-Principal	\$162,865	\$0	\$162,865	\$100,224.64	\$62,640	(\$0)
01582400-51113	TSES-Admin-Principal	\$178,449	\$0	\$178,449	\$109,814.72	\$68,634	\$0
01612400-51113	HMS-Admin-Principal/Asst Principal	\$335,544	\$0	\$335,544	\$206,488.64	\$129,055	(\$0)
01622400-51113	MMS-Admin-Principal/Asst Principal	\$343,331	\$0	\$343,331	\$211,280.64	\$132,050	(\$0)
01711006-51114	THS-Ag Science-Director	\$77,124	\$0	\$77,124	\$48,687.36	\$30,430	(\$1,993)
01711019-51114	Sports-Sports General-Director	\$164,882	\$0	\$164,882	\$101,465.92	\$63,416	(\$0)
01712400-51113	THS-Admin-Principals	\$842,283	\$0	\$842,283	\$518,327.84	\$323,955	\$0
01741200-51113	Continuing Ed-Admin-Administrator	\$0	\$0	\$0	(\$36.99)	\$0	\$37
01822230-51125	Facilities-Admin-Director/Managers	\$242,997	\$0	\$242,997	\$131,927.36	\$94,330	\$16,740
01822230-51141	Facilities-Admin-Manager OT	\$0	\$0	\$0	\$0.00	\$0	\$0
01882700-51125	Trans-Admin-Manager	\$67,969	\$0	\$67,969	\$45,001.11	\$28,126	(\$5,158)
01902320-51115	Super-Admin-Superintendent	\$248,750	\$0	\$248,750	\$161,648.60	\$101,030	(\$13,929)
01912520-51113	Bus Off-Admin-Business Administrator	\$169,500	\$0	\$169,500	\$106,393.92	\$66,496	(\$3,390)
01912520-51129	Bus Off-Admin-Acctg Manager	\$85,182	\$0	\$85,182	\$53,467.81	\$33,417	(\$1,703)
01922530-51125	Asst Super-Dir Digital Learning	\$153,767	\$0	\$153,767	\$94,625.92	\$59,141	(\$0)
	Admin/Supervisors Total	\$4,672,445	\$0	\$4,672,445	\$2,856,027.25	\$1,810,665	\$5,753
Teachers							
01011000-51110	TECEC-Classroom-Teachers	\$662,244	\$0	\$662,244	\$272,762.32	\$368,783	\$20,699
01011200-51118	PPS-L/W-Curriculum Writing	\$20,000	\$0	\$20,000	\$52.64	\$0	\$19,947
01011200-51119	PPS-L/W-Teacher Xtra Time	\$24,000	\$0	\$24,000	\$20,346.96	\$0	\$3,653
01021201-51119	PPS-After School-Teacher Salaries	\$0	\$0	\$0	\$0.00	\$0	\$0
01062140-51111	PPS-L/W-Psychologists	\$1,989,018	\$0	\$1,989,018	\$862,539.08	\$1,115,184	\$11,295
01072110-51111	PPS-L/W-Social Workers	\$1,285,959	\$0	\$1,285,959	\$496,005.04	\$654,353	\$135,601
01082150-51111	PPS-L/W-Speech & Language	\$1,358,551	\$0	\$1,358,551	\$586,221.59	\$739,797	\$32,533
01121200-51111	TECEC-Classroom-Specialists	\$110,000	\$0	\$110,000	\$78,219.65	\$74,203	(\$42,422)
01161200-51110	PPS-SPED-Elementary Teachers	\$1,822,829	\$0	\$1,822,829	\$822,740.32	\$1,025,413	(\$25,324)
01231200-51110	PPS-SPED-Middle School Teachers	\$1,262,530	\$0	\$1,262,530	\$570,996.40	\$787,440	(\$95,906)
01331200-51110	PPS-SPED-THS Teachers	\$1,973,517	\$0	\$1,973,517	\$860,158.39	\$1,143,411	(\$30,052)
01371200-51118	PPS-ESY-Teacher salaries	\$133,000	\$0	\$133,000	\$146,973.72	\$0	(\$13,974)
01402210-51110	Curr Dir-D/W-ELL Teachers	\$586,408	\$0	\$586,408	\$249,331.63	\$305,093	\$31,983
01402320-51116	Asst Super-Admin-Teacher Stipends	\$0	\$0	\$0	\$0.00	\$0	\$0
01402320-51118	Asst Super-L/W-Prof Devt Prep	\$0	\$0	\$0	\$0.00	\$0	\$0
01402320-51200	Asst Super-Admin-Teacher Mentors	\$5,000	\$0	\$5,000	\$0.00	\$0	\$5,000
01411250-51110	Curr Dir-D/W-TAG Teachers	\$114,478	\$0	\$114,478	\$48,433.00	\$66,045	\$0
01412210-51111	Curr Dir-D/W-Program Leaders	\$378,442	\$0	\$378,442	\$180,172.27	\$198,270	\$0
01412210-51117	Curr Dir-D/W-Teacher Training	\$50,000	\$0	\$50,000	\$9,234.86	\$40,765	\$0
01412210-51118	Curr Dir-D/W-Prof Devt Prep	\$30,000	\$0	\$30,000	\$23,682.21	\$0	\$6,318
01412210-51119	Curr Dir-Admin-Curriculum Writing	\$80,104	\$0	\$80,104	\$37,810.73	\$0	\$42,293
01511001-51110	BHES-Classroom-Teachers	\$2,167,873	\$0	\$2,167,873	\$938,971.44	\$1,262,642	(\$33,741)
01511002-51110	BHES-Classroom-Specialists	\$394,182	\$0	\$394,182	\$232,878.07	\$328,443	(\$167,139)
01512220-51110	BHES Library-Teachers-Salaries	\$93,385	\$0	\$93,385	\$39,509.03	\$53,876	\$0
01521001-51110	FTES-Classroom-Teachers	\$2,585,110	\$0	\$2,585,110	\$1,027,068.24	\$1,303,361	\$254,681
01521002-51110	FTES-Classroom-Specialists	\$889,845	\$0	\$889,845	\$389,660.93	\$491,194	\$8,990
01522220-51110	FTES Library-Teachers-Salaries	\$105,496	\$0	\$105,496	\$44,632.94	\$60,863	(\$0)
01531001-51110	DFES-Classroom-Teachers	\$2,402,500	\$0	\$2,402,500	\$967,817.29	\$1,319,751	\$114,932
01531002-51110	DFES-Classroom-Specialists	\$551,263	\$0	\$551,263	\$278,213.45	\$319,949	(\$46,899)
01532220-51110	DFES Library-Teachers-Salaries	\$80,442	\$0	\$80,442	\$34,033.12	\$46,409	\$0
01541001-51110	MBES-Classroom-Teachers	\$2,402,936	\$0	\$2,402,936	\$999,379.40	\$1,322,360	\$81,196
01541002-51110	MBES-Classroom-Specialists	\$812,223	\$0	\$812,223	\$355,677.52	\$437,687	\$18,859
01542220-51110	MBES Library-Teachers-Salaries	\$114,478	\$0	\$114,478	\$48,433.00	\$66,045	\$0
01551001-51110	JRES-Classroom-Teachers	\$1,957,727	\$0	\$1,957,727	\$817,735.22	\$1,084,607	\$55,384
01551002-51110	JRES-Classroom-Specialists	\$477,992	\$0	\$477,992	\$263,056.69	\$305,304	(\$90,369)
01552220-51110	JRES Library-Teachers-Salaries	\$114,478	\$0	\$114,478	\$48,433.00	\$66,045	\$0
01581001-51110	TES-Classroom-Teachers	\$1,798,582	\$0	\$1,798,582	\$759,574.75	\$995,979	\$43,028
01581002-51110	TES-Classroom-Specialists	\$420,582	\$0	\$420,582	\$246,834.94	\$306,937	(\$133,190)
01582220-51110	TES Library-Teachers-Salaries	\$88,060	\$0	\$88,060	\$37,256.12	\$50,804	\$0

Trumbull Board of Education Expense vs Budget Detail  
Report for the Period Ended 1/31/2022

Account #	Account Description	Budget			Expended	Committed/ Estimates	Available/ (Over)
		Original	Transfers	Revised			
01611001-51110	HMS-Classroom-Teacher Salaries	\$3,969,616	\$0	\$3,969,616	\$1,582,869.77	\$2,115,991	\$270,755
01611016-51110	HMS-Music-Teacher Salaries	\$337,268	\$0	\$337,268	\$149,245.14	\$178,398	\$9,625
01611019-51110	HMS-PE/Health-Teacher Salaries	\$390,096	\$0	\$390,096	\$173,658.54	\$216,437	\$1
01612120-51110	HMS-Guidance-Teacher Salaries	\$286,244	\$0	\$286,244	\$128,678.74	\$157,565	\$0
01612220-51110	HMS-Library-Teacher Salaries	\$99,033	\$0	\$99,033	\$41,898.56	\$57,134	\$0
01612400-51110	HMS-Admin-Teacher Xtra days	\$0	\$0	\$0	\$0.00	\$0	\$0
01621001-51110	MMS-Classroom-Teacher Salaries	\$4,239,485	\$0	\$4,239,485	\$1,833,969.74	\$2,327,038	\$78,477
01621016-51110	MMS-Music-Teacher Salaries	\$318,661	\$0	\$318,661	\$136,071.32	\$160,434	\$22,156
01621019-51110	MMS-PE/Health-Teacher Salaries	\$399,307	\$0	\$399,307	\$193,697.23	\$211,758	(\$6,148)
01622120-51110	MMS-Guidance-Teacher Salaries	\$317,719	\$0	\$317,719	\$141,995.12	\$175,724	\$0
01622220-51110	MMS-Library-Teacher Salaries	\$104,176	\$0	\$104,176	\$44,074.47	\$60,102	(\$0)
01622400-51110	MMS-Admin-Teacher Xtra days	\$2,366	\$0	\$2,366	\$0.00	\$0	\$2,366
01711001-51110	THS-Classroom-Teacher Salaries	\$11,004,604	\$0	\$11,004,604	\$4,754,462.07	\$6,180,019	\$70,123
01711003-51110	THS-Admin-Detention Duty	\$3,000	\$0	\$3,000	\$2,184.00	\$0	\$816
01711006-51110	THS-Ag Science-Teachers Salaries	\$590,970	\$0	\$590,970	\$285,955.30	\$305,014	\$1
01711016-51110	THS-Music-Teacher Salaries	\$458,728	\$0	\$458,728	\$114,608.89	\$132,470	\$211,649
01711019-51110	THS-PE/Health-Teacher Salaries	\$854,514	\$0	\$854,514	\$359,694.52	\$484,524	\$10,296
01711022-51110	THS-Alternate School-Teachers Salaries	\$398,956	\$0	\$398,956	\$169,031.78	\$226,917	\$3,008
01711028-51110	THS-Admin-Teacher Xtra Tme	\$0	\$0	\$0	\$0.00	\$0	\$0
01712120-51110	THS-Guidance-Teacher Salaries	\$1,318,017	\$0	\$1,318,017	\$610,059.09	\$707,958	(\$0)
01712220-51110	THS-Library-Teacher Salaries	\$85,513	\$0	\$85,513	\$37,331.89	\$50,907	(\$2,726)
01802320-51119	Super-Personnel-Teacher Xtra Time	\$11,998	\$0	\$11,998	\$2,690.26	\$0	\$9,308
01912520-51196	D/W-Admin-Retirement/LOA Savings	\$0	\$0	\$0	\$0.00	\$0	\$0
01912520-51197	D/W-Admin-Degree Changes	\$70,000	\$0	\$70,000	\$0.00	\$0	\$70,000
<b>Teachers Total</b>		<b>\$54,603,505</b>	<b>\$0</b>	<b>\$54,603,505</b>	<b>\$23,557,022.39</b>	<b>\$30,089,400</b>	<b>\$957,083</b>
<b><u>Custodians/Maintenance</u></b>							
01842610-51140	Facilities-Custodial-Salaries	\$2,719,708	\$0	\$2,719,708	\$1,441,657.00	\$1,304,140	(\$26,089)
01842610-51141	Facilities-Custodial-Custodial OT	\$51,410	\$0	\$51,410	\$94,983.59	\$0	(\$43,574)
01842610-51142	Facilities-Custodial-School OT	\$74,545	\$0	\$74,545	\$68,008.68	\$0	\$6,536
01842610-51143	Facilities-Snow Removal-Salaries	\$20,000	\$0	\$20,000	\$10,028.67	\$0	\$9,971
01842610-51145	Facilities-Custodial- Custodial Support	\$6,698	\$0	\$6,698	\$4,143.75	\$0	\$2,554
01842610-51149	Facilities-Custodial-Custodial Night Diff	\$6,820	\$0	\$6,820	\$4,246.72	\$0	\$2,573
01852620-51140	Facilities-Maintenance-Salaries	\$769,057	\$0	\$769,057	\$443,611.62	\$341,698	(\$16,253)
01852620-51141	Facilities-Maintenance-Maint OT	\$22,848	\$0	\$22,848	\$14,084.53	\$0	\$8,763
01852620-51142	Facilities-Maintenance-Security Checks	\$574	\$0	\$574	\$430.43	\$0	\$144
01852620-51145	Facilities-Maintenance-Summer Help	\$41,000	\$0	\$41,000	\$31,673.25	\$0	\$9,327
<b>Custodians/Maintenance Total</b>		<b>\$3,712,660</b>	<b>\$0</b>	<b>\$3,712,660</b>	<b>\$2,112,868.24</b>	<b>\$1,645,838</b>	<b>(\$46,046)</b>
<b><u>Tech Support</u></b>							
01422220-51124	Tech-Dist A/V/Ch 17-Technician	\$39,698	\$0	\$39,698	\$0.00	\$0	\$39,698
01422520-51129	Tech-Admin-Other Technical	\$479,714	\$0	\$479,714	\$294,665.45	\$187,013	(\$1,964)
01422520-51141	Tech-Admin-Xtra Time/Help	\$15,000	\$0	\$15,000	\$8,393.60	\$0	\$6,606
<b>Tech Support Total</b>		<b>\$534,412</b>	<b>\$0</b>	<b>\$534,412</b>	<b>\$303,059.05</b>	<b>\$187,013</b>	<b>\$44,340</b>
<b><u>Administrative Support</u></b>							
01011000-51130	TECEC-Admin-Secy 12 Mth	\$0	\$0	\$0	\$0.00	\$0	\$0
01011000-51131	TECEC-Admin-Secy 10 Mth	\$48,862	\$0	\$48,862	\$22,551.85	\$26,310	(\$0)
01011000-51135	TECEC-Admin-Clerical Xtra Time	\$0	\$0	\$0	\$117.19	\$0	(\$117)
01011200-51130	PPS-Admin-Secy 12 Mth	\$121,107	\$0	\$121,107	\$61,954.08	\$37,947	\$21,206
01011200-51135	PPS-Admin-Clerical Xtra Time	\$0	\$0	\$0	\$857.61	\$0	(\$858)
01402320-51130	Asst Super-Admin-Secy 12 Mth	\$70,660	\$0	\$70,660	\$44,698.56	\$27,562	(\$1,600)
01402320-51135	Asst Super-Admin-Clerical Xtra Time	\$0	\$0	\$0	\$12.69	\$0	(\$13)
01412210-51130	Curr Dir-Admin-Secy 12 Mth	\$56,607	\$0	\$56,607	\$34,835.21	\$21,772	(\$0)
01412210-51135	Curr Dir-Admin-Clerical Xtra Time	\$0	\$0	\$0	\$464.70	\$0	(\$465)
01422520-51130	Tech-Admin-Secy 12 Mth	\$61,786	\$0	\$61,786	\$26,626.50	\$18,801	\$16,359
01512400-51130	BHES-Admin-Secy 12 Mth	\$61,786	\$0	\$61,786	\$38,021.92	\$23,764	\$0
01512400-51131	BHES-Admin-Secy 10 Mth	\$39,149	\$0	\$39,149	\$18,068.82	\$21,080	(\$0)
01512400-51135	BHES-Admin-Clerical Xtra Time	\$0	\$0	\$0	\$107.28	\$0	(\$107)
01522400-51130	FTES-Admin-Secy 12 Mth	\$61,786	\$0	\$61,786	\$38,471.93	\$23,764	(\$450)
01522400-51131	FTES-Admin-Secy 10 Mth	\$40,070	\$0	\$40,070	\$22,256.44	\$18,214	(\$400)
01522400-51135	FTES-Admin-Clerical Xtra Time	\$0	\$0	\$0	\$635.25	\$0	(\$635)
01532400-51130	DFES-Admin-Secy 12 Mth	\$61,786	\$0	\$61,786	\$38,614.55	\$23,764	(\$592)
01532400-51131	DFES-Admin-Secy 10 Mth	\$40,072	\$0	\$40,072	\$18,154.02	\$21,180	\$738
01532400-51135	DFES-Admin-Clerical Xtra Time	\$0	\$0	\$0	\$671.00	\$0	(\$671)
01542400-51130	MBES-Admin-Secy 12 Mth	\$61,786	\$0	\$61,786	\$25,840.05	\$25,644	\$10,302
01542400-51131	MBES-Admin-Secy 10 Mth	\$39,149	\$0	\$39,149	\$13,308.86	\$16,137	\$9,704
01542400-51135	MBES-Admin-Clerical Xtra Time	\$0	\$0	\$0	\$26.84	\$0	(\$27)
01552400-51130	JRES-Admin-Secy 12 Mth	\$61,786	\$0	\$61,786	\$38,621.94	\$23,764	(\$600)
01552400-51131	JRES-Admin-Secy 10 Mth	\$39,703	\$0	\$39,703	\$18,324.49	\$21,379	(\$0)

Trumbull Board of Education Expense vs Budget Detail  
Report for the Period Ended 1/31/2022

Account #	Account Description	Budget			Expended	Committed/ Estimates	Available/ (Over)
		Original	Transfers	Revised			
01552400-51135	JRES-Admin-Clerical Xtra Time	\$0	\$0	\$0	\$1,261.24	\$0	(\$1,261)
01582400-51130	TES-Admin-Secy 12 Mth	\$61,786	\$0	\$61,786	\$38,271.92	\$23,764	(\$250)
01582400-51131	TES-Admin-Secy 10 Mth	\$36,972	\$0	\$36,972	\$17,063.93	\$19,908	\$0
01582400-51135	TES-Admin-Clerical Xtra Time	\$0	\$0	\$0	\$6.71	\$0	(\$7)
01612120-51131	HMS-Guidance-Secy 10 Mth	\$48,862	\$0	\$48,862	\$22,388.47	\$26,310	\$163
01612120-51135	HMS-Guidance-Clerical Xtra Time	\$0	\$0	\$0	\$53.25	\$0	(\$53)
01612400-51130	HMS-Admin-Secy 12 Mth	\$61,786	\$0	\$61,786	\$38,021.94	\$23,764	\$0
01612400-51131	HMS-Admin-Secy 10 Mth	\$39,100	\$0	\$39,100	\$18,649.04	\$21,771	(\$1,320)
01612400-51135	HMS-Admin-Clerical Xtra Time	\$0	\$0	\$0	\$552.12	\$0	(\$552)
01622120-51131	MMS-Guidance-Secy 10 Mth	\$49,320	\$0	\$49,320	\$22,692.26	\$26,557	\$71
01622120-51135	MMS-Guidance-Clerical Xtra Time	\$0	\$0	\$0	\$95.88	\$0	(\$96)
01622400-51130	MMS-Admin-Secy 12 Mth	\$61,786	\$0	\$61,786	\$38,492.34	\$23,764	(\$470)
01622400-51131	MMS-Admin-Secy 10 Mth	\$48,862	\$0	\$48,862	\$22,551.84	\$26,310	(\$0)
01622400-51135	MMS-Admin-Clerical Xtra Time	\$0	\$0	\$0	\$44.49	\$0	(\$44)
01711006-51131	THS-Ag Science-Secy 10 Mths	\$36,992	\$0	\$36,992	\$17,323.29	\$19,919	(\$250)
01711006-51135	THS-Ag Science-Secy Xtra Time	\$492	\$0	\$492	\$255.69	\$0	\$236
01711022-51131	THS-Alternate School-Secy 10 Mths	\$0	\$0	\$0	\$0.00	\$0	\$0
01712120-51130	THS-Guidance-Secy 12 Mths	\$177,966	\$0	\$177,966	\$109,807.29	\$68,448	(\$290)
01712120-51135	THS-Guidance-Clerical Xtra Time	\$0	\$0	\$0	\$31.95	\$0	(\$32)
01712220-51130	THS-Library-Secy 12 Mths	\$0	\$0	\$0	\$10,165.41	\$11,674	(\$21,839)
01712220-51131	THS-Library-Secy 10 Mths	\$25,682	\$0	\$25,682	\$4,343.03	\$23,347	(\$2,008)
01712220-51135	THS-Library-Clerical Xtra Time	\$0	\$0	\$0	\$7.10	\$0	(\$7)
01712400-51130	THS-Admin-Secy 12 Mth	\$121,107	\$0	\$121,107	\$62,102.14	\$41,825	\$17,179
01712400-51131	THS-Admin-Secy 10 Mth	\$146,365	\$0	\$146,365	\$71,942.00	\$74,673	(\$250)
01712400-51135	THS-Admin-Clerical Xtra Time	\$239	\$0	\$239	\$632.10	\$0	(\$393)
01713201-51131	Sports-Sports General-Secy 10 Mths	\$49,320	\$0	\$49,320	\$26,677.53	\$22,418	\$224
01713201-51135	Sports-Sports Gen-Clerical Xtra Time	\$3,135	\$0	\$3,135	\$1,681.10	\$0	\$1,454
01741200-51130	Continuing Ed-Admin-Secy	\$0	\$0	\$0	\$0.00	\$0	\$0
01802320-51115	Super-Personnel-Support Staff	\$165,629	\$0	\$165,629	\$104,914.16	\$64,978	(\$4,263)
01802320-51131	Super-Personnel-Support Staff-10 Mth	\$44,529	\$0	\$44,529	\$20,552.04	\$23,977	(\$0)
01802320-51135	Super-Personnel-Clerical Xtra Time	\$1,863	\$0	\$1,863	\$7,948.16	\$0	(\$6,085)
01822230-51130	Facilities-Admin-Secy 12 Mth	\$125,367	\$0	\$125,367	\$77,748.97	\$48,218	(\$600)
01822230-51135	Facilities-Admin-Clerical Xtra Time	\$0	\$0	\$0	\$88.77	\$0	(\$89)
01882700-51130	Trans-Admin-Secy 12 Mth	\$96,886	\$0	\$96,886	\$65,173.75	\$40,734	(\$9,021)
01882700-51131	Trans-Admin-Secy 10 Mth	\$0	\$0	\$0	\$0.00	\$0	\$0
01882700-51135	Trans-Admin-Clerical Xtra Time	\$3,890	\$0	\$3,890	\$3,280.11	\$0	\$610
01902310-51136	Super-BOE-Secy-BOE Mtgs	\$4,500	\$0	\$4,500	\$1,700.00	\$0	\$2,800
01902320-51130	Super-Admin-Support Staff	\$144,306	\$0	\$144,306	\$96,513.42	\$59,765	(\$11,972)
01902320-51135	Super-Admin-Clerical Xtra Time	\$0	\$0	\$0	\$66.91	\$0	(\$67)
01912520-51130	Bus Off-Admin-Support 12 Mth	\$286,467	\$0	\$286,467	\$178,126.73	\$110,378	(\$2,037)
01912520-51135	Bus Off-Admin-Support-Clerical Xtra Time	\$1,500	\$0	\$1,500	\$2,851.85	\$0	(\$1,352)
01922530-51135	Asst Super-Admin-Clerical Xtra Time	\$0	\$0	\$0	\$0.00	\$0	\$0
<b>Administrative Support Total</b>		<b>\$2,710,804</b>	<b>\$0</b>	<b>\$2,710,804</b>	<b>\$1,547,320.71</b>	<b>\$1,153,581</b>	<b>\$9,903</b>
<b>Paras &amp; Aides</b>							
01011000-51120	TECEC-Classroom-Paras	\$178,158	\$0	\$178,158	\$102,882.68	\$79,248	(\$3,973)
01011000-51122	TECEC-Classroom-ABA Paras	\$216,379	\$0	\$216,379	\$121,404.07	\$116,671	(\$21,696)
01011200-51120	PPS-L/W-Instructional Paras	\$1,928,354	\$0	\$1,928,354	\$1,172,860.94	\$1,105,269	(\$349,776)
01011200-51121	PPS-D/W-Para Xtra Time	\$200,000	\$0	\$200,000	\$23,597.36	\$0	\$176,403
01011200-51122	PPS-L/W-ABA Paras	\$1,031,217	\$0	\$1,031,217	\$572,205.16	\$605,400	(\$146,388)
01032130-51128	PPS-L/W-Health Aides	\$79,259	\$0	\$79,259	\$43,508.05	\$41,646	(\$5,895)
01371200-51122	PPS-ESY-ABA Paras	\$80,000	\$0	\$80,000	\$81,992.93	\$0	(\$1,993)
01371200-51128	PPS-ESY-Health Aides	\$7,000	\$0	\$7,000	\$5,165.16	\$0	\$1,835
01371200-51129	PPS-ESY-Para	\$47,000	\$0	\$47,000	\$41,230.06	\$0	\$5,770
01412210-51120	PPS-D/W-Para Training	\$14,250	\$0	\$14,250	\$4,924.56	\$9,325	\$0
01511001-51120	BHES-Classroom-Instructional Aides	\$64,293	\$0	\$64,293	\$13,525.85	\$50,767	\$0
01512400-51120	BHES-Admin-Paras	\$19,315	\$0	\$19,315	\$7,937.98	\$11,377	\$0
01521001-51120	FTES-Classroom-Instructional Aides	\$72,014	\$0	\$72,014	\$11,192.76	\$60,821	\$0
01522400-51120	FTES-Admin-Paras	\$18,278	\$0	\$18,278	\$18,573.99	\$7,893	(\$8,189)
01531001-51120	DFES-Classroom-Instructional Aides	\$54,539	\$0	\$54,539	\$9,400.28	\$45,139	\$0
01532400-51120	DFES-Admin-Paras	\$9,443	\$0	\$9,443	\$9,415.68	\$27	\$0
01541001-51120	MBES-Classroom-Instructional Aides	\$66,429	\$0	\$66,429	\$5,373.79	\$61,055	\$0
01542400-51120	MBES-Admin-Paras	\$9,655	\$0	\$9,655	\$5,235.38	\$4,420	\$0
01551001-51120	JRES-Classroom-Instructional Aides	\$46,984	\$0	\$46,984	\$12,742.97	\$34,241	\$0
01552400-51120	JRES-Admin-Paras	\$10,094	\$0	\$10,094	\$9,960.68	\$133	\$0
01581001-51120	TES-Classroom-Instructional Aides	\$57,299	\$0	\$57,299	\$11,764.11	\$45,535	\$0
01582400-51120	TES-Admin-Paras	\$9,443	\$0	\$9,443	\$8,896.96	\$546	\$0
01612220-51120	HMS-Library-Paras	\$0	\$0	\$0	\$0.00	\$0	\$0
01612400-51120	HMS-Admin-Admin Para	\$11,961	\$0	\$11,961	\$6,569.07	\$5,392	\$0
01622220-51120	MMS-Library-Paras	\$0	\$0	\$0	\$0.00	\$0	\$0
01622400-51120	MMS-Admin-Admin Para	\$12,504	\$0	\$12,504	\$24,567.64	\$16,750	(\$28,814)
01712400-51120	THS-L/W-Paras	\$126,078	\$0	\$126,078	\$40,578.12	\$38,734	\$46,766
<b>Paras &amp; Aides Total</b>		<b>\$4,369,946</b>	<b>\$0</b>	<b>\$4,369,946</b>	<b>\$2,365,506.23</b>	<b>\$2,340,389</b>	<b>(\$335,949)</b>

Trumbull Board of Education Expense vs Budget Detail  
Report for the Period Ended 1/31/2022

Account #	Account Description	Budget			Expended	Committed/ Estimates	Available/ (Over)
		Original	Transfers	Revised			
Substitutes							
01802320-51113	Substitute Administrators	\$0	\$0	\$0	\$61,757.21	\$0	(\$61,757)
01802320-51117	Substitute Teachers	\$708,209	\$0	\$708,209	\$337,885.54	\$370,323	\$0
01802320-51129	Substitute Paraprofessionals	\$88,616	\$0	\$88,616	\$83,633.15	\$4,983	\$0
01802320-51139	Substitute Secretaries	\$14,610	\$0	\$14,610	\$23,726.59	(\$9,117)	\$0
01802320-51140	Substitute Custodians/Maint/Security	\$61,000	\$0	\$61,000	\$23,640.06	\$37,360	\$0
	Substitutes Total	\$872,435	\$0	\$872,435	\$530,642.55	\$403,550	(\$61,757)
Coaches & Advisors							
01613202-51116	HMS-Activities-Advisors	\$35,000	\$0	\$35,000	\$0.00	\$35,000	\$0
01623202-51116	MMS-Activities-Advisors	\$35,000	\$0	\$35,000	\$0.00	\$35,000	\$0
01711016-51116	THS-Music-Directors	\$18,419	\$0	\$18,419	\$0.00	\$18,419	\$0
01713202-51116	THS-Activities-Advisors	\$115,000	\$0	\$115,000	\$7,554.00	\$107,446	\$0
01713201-51116	Sports-Sports General-Coaches	\$491,626	\$0	\$491,626	\$7,780.00	\$305,712	\$178,134
01723301-51116	Sports-Baseball-Coaches	\$0	\$0	\$0	\$0.00	\$0	\$0
01723302-51116	Sports-Basketball-Coaches	\$0	\$0	\$0	\$0.00	\$0	\$0
01723303-51116	Sports-Field Hockey-Coaches	\$0	\$0	\$0	\$17,905.00	\$0	(\$17,905)
01723304-51116	Sports-Football-Coaches	\$0	\$0	\$0	\$46,460.00	\$0	(\$46,460)
01723305-51116	Sports-Ice Hockey-Coaches	\$0	\$0	\$0	\$0.00	\$0	\$0
01723306-51116	Sports-Lacrosse-Coaches	\$0	\$0	\$0	\$0.00	\$0	\$0
01723307-51116	Sports-Soccer-Coaches	\$0	\$0	\$0	\$37,018.00	\$0	(\$37,018)
01723308-51116	Sports-Swimming-Coaches	\$0	\$0	\$0	\$12,994.00	\$0	(\$12,994)
01723309-51116	Sports-Tennis-Coaches	\$0	\$0	\$0	\$0.00	\$0	\$0
01723310-51116	Sports-Indoor Track-Coaches	\$0	\$0	\$0	\$0.00	\$0	\$0
01723311-51116	Sports-Volleyball-Coaches	\$0	\$0	\$0	\$13,598.00	\$0	(\$13,598)
01723312-51116	Sports-Wrestling-Coaches	\$0	\$0	\$0	\$0.00	\$0	\$0
01723313-51116	Sports-Outdoor Track-Coaches	\$0	\$0	\$0	\$0.00	\$0	\$0
01723314-51116	Sports-Softball-Coaches	\$0	\$0	\$0	\$0.00	\$0	\$0
01723315-51116	Sports-Gymnastics-Coaches	\$0	\$0	\$0	\$0.00	\$0	\$0
01723316-51116	Sports-Golf-Coaches	\$0	\$0	\$0	\$3,069.00	\$0	(\$3,069)
01723317-51116	Sports-Cross Country-Coaches	\$0	\$0	\$0	\$27,196.00	\$0	(\$27,196)
01723318-51116	Sports-Cheerleading-Coaches	\$0	\$0	\$0	\$11,493.00	\$0	(\$11,493)
01723319-51116	Sports-Weight Training-Coaches	\$0	\$0	\$0	\$8,401.00	\$0	(\$8,401)
	Coaches Total	\$491,626	\$0	\$491,626	\$185,914.00	\$305,712	\$0
	Coaches & Advisors Total	\$695,045	\$0	\$695,045	\$193,468.00	\$501,577	\$0
Salaries Other							
01011201-51117	PPS-L/W-Tutors Homebound	\$105,738	\$0	\$105,738	\$11,530.83	\$94,207	\$0
01011203-51117	PPS-L/W-Tutors Tutorial	\$61,684	\$0	\$61,684	\$17,559.36	\$44,125	\$0
01011204-51117	PPS-L/W-Tutors Expulsions	\$12,668	\$0	\$12,668	\$0.00	\$12,668	\$0
01032130-51123	PPS-L/W-OT/PT Therapists	\$506,579	\$0	\$506,579	\$231,157.36	\$316,199	(\$40,777)
01331200-51126	PPS-SPED-Work Experience	\$5,500	\$0	\$5,500	\$3,402.68	\$0	\$2,097
01401201-51117	Asst Super-L/W-Tutors Homebound	\$0	\$0	\$0	\$1,396.38	\$0	(\$1,396)
01401203-51117	Asst Super-L/W-Tutors Tutorial	\$0	\$0	\$0	\$2,598.96	\$0	(\$2,599)
01401204-51117	Asst Super-L/W-Tutors Expulsions	\$0	\$0	\$0	\$0.00	\$0	\$0
01412210-51129	Curr Dir-D/W-Other Non-Certified	\$72,978	\$0	\$72,978	\$45,808.81	\$28,631	(\$1,461)
01512400-51121	BHES-Admin-Lunch Aides	\$0	\$0	\$0	\$0.00	\$0	\$0
01522400-51121	FTES-Admin-Lunch Aides	\$0	\$0	\$0	\$0.00	\$0	\$0
01532400-51121	DFES-Admin-Lunch Aides	\$0	\$0	\$0	\$0.00	\$0	\$0
01542400-51121	MBES-Admin-Lunch Aides	\$0	\$0	\$0	\$0.00	\$0	\$0
01552400-51121	JRES-Admin-Lunch Aides	\$0	\$0	\$0	\$0.00	\$0	\$0
01582400-51121	TES-Admin-Lunch Aides	\$0	\$0	\$0	\$0.00	\$0	\$0
01711006-51129	THS-Ag Science-Misc Salaries	\$8,500	\$0	\$8,500	\$1,950.33	\$0	\$6,550
01741200-51110	Continuiong Ed-Classroom Instructors	\$0	\$0	\$0	\$0.00	\$0	\$0
01822230-51127	Facilities-D/W-Security Guards	\$691,118	\$0	\$691,118	\$341,985.43	\$336,695	\$12,437
01822230-51128	Facilities-D/W-Security Guards OT	\$70,000	\$0	\$70,000	\$31,773.61	\$0	\$38,226
01882700-51150	Bus Monitors	\$0	\$0	\$0	\$0.00	\$0	\$0
01922530-51129	Asst Super-Info Svcs-Oth Non-Certified	\$50,000	\$0	\$50,000	\$43,174.72	\$26,984	(\$20,159)
	Salaries Other	\$1,584,765	\$0	\$1,584,765	\$732,338.47	\$859,508	(\$7,082)
Misc Salary Items							
01912520-51198	D/W-Admin-Retiree Payments	\$283,668	\$0	\$283,668	\$200,843.16	\$0	\$82,825
01912520-51199	D/W-Admin-Reserve For Negotiations	\$25,000	\$0	\$25,000	\$0.00	\$0	\$25,000
	Misc Salary Items Total	\$308,668	\$0	\$308,668	\$200,843.16	\$0	\$107,825
	Salaries Total	\$74,064,685	\$0	\$74,064,685	\$34,399,096.05	\$38,991,520	\$674,069

Trumbull Board of Education Expense vs Budget Detail  
Report for the Period Ended 1/31/2022

Account #	Account Description	Budget			Expended	Committed/ Estimates	Available/ (Over)
		Original	Transfers	Revised			
<b>Employee Benefits</b>							
<b>Health Insurance</b>							
01912520-52002	Benefits-Health & Dental	\$16,201,647	\$0	\$16,201,647	\$11,928,967	\$8,711,033	(\$4,438,353)
01912520-52011	Benefits-Health Premium Share - Medical	\$0	\$0	\$0	(\$2,415,609)	(\$1,782,156)	\$4,197,765
01912520-52012	Benefits-Health Premium Share - Dental	\$0	\$0	\$0	(\$163,050)	(\$90,641)	\$253,691
	<b>Health Insurance Total</b>	<b>\$16,201,647</b>	<b>\$0</b>	<b>\$16,201,647</b>	<b>\$9,350,309</b>	<b>\$6,838,236</b>	<b>\$13,103</b>
<b>FICA</b>							
01912520-52001	Benefits-FICA	\$1,882,323	\$0	\$1,882,323	\$940,310	\$942,013	\$0
	<b>FICA</b>	<b>\$1,882,323</b>	<b>\$0</b>	<b>\$1,882,323</b>	<b>\$940,310</b>	<b>\$942,013</b>	<b>\$0</b>
<b>Other Insurance</b>							
01912520-52003	D/W-Admin-Medical Waiver	\$200,983	\$0	\$200,983	\$99,740	\$101,306	(\$63)
01912520-52004	Benefits-Disability Insurance	\$20,403	\$0	\$20,403	\$11,490	\$8,850	\$63
01912520-52005	Benefits-Life Insurance	\$115,115	\$0	\$115,115	\$61,630	\$46,936	\$6,548
	<b>Other Insurance Total</b>	<b>\$336,501</b>	<b>\$0</b>	<b>\$336,501</b>	<b>\$172,860</b>	<b>\$157,092</b>	<b>\$6,549</b>
<b>Unemployment</b>							
01912520-52006	D/W-Admin-Unemployment	\$130,000	\$0	\$130,000	\$17,746	\$112,253	\$1
	<b>Unemployment Total</b>	<b>\$130,000</b>	<b>\$0</b>	<b>\$130,000</b>	<b>\$17,746</b>	<b>\$112,253</b>	<b>\$1</b>
<b>Benefits Other</b>							
01912520-52008	Benefits-Administrative Fees	\$18,821	\$0	\$18,821	\$8,570	\$4,282	\$5,969
01912520-52010	Benefits-TBOE 401a Contribution	\$174,774	\$0	\$174,774	\$120,072	\$54,702	\$0
	<b>Benefits Other Total</b>	<b>\$193,595</b>	<b>\$0</b>	<b>\$193,595</b>	<b>\$128,642</b>	<b>\$58,984</b>	<b>\$5,969</b>
	<b>Employee Benefits Total</b>	<b>\$18,744,066</b>	<b>\$0</b>	<b>\$18,744,066</b>	<b>\$10,609,868</b>	<b>\$8,108,577</b>	<b>\$25,621</b>
<b>Purchased Professional Services</b>							
<b>Legal</b>							
01011200-53308	PPS-Admin-Legal SPED	\$140,000	\$0	\$140,000	\$41,178	\$98,822	\$0
01902310-53308	Super-BOE-Legal-Reg Ed	\$120,000	\$0	\$120,000	\$32,797	\$78,103	\$9,100
	<b>Legal Total</b>	<b>\$260,000</b>	<b>\$0</b>	<b>\$260,000</b>	<b>\$73,975</b>	<b>\$176,925</b>	<b>\$9,100</b>
<b>Service Contracts</b>							
01011200-53300	PPS-Admin-Prof Purch'd Services	\$69,525	\$0	\$69,525	\$59,382	\$0	\$10,143
01052130-53305	PPS-Health Services-Service Contracts	\$55,000	\$0	\$55,000	\$23,353	\$57,921	(\$26,274)
01422520-53305	Tech-Admin-Maintenance Contracts	\$31,000	\$0	\$31,000	\$16,720	\$12,722	\$1,559
01882700-53303	Trans-Admin-Software Support	\$7,000	\$0	\$7,000	\$7,411	\$0	(\$411)
01922530-53301	Bus off-Admin-Prof Purch'd Svcs	\$80,000	\$0	\$80,000	\$80,117	\$0	(\$117)
01922530-53302	Asst Super-Info Svcs-Dbase Students	\$172,562	\$0	\$172,562	\$170,713	\$0	\$1,849
	<b>Service Contracts Total</b>	<b>\$415,087</b>	<b>\$0</b>	<b>\$415,087</b>	<b>\$357,696</b>	<b>\$70,643</b>	<b>(\$13,252)</b>
<b>Consultants</b>							
01011200-53230	PPS-L/W-Consultants	\$225,000	\$0	\$225,000	\$177,935	\$255,212	(\$208,147)
	<b>Consultants Total</b>	<b>\$225,000</b>	<b>\$0</b>	<b>\$225,000</b>	<b>\$177,935</b>	<b>\$255,212</b>	<b>(\$208,147)</b>
<b>Other Professional Services</b>							
01011000-53301	PPS-Police Services	\$0	\$0	\$0	\$0	\$0	\$0
01412210-53300	Curr Dir-D/W-Other Professional Svcs	\$19,000	\$0	\$19,000	\$3,330	\$0	\$15,670
01422214-53300	Tech-L/W-Other Professional Svcs	\$4,800	\$0	\$4,800	\$685	\$371	\$3,744
01422220-53300	Tech-Dist AV/Ch17-Other Prof Svcs	\$4,100	\$0	\$4,100	\$0	\$0	\$4,100
01422520-53300	Tech-Admin-Other Professional Svcs	\$10,600	\$0	\$10,600	\$6,404	\$0	\$4,196
01512400-53301	BH-Police Services	\$0	\$0	\$0	\$0	\$0	\$0
01522400-53301	FT-Police Services	\$0	\$0	\$0	\$0	\$0	\$0
01532400-53301	DF-Police Services	\$0	\$0	\$0	\$0	\$0	\$0
01542400-53301	MB-Police Services	\$0	\$0	\$0	\$0	\$0	\$0
01552400-53301	JR-Police Services	\$0	\$0	\$0	\$0	\$0	\$0
01582400-53301	TA-Police Services	\$0	\$0	\$0	\$0	\$0	\$0
01613202-53301	HMS-Activities-Police	\$700	\$0	\$700	\$296	\$0	\$404
01623202-53301	MMS-Activities-Police	\$700	\$0	\$700	\$296	\$0	\$404
01711016-53300	THS-Music-Other Professional Svcs	\$43,500	\$0	\$43,500	\$28,565	\$0	\$14,935



Trumbull Board of Education Expense vs Budget Detail  
Report for the Period Ended 1/31/2022

Account #	Account Description	Budget			Expended	Committed/ Estimates	Available/ (Over)
		Original	Transfers	Revised			
01712120-53220	THS-Guidance-Career Guidance	\$1,000	\$0	\$1,000	\$214	(\$0)	\$786
01712400-53301	THS-Admin-Police Services	\$65,000	\$0	\$65,000	\$49,173	\$15,827	\$0
01741200-53300	Continuing Ed-Admin-In Service	\$0	\$0	\$0	\$0	\$0	\$0
01852647-53300	Facilities-Bldg Improvement-Oth Prof Svcs	\$7,000	\$0	\$7,000	\$3,000	\$3,600	\$400
01882700-53300	Transportation-Professional Svcs	\$0	\$0	\$0	\$0	\$0	\$0
01902310-53300	Super-BOE-Professional Services	\$24,000	\$0	\$24,000	\$22,433	\$1,405	\$162
01912520-53300	Bus Off-Admin-Professional Svcs	\$500	\$0	\$500	\$0	\$0	\$500
01912520-53310	Bus Off-Admin-Athletic Insurance	\$90,000	\$0	\$90,000	\$92,602	\$0	(\$2,602)
01713201-53300	Sports-Sports General-Purch'd Svcs	\$189,000	\$0	\$189,000	\$63,037	\$91,470	\$34,493
01723301-53300	Sports-Baseball-Purch'd Svcs	\$0	\$0	\$0	\$0	\$0	\$0
01723302-53300	Sports-Basketball-Purch'd Svcs	\$0	\$0	\$0	\$0	\$0	\$0
01723304-53300	Sports-Field Hockey-Purch'd Svcs	\$0	\$0	\$0	\$0	\$0	\$0
01723304-53300	Sports-Football-Purch'd Svcs	\$0	\$0	\$0	\$0	\$0	\$0
01723305-53300	Sports-Ice Hockey-Purch'd Svcs	\$0	\$0	\$0	\$0	\$0	\$0
01723306-53300	Sports-Lacrosse-Purch'd Svcs	\$0	\$0	\$0	\$0	\$0	\$0
01723307-53300	Sports-Soccer-Purch'd Svcs	\$0	\$0	\$0	\$0	\$0	\$0
01723308-53300	Sports-Swimming-Purch'd Svcs	\$0	\$0	\$0	\$0	\$0	\$0
01723312-53300	Sports-Wrestling-Purch'd Svcs	\$0	\$0	\$0	\$0	\$0	\$0
01723315-53300	Sports-Gymnastics-Purch'd Svcs	\$0	\$0	\$0	\$0	\$0	\$0
01723317-53300	Sports-Cross Country-Purch'd Svcs	\$0	\$0	\$0	\$0	\$0	\$0
01723318-53300	Sports-Cheerleading-Purch'd Svcs	\$0	\$0	\$0	\$0	\$0	\$0
	<b>Other Professional Services Total</b>	<b>\$459,900</b>	<b>\$0</b>	<b>\$459,900</b>	<b>\$270,035</b>	<b>\$112,673</b>	<b>\$77,192</b>
	<b>Purchased Professional Services Total</b>	<b>\$1,359,987</b>	<b>\$0</b>	<b>\$1,359,987</b>	<b>\$879,641</b>	<b>\$615,453</b>	<b>(\$135,107)</b>
<b><u>Purchased Property Services</u></b>							
<b><u>Utilities</u></b>							
01842611-54101	Facilities-D/W-Electricity	\$1,160,000	\$0	\$1,160,000	\$588,214	\$558,951	\$12,835
01842611-54105	Facilities-D/W-Water	\$129,000	\$0	\$129,000	\$65,239	\$64,285	(\$524)
	<b>Utilities Total</b>	<b>\$1,289,000</b>	<b>\$0</b>	<b>\$1,289,000</b>	<b>\$653,452</b>	<b>\$623,236</b>	<b>\$12,311</b>
<b><u>Repairs &amp; Service Fees</u></b>							
01052130-54300	PPS-Health Svcs-Repairs & Svc Fees	\$5,000	\$0	\$5,000	\$0	\$0	\$5,000
01422214-54300	Tech-L/W-Repairs & Svc Fees	\$1,200	\$0	\$1,200	\$0	\$0	\$1,200
01422220-54300	Tech-Dist AV/Ch17-Repairs & Svc Fees	\$500	\$0	\$500	\$0	\$0	\$500
01422520-54300	Tech-Admin-Repairs & Svc Fees	\$1,800	\$0	\$1,800	\$0	\$0	\$1,800
01711006-54300	THS-Ag Science-Repairs & Svc Fees	\$3,000	\$0	\$3,000	\$750	\$0	\$2,250
01842610-54300	Facilities-Custodial-Repairs	\$8,000	\$0	\$8,000	\$409	\$420	\$7,171
01852622-54300	Facilities-Snow Removal-Repairs & Svc Fees	\$20,000	\$0	\$20,000	\$0	\$5,000	\$15,000
01852623-54300	Facilities-Vehicles-Repairs & Svc Fees	\$14,000	\$0	\$14,000	\$1,625	\$0	\$12,375
01852625-54300	Facilities-Grounds-Repairs & Svc Fees	\$20,000	\$0	\$20,000	\$850	\$0	\$19,150
01852627-54300	Facilities-Lawn Care-Repairs & Svc Fees	\$0	\$0	\$0	\$5,400	\$0	(\$5,400)
01852631-54300	Facilities-Maintenance-Repairs & Svc Fees	\$35,000	\$0	\$35,000	\$14,966	\$33,558	(\$13,524)
01852632-54300	Facilities-Inside Maint-Repairs & Svcs Fees	\$15,000	\$0	\$15,000	\$5,033	\$0	\$9,967
01852633-54300	Facilities-Electrical-Repairs & Svc Fees	\$50,000	\$0	\$50,000	(\$3,747)	\$7,622	\$46,125
01852633-54301	Facilities-Security-Service Contracts	\$0	\$0	\$0	\$0	\$0	\$0
01852634-54300	Facilities-Fire Protection-Repairs & Svc Fees	\$0	\$0	\$0	\$22,087	\$20,808	(\$42,895)
01852635-54300	Facilities-Floor-Repairs & Svc Fees	\$0	\$0	\$0	\$47,793	\$0	(\$47,793)
01852637-54300	Facilities-Glass-Repairs & Svc Fees	\$0	\$0	\$0	\$5,973	\$4,548	(\$10,521)
01852639-54300	Facilities-HVAC-Repairs & Svc Fees	\$100,000	\$0	\$100,000	\$51,080	\$99,001	(\$50,081)
01852643-54300	Facilities-Equipment-Repairs & Svc Fees	\$0	\$0	\$0	\$0	\$0	\$0
01852644-54300	Facilities-Plumbing-Repairs & Svc Fees	\$10,000	\$0	\$10,000	\$320	\$999	\$8,681
01852645-54300	Facilities-Roofing-Repairs & Svc Fees	\$40,000	\$0	\$40,000	\$39,064	\$4,944	(\$4,008)
01852646-54300	Facilities-Pest Control-Repairs & Svc Fees	\$0	\$0	\$0	\$5,726	\$4,160	(\$9,886)
01852647-54300	Facilities-Bldg Improve-Repairs & Svc Fees	\$15,000	\$0	\$15,000	\$15,235	\$1,481	(\$1,716)
01852648-54300	Facilities-IAQ-Repairs & Svc Fees	\$10,000	\$0	\$10,000	\$4,050	\$12,875	(\$6,925)
01852649-54300	Facilities-Welding-Repairs & Svc Fees	\$0	\$0	\$0	\$20	\$0	(\$20)
	<b>Repairs &amp; Service Fees Total</b>	<b>\$348,500</b>	<b>\$0</b>	<b>\$348,500</b>	<b>\$216,634</b>	<b>\$195,415</b>	<b>(\$63,548)</b>
<b><u>Copiers</u></b>							
01422520-54409	D/W Copiers	\$0	\$0	\$0	\$142,905	\$102,075	(\$244,980)
01902320-54409	D/W-Admin-Copiers	\$265,000	\$0	\$265,000	\$3,365	\$2,635	\$259,000
	<b>Copiers Total</b>	<b>\$265,000</b>	<b>\$0</b>	<b>\$265,000</b>	<b>\$146,270</b>	<b>\$104,710</b>	<b>\$14,020</b>
<b><u>Other Purchased Property Services</u></b>							
01512400-54900	BHES-Admin-Other Purch'd Svcs	\$300	\$0	\$300	\$0	\$0	\$300
01522400-54900	FTES-Admin-Other Purch'd Svcs	\$300	\$0	\$300	\$0	\$0	\$300
01532400-54900	DFES-Admin-Other Purch'd Svcs	\$500	\$0	\$500	\$0	\$0	\$500

Trumbull Board of Education Expense vs Budget Detail  
Report for the Period Ended 1/31/2022

Account #	Account Description	Budget			Expended	Committed/ Estimates	Available/ (Over)
		Original	Transfers	Revised			
01542400-54900	MBES-Admin-Other Purch'd Svcs	\$300	\$0	\$300	\$0	\$0	\$300
01552400-54900	JRES-Admin-Other Purch'd Svcs	\$500	\$0	\$500	\$356	\$0	\$144
01582400-54900	TES-Admin-Other Purch'd Svcs	\$300	\$0	\$300	\$0	\$0	\$300
01611016-54900	HMS-Music-Other Purch'd Property Svcs	\$1,200	\$0	\$1,200	\$640	\$0	\$560
01612400-54900	HMS-Classroom-Other Purch'd Svcs	\$1,700	\$0	\$1,700	\$0	\$0	\$1,700
01621016-54900	MMS-Music-Other Purch'd Property Svcs	\$1,200	\$0	\$1,200	\$0	\$0	\$1,200
01622400-54900	MMS-Classroom-Other Purch'd Svcs	\$1,700	\$0	\$1,700	\$741	\$0	\$959
01711001-54900	THS-Classroom-Other Purch'd Property Svcs	\$0	\$0	\$0	\$0	\$0	\$0
01711006-54900	THS-Ag Science-Other Purch'd Prop Svcs	\$3,000	\$0	\$3,000	\$1,935	\$0	\$1,065
01711014-54900	THS-Industrial Arts-Other Purch'd Prop Svcs	\$0	\$0	\$0	\$0	\$0	\$0
01711016-54201	THS-Music-Uniform Cleaning	\$1,500	\$0	\$1,500	\$0	\$0	\$1,500
01713201-54200	Sports-Sports General-Cleaning Svcs	\$15,000	\$0	\$15,000	\$236	\$7,910	\$6,854
01842610-54103	Facilities-Custodial-Trash/Recycling	\$50,000	\$0	\$50,000	\$37,842	\$26,970	(\$14,813)
01842610-54202	Facilities-Custodial-Cleaning	\$3,900	\$0	\$3,900	\$2,087	\$1,714	\$100
01852631-54301	Facilities-Maint-Oth Prof Purch'd Svcs	\$30,000	\$0	\$30,000	\$16,686	\$13,554	(\$240)
01852633-54301	Facilities-Elevator-Oth Prof Purch'd Svcs	\$0	\$0	\$0	\$0	\$0	\$0
01882700-54900	Trans-Admin-Purch'd Property Svcs	\$500	\$0	\$500	\$0	\$0	\$500
	<b>Other Purch'd Property Services Total</b>	<b>\$111,900</b>	<b>\$0</b>	<b>\$111,900</b>	<b>\$60,522</b>	<b>\$50,148</b>	<b>\$1,229</b>
	<b>Purchased Property Services Total</b>	<b>\$2,014,400</b>	<b>\$0</b>	<b>\$2,014,400</b>	<b>\$1,076,878</b>	<b>\$973,510</b>	<b>(\$35,988)</b>
<b><u>Purchased Other Services</u></b>							
<b><u>Transportation</u></b>							
01711006-55809	THS-Ag Science-Transportation	\$2,629	\$0	\$2,629	\$995	\$1,000	\$634
01711016-55809	THS-Music-Transportation	\$15,000	\$0	\$15,000	\$3,739	\$5,000	\$6,261
01711022-55809	THS-Alternate School-Field Trips	\$1,000	\$0	\$1,000	\$0	\$0	\$1,000
01713202-55807	THS-Activities-Competitions	\$45,000	\$0	\$45,000	\$0	\$0	\$45,000
01882700-55101	Trans-Admin-Reg Buses	\$3,354,190	\$0	\$3,354,190	\$1,095,640	\$2,257,550	\$1,000
01882700-55102	Trans-Admin-ACE Trips	\$3,000	\$0	\$3,000	\$0	\$0	\$3,000
01882700-55105	Trans-Admin-SPED-Summer Buses	\$163,200	\$0	\$163,200	\$256,739	\$0	(\$93,539)
01882700-55109	Trans-Admin-Fuel	\$200,000	\$0	\$200,000	\$113,935	\$79,736	\$6,329
01882700-55809	Trans-Admin-Field Trips	\$0	\$0	\$0	\$280	\$8,720	(\$9,000)
01882701-55101	Trans-Admin-SPED In District	\$1,265,675	\$0	\$1,265,675	\$361,213	\$904,462	\$0
01882701-55105	Trans-Admin-SPED Out of District	\$721,900	\$0	\$721,900	\$200,890	\$519,826	\$1,184
01882701-55108	Trans-Admin-Monitors	\$254,113	\$0	\$254,113	\$68,568	\$185,545	\$0
01713201-55809	THS-Activities-Sports	\$127,000	\$0	\$127,000	\$34,963	\$35,037	\$57,000
01723301-55809	Sports-Baseball-Buses	\$0	\$0	\$0	\$0	\$0	\$0
01723302-55809	Sports-Basketball-Buses	\$0	\$0	\$0	\$0	\$0	\$0
01723303-55809	Sports-Field Hockey-Buses	\$0	\$0	\$0	\$0	\$0	\$0
01723304-55809	Sports-Football-Buses	\$0	\$0	\$0	\$0	\$0	\$0
01723305-55809	Sports-Ice Hockey-Buses	\$0	\$0	\$0	\$0	\$0	\$0
01723306-55809	Sports-Lacrosse-Buses	\$0	\$0	\$0	\$0	\$0	\$0
01723307-55809	Sports-Soccer-Buses	\$0	\$0	\$0	\$0	\$0	\$0
01723308-55809	Sports-Swimming-Buses	\$0	\$0	\$0	\$0	\$0	\$0
01723309-55809	Sports-Tennis-Buses	\$0	\$0	\$0	\$0	\$0	\$0
01723310-55809	Sports-Indoor Track-Buses	\$0	\$0	\$0	\$0	\$0	\$0
01723311-55809	Sports-Volleyball-Buses	\$0	\$0	\$0	\$0	\$0	\$0
01723312-55809	Sports-Wrestling-Buses	\$0	\$0	\$0	\$0	\$0	\$0
01723313-55809	Sports-Outdoor Track-Buses	\$0	\$0	\$0	\$0	\$0	\$0
01723314-55809	Sports-Softball-Buses	\$0	\$0	\$0	\$0	\$0	\$0
01723315-55809	Sports-Gymnastics-Buses	\$0	\$0	\$0	\$0	\$0	\$0
01723316-55809	Sports-Golf-Buses	\$0	\$0	\$0	\$0	\$0	\$0
01723317-55809	Sports-Cross Country-Buses	\$0	\$0	\$0	\$0	\$0	\$0
01723318-55809	Sports-Cheerleading-Buses	\$0	\$0	\$0	\$0	\$0	\$0
	<b>Sports Transportation Total</b>	<b>\$127,000</b>	<b>\$0</b>	<b>\$127,000</b>	<b>\$34,963</b>	<b>\$35,037</b>	<b>\$57,000</b>
	<b>Transportation Total</b>	<b>\$6,152,707</b>	<b>\$0</b>	<b>\$6,152,707</b>	<b>\$2,136,964</b>	<b>\$3,996,875</b>	<b>\$18,868</b>
<b><u>Communications</u></b>							
01422520-55903	Tech-Admin-Telephone Cell	\$32,000	\$0	\$32,000	\$20,145	\$13,281	(\$1,426)
01422520-55904	Tech-Admin-Telephone LAN	\$88,000	\$0	\$88,000	\$32,239	\$28,481	\$27,280
01422520-55907	Tech-Admin-WAN Communications	\$155,250	\$0	\$155,250	\$106,035	\$49,853	(\$638)
	<b>Communications Total</b>	<b>\$275,250</b>	<b>\$0</b>	<b>\$275,250</b>	<b>\$158,418</b>	<b>\$91,615</b>	<b>\$25,216</b>
<b><u>Postage</u></b>							
01902320-55900	Super-Admin-Postage	\$40,000	\$0	\$40,000	\$15,177	\$30,824	(\$6,001)
	<b>Postage Total</b>	<b>\$40,000</b>	<b>\$0</b>	<b>\$40,000</b>	<b>\$15,177</b>	<b>\$30,824</b>	<b>(\$6,001)</b>
<b><u>Advertising</u></b>							

Trumbull Board of Education Expense vs Budget Detail  
Report for the Period Ended 1/31/2022

Account #	Account Description	Budget			Expended	Committed/ Estimates	Available/ (Over)
		Original	Transfers	Revised			
01912520-55903	Bus Off-Admin-Advertising	\$1,200	\$0	\$1,200	\$1,992	\$0	(\$792)
	<b>Advertising Total</b>	<b>\$1,200</b>	<b>\$0</b>	<b>\$1,200</b>	<b>\$1,992</b>	<b>\$0</b>	<b>(\$792)</b>
<b>Interns</b>							
01401000-55502	THS-Classroom-Interns	\$46,800	\$0	\$46,800	\$15,000	\$0	\$31,800
01401000-55503	TECEC-Classroom-Interns	\$0	\$0	\$0	\$0	\$0	\$0
01511001-55500	BHES-Classroom-Interns	\$31,200	\$0	\$31,200	\$15,300	\$0	\$15,900
01521001-55500	FTES-Classroom-Interns	\$31,200	\$0	\$31,200	\$15,300	\$0	\$15,900
01531001-55500	DFES-Classroom-Interns	\$31,200	\$0	\$31,200	\$15,300	\$0	\$15,900
01541001-55500	MBES-Classroom-Interns	\$31,200	\$0	\$31,200	\$15,300	\$0	\$15,900
01551001-55500	JRES-Classroom-Interns	\$31,200	\$0	\$31,200	\$7,650	\$0	\$23,550
01581001-55500	TES-Classroom-Interns	\$31,200	\$0	\$31,200	\$15,300	\$0	\$15,900
01611001-55500	HMS-Classroom-Interns	\$31,200	\$0	\$31,200	\$15,300	\$0	\$15,900
01621001-55500	MMS-Classroom-Interns	\$31,200	\$0	\$31,200	\$15,300	\$0	\$15,900
	<b>Interns Total</b>	<b>\$296,400</b>	<b>\$0</b>	<b>\$296,400</b>	<b>\$129,750</b>	<b>\$0</b>	<b>\$166,650</b>
<b>Tuition</b>							
01396110-55600	PPS-L/W-Tuition Outplaced	\$5,300,000	\$0	\$5,300,000	\$2,786,584	\$2,603,475	(\$90,058)
01396110-55601	PPS-EXCESS COST REFUND(ECR)	(\$1,000,000)	\$0	(\$1,000,000)	\$0	(\$1,000,000)	\$0
01402320-55600	Asst Super-Admin-Tuition	\$450,000	\$0	\$450,000	\$404,504	\$42,644	\$2,853
	<b>Tuition Total</b>	<b>\$4,750,000</b>	<b>\$0</b>	<b>\$4,750,000</b>	<b>\$3,191,088</b>	<b>\$1,646,118</b>	<b>(\$87,206)</b>
<b>Printing</b>							
01011000-55906	TECEC-Admin-Printing	\$200	\$0	\$200	\$225	\$0	(\$25)
01011200-55906	PPS-Admin-Printing	\$500	\$0	\$500	\$0	\$0	\$500
01402320-55906	Asst Super-Admin-Printing	\$1,500	\$0	\$1,500	\$1,207	\$0	\$293
01412210-55906	Curr Dir-Admin-Printing	\$0	\$0	\$0	\$0	\$0	\$0
01612400-55906	HMS-Classroom-Printing	\$0	\$0	\$0	\$0	\$0	\$0
01622400-55906	MMS-Classroom-Printing	\$0	\$0	\$0	\$0	\$0	\$0
01711006-55906	THS-Ag Science-Printing	\$1,500	\$0	\$1,500	\$950	\$0	\$550
01712400-55906	THS-Admin-Printing	\$9,000	\$0	\$9,000	\$4,849	\$0	\$4,151
01713202-55906	THS-Activities-Printing	\$750	\$0	\$750	\$13	\$0	\$737
01902320-55905	Super-Admin-Printing	\$1,500	\$0	\$1,500	\$0	\$0	\$1,500
	<b>Printing Total</b>	<b>\$14,950</b>	<b>\$0</b>	<b>\$14,950</b>	<b>\$7,244</b>	<b>\$0</b>	<b>\$7,706</b>
<b>Other Purch'd Services</b>							
01011000-55800	TECEC-Admin-Professional Devt	\$700	\$0	\$700	\$0	\$0	\$700
01011000-55900	TECEC-Admin-Other Purch'd Prop Svcs	\$500	\$0	\$500	\$0	\$0	\$500
01011200-55800	PPS-Admin-Professional Devt	\$30,000	\$0	\$30,000	\$7,203	\$0	\$22,797
01011200-55801	PPS-D/W-Mileage	\$15,000	\$0	\$15,000	\$2,880	\$0	\$12,120
01401203-55801	Asst Super-L/W-Mileage	\$20,000	\$0	\$20,000	\$2,598	\$0	\$17,402
01402320-55800	Asst Super-Admin-Professional Devt	\$20,000	\$0	\$20,000	\$0	\$0	\$20,000
01402320-55900	Asst Super-Other Purchased Services	\$0	\$0	\$0	\$0	\$1,480	(\$1,480)
01412210-55800	Curr Dir-Admin-Professional Devt	\$80,000	\$0	\$80,000	\$42,654	\$4,900	\$32,446
01412210-55802	Admin-Prof Devt Admin	\$0	\$0	\$0	(\$12)	\$0	\$12
01422520-55800	Tech-Admin-Professional Devt	\$2,850	\$0	\$2,850	\$50	\$0	\$2,800
01422520-55804	Tech-Admin-Mileage	\$4,200	\$0	\$4,200	\$828	\$0	\$3,372
01512400-55800	BHES-Admin-Professional Devt	\$500	\$0	\$500	\$0	\$0	\$500
01522400-55800	FTES-Admin-Professional Devt	\$500	\$0	\$500	\$0	\$0	\$500
01532400-55800	DFES-Admin-Professional Devt	\$500	\$0	\$500	\$0	\$0	\$500
01542400-55800	MBES-Admin-Professional Devt	\$500	\$0	\$500	\$0	\$0	\$500
01552400-55800	JRES-Admin-Professional Devt	\$500	\$0	\$500	\$0	\$0	\$500
01582400-55800	TES-Admin-Professional Devt	\$500	\$0	\$500	\$349	\$47	\$104
01612400-55800	HMS-Admin-Professional Devt	\$1,000	\$0	\$1,000	\$225	\$0	\$775
01622400-55800	MMS-Admin-Professional Devt	\$1,000	\$0	\$1,000	\$225	\$0	\$775
01711001-55800	THS-Classroom-Professional Devt	\$0	\$0	\$0	\$0	\$0	\$0
01711011-55800	THS-Foreign Lang-Professional Devt	\$0	\$0	\$0	\$0	\$0	\$0
01712400-55800	THS-Admin-Professional Devt	\$2,000	\$0	\$2,000	\$1,179	\$478	\$343
01712400-55901	THS-Admin-Other Purch'd Svcs	\$2,000	\$0	\$2,000	\$177	\$0	\$1,823
01741200-55800	Continuing Ed-Admin-Professional Devt	\$0	\$0	\$0	\$0	\$0	\$0
01741200-55900	Continuing Ed-Other Purch'd Svcs	\$40,000	\$0	\$40,000	\$40,000	\$0	\$0
01802130-55900	Super-Personnel-Other Purch'd Svcs	\$61,702	\$0	\$61,702	\$112,166	\$0	(\$50,464)
01802320-55800	Super-Personnel-Professional Devt	\$0	\$0	\$0	\$0	\$0	\$0
01822230-55800	Facilities-Admin-Professional Devt	\$2,500	\$0	\$2,500	\$381	\$0	\$2,119
01822230-55910	Facilities-Admin-Other Purch'd Svcs	\$20,900	\$0	\$20,900	\$13,689	\$850	\$6,361
01842610-55803	Facilities-Admin-Mileage	\$2,600	\$0	\$2,600	\$760	\$0	\$1,840
01852632-55910	Facilities-Inside Maint-Other Purch'd Svcs	\$1,500	\$0	\$1,500	\$0	\$0	\$1,500
01882700-55800	Trans-Admin-Professional Devt	\$0	\$0	\$0	\$0	\$0	\$0
01902310-55800	Super-BOE-Professional Devt	\$1,400	\$0	\$1,400	\$0	\$0	\$1,400

Trumbull Board of Education Expense vs Budget Detail  
Report for the Period Ended 1/31/2022

Account #	Account Description	Budget			Expended	Committed/ Estimates	Available/ (Over)
		Original	Transfers	Revised			
01902320-55800	Super-Admin-Professional Devt	\$4,500	\$0	\$4,500	\$5,759	\$0	(\$1,259)
01912520-55800	Bus Off-Admin-Professional Devt	\$0	\$0	\$0	\$0	\$0	\$0
01922530-55804	Asst Super-Info Svcs-Oth Purch Svcs	\$6,000	\$0	\$6,000	\$999	\$0	\$5,001
	<b>Other Purch'd Services Total</b>	<b>\$323,352</b>	<b>\$0</b>	<b>\$323,352</b>	<b>\$232,108</b>	<b>\$7,755</b>	<b>\$83,489</b>
	<b>Purchased Other Services Total</b>	<b>\$11,853,859</b>	<b>\$0</b>	<b>\$11,853,859</b>	<b>\$5,872,740</b>	<b>\$5,773,188</b>	<b>\$207,931</b>
<b>Supplies</b>							
<b>Supplies Teaching</b>							
01011000-56111	TECEC-Classroom-Classroom Supplies	\$6,000	\$0	\$6,000	\$3,485	\$918	\$1,597
01011200-56111	PPS-Classroom-Classroom Supplies	\$30,000	\$0	\$30,000	\$4,847	\$1,268	\$23,886
01412214-56111	Curr Dir-D/W-Classroom Supplies	\$100,000	\$0	\$100,000	\$14,062	\$1,608	\$84,331
01511001-56111	BHES-Classroom Supplies	\$23,000	\$0	\$23,000	\$18,327	\$661	\$4,012
01512220-56901	BHES-Library-Supplies	\$2,568	\$0	\$2,568	\$2,703	\$0	(\$135)
01521001-56111	FTES-Classroom Supplies	\$29,000	\$0	\$29,000	\$21,519	\$2,829	\$4,652
01522220-56901	FTES-Library-Supplies	\$2,500	\$0	\$2,500	\$1,074	\$271	\$1,155
01531001-56111	DFES-Classroom Supplies	\$30,000	\$0	\$30,000	\$32,689	\$3,201	(\$5,890)
01532220-56901	DFES-Library-Supplies	\$2,500	\$0	\$2,500	\$218	\$0	\$2,282
01541001-56111	MBES-Classroom Supplies	\$28,000	\$0	\$28,000	\$23,404	\$245	\$4,351
01542220-56901	MBES-Library-Supplies	\$2,500	\$0	\$2,500	\$719	\$444	\$1,337
01551001-56111	JRES-Classroom Supplies	\$25,000	\$0	\$25,000	\$18,937	\$1,326	\$4,736
01552220-56901	JRES-Library-Supplies	\$2,500	\$0	\$2,500	\$1,449	\$983	\$68
01581001-56111	TES-Classroom Supplies	\$25,000	\$0	\$25,000	\$14,962	\$163	\$9,875
01582220-56901	TES-Library-Supplies	\$2,500	\$0	\$2,500	\$2,387	(\$0)	\$113
01611001-56111	HMS-Classroom-Classroom Supplies	\$32,059	\$0	\$32,059	\$24,735	\$2,923	\$4,401
01611016-56111	HMS-Music-Classroom Supplies	\$2,500	\$0	\$2,500	\$1,920	\$440	\$140
01611019-56111	HMS-PE/Health-Classroom Supplies	\$2,000	\$0	\$2,000	\$716	\$925	\$359
01612220-56111	HMS-Library-Supplies	\$1,900	\$0	\$1,900	\$1,198	\$278	\$424
01621001-56111	MMS-Classroom-Classroom Supplies	\$35,000	\$0	\$35,000	\$23,738	\$1,337	\$9,925
01621016-56111	MMS-Music-Classroom Supplies	\$2,500	\$0	\$2,500	\$0	\$272	\$2,228
01621019-56111	MMS-PE/Health-Classroom Supplies	\$2,000	\$0	\$2,000	\$1,776	\$0	\$224
01622220-56901	MMS-Library-Supplies	\$2,000	\$0	\$2,000	\$1,080	\$219	\$702
01711001-56111	THS-Classroom-Classroom Supplies	\$35,000	\$0	\$35,000	\$14,617	\$96	\$20,287
01711002-56112	THS-Art-Supplies	\$18,000	\$0	\$18,000	\$7,598	\$2,917	\$7,486
01711003-56112	THS-Business Ed-Supplies	\$1,100	\$0	\$1,100	\$1,080	\$66	(\$46)
01711006-56112	THS-Ag Science-Supplies	\$31,000	\$0	\$31,000	\$11,950	\$13,363	\$5,687
01711010-56112	THS-Language Arts-Supplies	\$2,005	\$0	\$2,005	\$444	\$0	\$1,561
01711011-56112	THS-Foreign Language-Supplies	\$1,750	\$0	\$1,750	\$0	\$0	\$1,750
01711013-56112	THS-Home Economics-Supplies	\$13,500	\$0	\$13,500	\$3,996	\$1,089	\$8,415
01711014-56112	THS-Industrial Arts-Supplies	\$14,000	\$0	\$14,000	\$7,981	\$3,659	\$2,359
01711015-56112	THS-Mathematics-Supplies	\$2,015	\$0	\$2,015	\$885	\$0	\$1,130
01711016-56112	THS-Music-Supplies	\$5,900	\$0	\$5,900	\$1,782	\$1,640	\$2,478
01711019-56112	THS-PE/Health-Supplies	\$3,000	\$0	\$3,000	\$2,033	\$172	\$795
01711022-56112	THS-Alternate School-Supplies	\$500	\$0	\$500	\$0	\$0	\$500
01711027-56112	THS-Science-Supplies	\$12,000	\$0	\$12,000	\$1,393	\$0	\$10,607
01711028-56112	THS-Social Studies-Supplies	\$830	\$0	\$830	\$220	\$0	\$610
01712120-56112	THS-Guidance-Supplies	\$600	\$0	\$600	\$0	\$0	\$600
01712220-56901	THS-Library-Supplies	\$3,000	\$0	\$3,000	\$611	\$360	\$2,029
01712221-56112	THS-Audio Visual-Supplies	\$0	\$0	\$0	\$0	\$0	\$0
01712400-56116	THS-Admin-Supplies	\$1,000	\$0	\$1,000	\$1,334	\$0	(\$334)
01713201-56112	Sports-Sports General-Supplies	\$65,000	\$0	\$65,000	\$27,668	\$25,908	\$11,423
01723301-56112	Sports-Baseball-Supplies	\$0	\$0	\$0	\$0	\$0	\$0
01723302-56112	Sports-Basketball-Supplies	\$0	\$0	\$0	\$0	\$0	\$0
01723303-56112	Sports-Field Hockey-Supplies	\$0	\$0	\$0	\$0	\$0	\$0
01723304-56112	Sports-Football-Supplies	\$0	\$0	\$0	\$0	\$0	\$0
01723305-56112	Sports-Ice Hockey-Supplies	\$0	\$0	\$0	\$0	\$0	\$0
01723306-56112	Sports-Lacrosse-Supplies	\$0	\$0	\$0	\$0	\$0	\$0
01723307-56112	Sports-Soccer-Supplies	\$0	\$0	\$0	\$0	\$0	\$0
01723309-56112	Sports-Tennis-Supplies	\$0	\$0	\$0	\$0	\$0	\$0
01723311-56112	Sports-Volleyball-Supplies	\$0	\$0	\$0	\$0	\$0	\$0
01723312-56112	Sports-Wrestling-Supplies	\$0	\$0	\$0	\$0	\$0	\$0
01723313-56112	Sports-Outdoor Track-Supplies	\$0	\$0	\$0	\$0	\$0	\$0
01723314-56112	Sports-Softball-Supplies	\$0	\$0	\$0	\$0	\$0	\$0
01723316-56112	Sports-Golf-Supplies	\$0	\$0	\$0	\$0	\$0	\$0
01723317-56112	Sports-Cross Country-Supplies	\$0	\$0	\$0	\$0	\$0	\$0
01723318-56112	Sports-Cheerleading-Supplies	\$0	\$0	\$0	\$0	\$0	\$0
	<b>Sports Supplies Total</b>	<b>\$65,000</b>	<b>\$0</b>	<b>\$65,000</b>	<b>\$27,668</b>	<b>\$25,908</b>	<b>\$11,423</b>
01741200-56110	Continuing Ed-Teaching Supplies	\$0	\$0	\$0	\$0	\$0	\$0
	<b>Supplies Teaching Total</b>	<b>\$601,227</b>	<b>\$0</b>	<b>\$601,227</b>	<b>\$299,537</b>	<b>\$69,581</b>	<b>\$232,109</b>

Trumbull Board of Education Expense vs Budget Detail  
Report for the Period Ended 1/31/2022

Account #	Account Description	Budget			Expended	Committed/	Available/
		Original	Transfers	Revised		Estimates	(Over)
<b><u>Supplies Office</u></b>							
01011000-56110	TECEC-Admin-Office Supplies	\$4,800	\$0	\$4,800	\$2,600	\$0	\$2,200
01011200-56110	PPS-Admin-Office Supplies	\$1,000	\$0	\$1,000	\$1,001	\$0	(\$1)
01052130-56110	PPS-Health Services-Supplies	\$6,500	\$0	\$6,500	\$2,330	\$7,422	(\$3,252)
01402320-56110	Asst Super-Admin-Office Supplies	\$4,000	\$0	\$4,000	\$5,223	\$64	(\$1,286)
01412210-56110	Curr Dir-Admin-Office Supplies	\$0	\$0	\$0	\$48	\$0	(\$48)
01422214-56900	Tech-L/W-Parts	\$12,500	\$0	\$12,500	\$11,245	\$0	\$1,255
01422520-56110	Tech-Admin-Office Supplies	\$1,250	\$0	\$1,250	\$1,477	\$0	(\$227)
01422520-56900	Tech-Admin-Parts	\$5,700	\$0	\$5,700	\$942	\$0	\$4,758
01512400-56110	BHES-Admin-Office Supplies	\$4,000	\$0	\$4,000	\$1,663	\$426	\$1,911
01522400-56110	FTES-Admin-Office Supplies	\$4,000	\$0	\$4,000	\$1,555	\$698	\$1,747
01532400-56110	DFES-Admin-Office Supplies	\$4,000	\$0	\$4,000	\$2,830	\$305	\$865
01542400-56110	MBES-Admin-Office Supplies	\$4,000	\$0	\$4,000	\$3,772	\$0	\$228
01552400-56110	JRES-Admin-Office Supplies	\$4,000	\$0	\$4,000	\$2,541	\$0	\$1,459
01582400-56110	TES-Admin-Office Supplies	\$4,000	\$0	\$4,000	\$2,091	\$0	\$1,909
01612400-56110	HMS-Admin-Office Supplies	\$7,000	\$0	\$7,000	\$525	\$1,410	\$5,065
01622400-56110	MMS-Admin-Office Supplies	\$8,000	\$0	\$8,000	\$2,244	\$405	\$5,351
01712221-56900	THS-Audio Visual-Parts & Maintenance	\$2,500	\$0	\$2,500	\$0	\$1,930	\$570
01712400-56110	THS-Admin-Office Supplies	\$4,000	\$0	\$4,000	\$2,328	\$998	\$674
01741200-56117	Continuing Ed-Office Supplies	\$0	\$0	\$0	\$0	\$0	\$0
01822230-56110	Facilities-Admin-Office Supplies	\$6,300	\$0	\$6,300	\$1,286	\$670	\$4,344
01882700-56110	Transportation-Office Supplies	\$0	\$0	\$0	\$746	\$0	(\$746)
01902320-56110	Super-Admin-Office Supplies	\$5,000	\$0	\$5,000	\$5,338	\$2,330	(\$2,667)
01912520-56110	Bus Off-Admin-Office Supplies	\$9,000	\$0	\$9,000	\$5,836	\$3,171	(\$7)
	<b>Supplies Office Total</b>	<b>\$101,550</b>	<b>\$0</b>	<b>\$101,550</b>	<b>\$57,619</b>	<b>\$19,828</b>	<b>\$24,103</b>
<b><u>Supplies Custodial</u></b>							
01842610-56130	Facilities-Custodial-Supplies	\$175,000	\$0	\$175,000	\$119,664	\$74,994	(\$19,658)
	<b>Supplies Custodial Total</b>	<b>\$175,000</b>	<b>\$0</b>	<b>\$175,000</b>	<b>\$119,664</b>	<b>\$74,994</b>	<b>(\$19,658)</b>
<b><u>Supplies Maintenance</u></b>							
01852622-56134	Facilities-Snow Removal-Supplies	\$9,000	\$0	\$9,000	\$5,551	\$351	\$3,097
01852623-56133	Facilities-Vehicles-Gas/Diesel	\$32,000	\$0	\$32,000	\$18,528	\$3,500	\$9,972
01852623-56134	Facilities-Vehicles-Supplies	\$15,000	\$0	\$15,000	\$10,536	\$4,951	(\$487)
01852625-56134	Facilities-Grounds-Supplies	\$35,000	\$0	\$35,000	\$9,228	\$849	\$24,923
01852627-56134	Facilities-Lawn Care-Supplies	\$0	\$0	\$0	\$6,333	\$4,257	(\$10,589)
01852631-56134	Facilities-Maintenance-Supplies	\$2,000	\$0	\$2,000	\$3,217	\$1,319	(\$2,536)
01852632-56134	Facilities-Inside Maintenance-Supplies	\$30,000	\$0	\$30,000	\$7,111	\$3,284	\$19,605
01852633-56134	Facilities-Electrical-Supplies	\$55,000	\$0	\$55,000	\$10,754	\$8,018	\$36,228
01852635-56134	Facilities-Floor Repair-Supplies	\$0	\$0	\$0	\$864	\$720	(\$1,584)
01852637-56134	Facilities-Glass-Supplies	\$0	\$0	\$0	\$1,666	\$0	(\$1,666)
01852638-56134	Facilities-Hardware-Supplies	\$0	\$0	\$0	\$2,837	\$238	(\$3,075)
01852639-56134	Facilities-HVAC-Supplies	\$55,000	\$0	\$55,000	\$18,190	\$10,646	\$26,163
01852641-56134	Facilities-Masonry-Supplies	\$0	\$0	\$0	\$254	\$0	(\$254)
01852642-56134	Facilities-Painting-Supplies	\$0	\$0	\$0	\$1,104	\$1,713	(\$2,818)
01852643-56134	Facilities-Plant Equip-Supplies	\$0	\$0	\$0	\$0	\$179	(\$179)
01852644-56134	Facilities-Plumbing-Supplies	\$36,000	\$0	\$36,000	\$11,526	\$12,209	\$12,264
01852645-56134	Facilities-Roofing-Supplies	\$5,000	\$0	\$5,000	\$0	\$0	\$5,000
01852646-56134	Facilities-Pest Control-Supplies	\$0	\$0	\$0	\$64	\$0	(\$64)
01852648-56134	Facilities-Indoor Air Quality-IAQ-Supplies	\$10,000	\$0	\$10,000	\$6,375	\$4,105	(\$480)
01852649-56134	Facilities-Welding-Supplies	\$0	\$0	\$0	\$198	\$159	(\$358)
	<b>Supplies Maintenance Total</b>	<b>\$284,000</b>	<b>\$0</b>	<b>\$284,000</b>	<b>\$114,337</b>	<b>\$56,498</b>	<b>\$113,164</b>
<b><u>Text &amp; Workbooks</u></b>							
01011000-56411	TECEC-Classroom-Text & Workbooks	\$1,000	\$0	\$1,000	\$650	\$42	\$307
01011200-56411	PPS-Admin-Text & Workbooks	\$4,300	\$0	\$4,300	\$190	\$0	\$4,110
01412210-56411	Curr Dir-D/W-Text & Workbooks	\$130,000	\$0	\$130,000	\$34,358	\$158	\$95,484
01511001-56411	BHES-Classroom-Text & Workbooks	\$29,000	\$0	\$29,000	\$30,032	\$736	(\$1,768)
01521001-56411	FTES-Classroom-Text & Workbooks	\$29,000	\$0	\$29,000	\$11,076	\$507	\$17,417
01531001-56411	DFES-Classroom-Text & Workbooks	\$29,000	\$0	\$29,000	\$13,050	\$2,197	\$13,753
01541001-56411	MBES-Classroom-Text & Workbooks	\$29,000	\$0	\$29,000	\$16,458	\$1,742	\$10,799
01551001-56411	JRES-Classroom-Text & Workbooks	\$26,000	\$0	\$26,000	\$9,496	\$234	\$16,270
01581001-56411	TES-Classroom-Text & Workbooks	\$29,000	\$0	\$29,000	\$10,303	\$9	\$18,688
01611001-56411	HMS-Classroom-Text & Workbooks	\$13,000	\$0	\$13,000	\$2,352	\$0	\$10,648
01621001-56411	MMS-Classroom-Text & Workbooks	\$13,000	\$0	\$13,000	\$2,675	\$630	\$9,695
01621016-56411	MMS-Music-Text & Workbooks	\$0	\$0	\$0	\$0	\$0	\$0
01711003-56411	THS-Business Ed-Text & Workbooks	\$8,000	\$0	\$8,000	\$7,385	\$0	\$615
01711006-56411	THS-Ag Science-Text & Workbooks	\$4,000	\$0	\$4,000	\$50	\$0	\$3,950
01711010-56411	THS-Language Arts-Text & Workbooks	\$18,000	\$0	\$18,000	\$1	\$9,522	\$8,478

Trumbull Board of Education Expense vs Budget Detail  
Report for the Period Ended 1/31/2022

Account #	Account Description	Budget			Expended	Committed/ Estimates	Available/ (Over)
		Original	Transfers	Revised			
01711011-56411	THS-Foreign Language-Text & Workbooks	\$11,516	\$0	\$11,516	\$10,461	(\$0)	\$1,055
01711013-56411	THS-Home Economics-Text & Workbooks	\$3,800	\$0	\$3,800	\$0	\$0	\$3,800
01711015-56411	THS-Mathematics-Text & Workbooks	\$9,000	\$0	\$9,000	\$4,680	\$0	\$4,320
01711019-56411	THS-PE/Health-Text & Workbooks	\$500	\$0	\$500	\$0	\$0	\$500
01711022-56411	THS-Alternate School-Text & Workbooks	\$0	\$0	\$0	\$0	\$0	\$0
01711027-56411	THS-Science-Text & Workbooks	\$9,800	\$0	\$9,800	\$2,082	\$0	\$7,718
01711028-56411	THS-Social Studies-Text & Workbooks	\$10,350	\$0	\$10,350	\$6,024	(\$0)	\$4,326
01741200-56411	Continuing Ed-Textbooks	\$0	\$0	\$0	\$0	\$0	\$0
	<b>Text &amp; Workbooks Total</b>	<b>\$407,266</b>	<b>\$0</b>	<b>\$407,266</b>	<b>\$161,324</b>	<b>\$15,778</b>	<b>\$230,164</b>
<b>Subscriptions</b>							
01011200-56425	PPS-Admin-Periodicals	\$1,000	\$0	\$1,000	\$469	\$239	\$292
01412210-56425	Curr Dir-Admin-Periodicals	\$300	\$0	\$300	\$0	\$0	\$300
01412214-56426	Cur Dir-D/W-Online Subscriptions	\$300,000	\$0	\$300,000	\$272,682	\$0	\$27,318
01422520-56425	Tech-Admin-Periodicals	\$200	\$0	\$200	\$86	\$0	\$114
01512220-56425	BHES-Library-Periodicals	\$1,245	\$0	\$1,245	\$0	\$2,343	(\$1,098)
01522220-56425	FTES-Library-Periodicals	\$1,200	\$0	\$1,200	\$1,200	\$0	\$0
01532220-56425	DFES-Library-Periodicals	\$1,250	\$0	\$1,250	\$0	\$0	\$1,250
01542220-56425	MBES-Library-Periodicals	\$1,200	\$0	\$1,200	\$0	\$0	\$1,200
01552220-56425	JRES-Library-Periodicals	\$1,250	\$0	\$1,250	\$1,245	\$0	\$5
01582220-56425	TES-Library-Periodicals	\$1,250	\$0	\$1,250	\$865	\$0	\$385
01612220-56425	HMS-Library-Periodicals	\$2,000	\$0	\$2,000	\$1,687	(\$0)	\$313
01622220-56425	MMS-Library-Periodicals	\$1,500	\$0	\$1,500	\$893	\$212	\$395
01712220-56425	THS-Library-Periodicals	\$2,100	\$0	\$2,100	\$261	\$1,307	\$532
01712400-56425	THS-Admin-Periodicals	\$0	\$0	\$0	\$0	\$0	\$0
01822230-56425	Facilities-Admin-Periodicals	\$350	\$0	\$350	\$0	\$0	\$350
01882700-56425	Trans-Admin-Periodicals	\$0	\$0	\$0	\$0	\$0	\$0
01902310-56425	Super-BOE-Periodicals	\$0	\$0	\$0	\$0	\$0	\$0
01902320-56425	Super- Admin-Periodicals	\$700	\$0	\$700	\$484	\$0	\$216
	<b>Subscriptions Total</b>	<b>\$315,545</b>	<b>\$0</b>	<b>\$315,545</b>	<b>\$279,872</b>	<b>\$4,101</b>	<b>\$31,573</b>
<b>Testing Materials</b>							
01011000-56904	TECEC-Classroom-Testing Materials	\$2,000	\$0	\$2,000	\$1,229	\$0	\$771
01011200-56904	PPS-L/W-Testing Materials	\$37,000	\$0	\$37,000	\$3,023	(\$160)	\$34,137
01412210-56904	Curr Dir-D/W-Testing Materials	\$95,000	\$0	\$95,000	\$68,659	\$23,078	\$3,263
01712120-56903	THS-Guidance-Testing Materials	\$600	\$0	\$600	\$400	\$0	\$200
	<b>Testing Materials Total</b>	<b>\$134,600</b>	<b>\$0</b>	<b>\$134,600</b>	<b>\$73,311</b>	<b>\$22,919</b>	<b>\$38,370</b>
<b>Books &amp; A/V</b>							
01512220-56420	BHES-Library-Books & Media	\$8,000	\$0	\$8,000	\$7,585	\$67	\$348
01522220-56420	FTES-Library-Books & Media	\$5,000	\$0	\$5,000	\$233	\$0	\$4,767
01532220-56420	DFES-Library-Books & Media	\$5,000	\$0	\$5,000	\$3,108	\$1,247	\$645
01542220-56420	MBES-Library-Books & Media	\$5,000	\$0	\$5,000	\$2,584	\$0	\$2,416
01552220-56420	JRES-Library-Books & Media	\$5,000	\$0	\$5,000	\$2,569	\$1,919	\$513
01582220-56420	TES-Library-Books & Media	\$5,000	\$0	\$5,000	\$2,426	\$1,400	\$1,174
01612220-56420	HMS-Library-Books & Media	\$2,000	\$0	\$2,000	\$696	\$1,214	\$90
01622220-56420	MMS-Library-Books & Media	\$2,000	\$0	\$2,000	\$265	\$995	\$740
01712220-56420	THS-Library-Books & Media	\$7,040	\$0	\$7,040	\$2,669	\$2,192	\$2,179
	<b>Books &amp; A/V Total</b>	<b>\$44,040</b>	<b>\$0</b>	<b>\$44,040</b>	<b>\$22,134</b>	<b>\$9,034</b>	<b>\$12,872</b>
<b>Software</b>							
01412210-56118	Curr Dir-D/W Software	\$5,000	\$0	\$5,000	\$4,583	\$0	\$418
01422214-56118	Tech-L/W-Software	\$114,000	\$0	\$114,000	\$126,817	\$3,298	(\$16,115)
01712120-56118	THS-Guidance-Software	\$0	\$0	\$0	\$0	\$0	\$0
	<b>Software Total</b>	<b>\$119,000</b>	<b>\$0</b>	<b>\$119,000</b>	<b>\$131,400</b>	<b>\$3,298</b>	<b>(\$15,698)</b>
<b>Energy</b>							
01842611-56201	Facilities-D/W-Heating Oil	\$0	\$0	\$0	\$0	\$0	\$0
01842611-56202	Facilities-D/W-Natural Gas	\$435,000	\$0	\$435,000	\$197,660	\$237,340	\$0
	<b>Energy Total</b>	<b>\$435,000</b>	<b>\$0</b>	<b>\$435,000</b>	<b>\$197,660</b>	<b>\$237,340</b>	<b>\$0</b>
<b>Other Supplies</b>							
01422214-56117	Tech-L/W-Computer Supplies	\$850	\$0	\$850	\$0	\$0	\$850
01422220-56117	Tech-Dist AV/Chan 17-Supplies	\$350	\$0	\$350	\$0	\$0	\$350
01422220-56900	Tech-Dist AV/Ch17-Parts	\$6,500	\$0	\$6,500	\$3,895	\$1,074	\$1,531
01613202-56119	HMS-Activities-Supplies	\$2,500	\$0	\$2,500	\$0	\$0	\$2,500
01623202-56119	MMS-Activities-Supplies	\$2,500	\$0	\$2,500	\$0	\$0	\$2,500
01712400-56270	THS-Admin-Security Supplies	\$1,250	\$0	\$1,250	\$566	\$0	\$684
01712400-56907	THS-Admin-Graduation	\$15,000	\$0	\$15,000	\$3,851	\$7,849	\$3,300

Trumbull Board of Education Expense vs Budget Detail  
Report for the Period Ended 1/31/2022

Account #	Account Description	Budget			Expended	Committed/ Estimates	Available/ (Over)
		Original	Transfers	Revised			
01713203-56906	THS-Activities-Fees, Awards & Supplies	\$2,700	\$0	\$2,700	\$145	\$0	\$2,555
01852625-56900	Fences/Playground-Supplies	\$0	\$0	\$0	\$1,839	\$0	(\$1,839)
01852636-56900	Furniture Repairs-Supplies	\$0	\$0	\$0	\$2,830	\$0	(\$2,830)
01882700-56270	Transportation-Bus Supplies	\$0	\$0	\$0	\$0	\$0	\$0
	<b>Other Supplies Total</b>	<b>\$31,650</b>	<b>\$0</b>	<b>\$31,650</b>	<b>\$13,126</b>	<b>\$8,923</b>	<b>\$9,600</b>
	<b>Supplies Total</b>	<b>\$2,648,878</b>	<b>\$0</b>	<b>\$2,648,878</b>	<b>\$1,469,984</b>	<b>\$522,293</b>	<b>\$656,601</b>
<b>Property</b>							
<b>Office Equipment</b>							
01612400-57301	HMS-Admin-Equipment	\$500	\$0	\$500	\$0	\$0	\$500
01622400-57301	MMS-Admin-Equipment	\$0	\$0	\$0	\$0	\$0	\$0
01822230-57301	Facilities-Admin-Equipment	\$350	\$0	\$350	\$0	\$0	\$350
	<b>Office Equipment Total</b>	<b>\$850</b>	<b>\$0</b>	<b>\$850</b>	<b>\$0</b>	<b>\$0</b>	<b>\$850</b>
<b>Office Furniture</b>							
01052130-57304	SPED-Health Services Furniture	\$0	\$0	\$0	\$0	\$0	\$0
01402320-57308	Asst. Super.-Furniture	\$0	\$0	\$0	\$810	\$0	(\$810)
01712400-57308	THS-Admin-Office Furniture	\$0	\$0	\$0	\$0	\$0	\$0
01822230-57308	Facilities-Admin-Furniture	\$0	\$0	\$0	\$810	\$0	(\$810)
01852651-57301	Facilities-Building Improvement-Furniture	\$1,200	\$0	\$1,200	\$0	\$0	\$1,200
01902520-57308	Bus Off-Admin-Office Furniture	\$0	\$0	\$0	\$0	\$0	\$0
	<b>Office Furniture Total</b>	<b>\$1,200</b>	<b>\$0</b>	<b>\$1,200</b>	<b>\$1,620</b>	<b>\$0</b>	<b>(\$420)</b>
<b>Classroom Equipment</b>							
01011000-57301	TECEC-Classroom-Instructional Equipment	\$3,000	\$0	\$3,000	\$874	\$400	\$1,726
01032130-57303	PPS-L/W-Equipment Instructional	\$11,000	\$0	\$11,000	\$9,670	\$1,428	(\$98)
01412210-57301	Curr Dir-D/W-Equipment Instructional	\$10,000	\$0	\$10,000	\$0	\$0	\$10,000
01421001-57310	Tech-Classroom-Computer Equipment	\$233,500	\$0	\$233,500	\$217,552	\$0	\$15,948
01422214-57301	Tech-L/W-Computer Equipment	\$11,500	\$0	\$11,500	\$5,888	\$0	\$5,612
01422220-57301	Tech-Dist AV/Ch17-Equipment Instructional	\$28,500	\$0	\$28,500	\$21,043	\$7,981	(\$523)
01511001-57301	BHES-Classroom-Equipment Instructional	\$2,479	\$0	\$2,479	\$100	(\$0)	\$2,379
01512220-57302	BHES-Library-Equipment Instructional	\$2,214	\$0	\$2,214	\$149	\$0	\$2,065
01521001-57301	FTES-Classroom-Equipment Instructional	\$2,400	\$0	\$2,400	\$1,644	\$0	\$756
01522220-57302	FTES-Library-Equipment Instructional	\$2,300	\$0	\$2,300	\$257	\$0	\$2,043
01531001-57301	DFES-Classroom-Equipment Instructional	\$400	\$0	\$400	\$249	\$0	\$151
01532220-57302	DFES-Library-Equipment Instructional	\$2,400	\$0	\$2,400	\$70	\$0	\$2,330
01541001-57301	MBES-Classroom-Equipment Instructional	\$1,000	\$0	\$1,000	\$0	\$0	\$1,000
01542220-57302	MBES-Library-Equipment Instructional	\$2,200	\$0	\$2,200	\$846	\$0	\$1,354
01551001-57301	JRES-Classroom-Equipment Instructional	\$2,500	\$0	\$2,500	\$0	\$0	\$2,500
01552220-57302	JRES-Library-Equipment Instructional	\$2,200	\$0	\$2,200	\$1,490	\$48	\$662
01581001-57301	TES-Classroom-Equipment Instructional	\$2,500	\$0	\$2,500	\$218	\$0	\$2,282
01582220-57302	TES-Library-Equipment Instructional	\$2,200	\$0	\$2,200	\$0	\$0	\$2,200
01611001-57301	HMS-Classroom-Equipment Instructional	\$3,400	\$0	\$3,400	\$701	\$800	\$1,899
01611016-57301	HMS-Music-Equipment Instructional	\$3,300	\$0	\$3,300	\$3,048	\$0	\$252
01612220-57302	HMS-Library-Equipment Instructional	\$1,700	\$0	\$1,700	\$574	\$0	\$1,126
01621001-57301	MMS-Classroom-Equipment Instructional	\$3,400	\$0	\$3,400	\$398	(\$0)	\$3,002
01621016-57301	MMS-Music-Equipment Instructional	\$3,300	\$0	\$3,300	\$0	\$0	\$3,300
01622220-57302	MMS-Library-Equipment Instructional	\$1,700	\$0	\$1,700	\$654	\$0	\$1,046
01711001-57301	THS-Classroom-Equipment	\$0	\$0	\$0	\$0	\$0	\$0
01711002-57301	THS-Art-Equipment Instructional	\$2,000	\$0	\$2,000	\$398	\$3,497	(\$1,895)
01711003-57301	THS-Business Ed-Equipment Instructional	\$0	\$0	\$0	\$0	\$0	\$0
01711006-57301	THS-Ag Science-Equipment Instructional	\$969	\$0	\$969	\$0	\$0	\$969
01711011-57301	THS-Foreign Language-Equipment Instructional	\$6,200	\$0	\$6,200	\$6,174	\$0	\$26
01711013-57301	THS-Home Economics-Equipment Instructional	\$2,500	\$0	\$2,500	\$2,423	\$734	(\$657)
01711014-57301	THS-Industrial Arts-Equipment Instructional	\$800	\$0	\$800	\$518	\$900	(\$618)
01711016-57301	THS-Music-Equipment Instructional	\$1,794	\$0	\$1,794	\$1,123	\$0	\$671
01711019-57301	THS-PE/Health-Equipment Instructional	\$2,500	\$0	\$2,500	\$340	\$282	\$1,878
01711027-57301	THS-Science-Equipment Instructional	\$8,500	\$0	\$8,500	\$876	\$1,189	\$6,435
01712220-57302	THS-Library-Equipment Instructional	\$775	\$0	\$775	\$0	\$780	(\$5)
01712221-57301	THS-Audio Visual-Equipment Instructional	\$4,000	\$0	\$4,000	\$0	\$0	\$4,000
01712400-57301	THS-Admin-Equipment	\$0	\$0	\$0	\$0	\$0	\$0
01713201-57301	Sports-Sports General-Equipment Instructional	\$40,000	\$0	\$40,000	\$197	\$9,119	\$30,684
01723307-57301	Sports-Soccer-Equipment	\$0	\$0	\$0	\$0	\$0	\$0
01723308-57301	Sports-Swimming-Equipment	\$0	\$0	\$0	\$0	\$0	\$0
01723309-57301	Sports-Tennis-Equipment	\$0	\$0	\$0	\$0	\$0	\$0
01723311-57301	Sports-Volleyball-Equipment	\$0	\$0	\$0	\$0	\$0	\$0
01723313-57301	Sports-Outdoor Track-Equipment	\$0	\$0	\$0	\$0	\$0	\$0
01723315-57301	Sports-Gymnastics-Equipment	\$0	\$0	\$0	\$0	\$0	\$0
	<b>Classroom Equipment Total</b>	<b>\$409,131</b>	<b>\$0</b>	<b>\$409,131</b>	<b>\$277,474</b>	<b>\$27,157</b>	<b>\$104,499</b>

Trumbull Board of Education Expense vs Budget Detail  
Report for the Period Ended 1/31/2022

Account #	Account Description	Budget			Expended	Committed/ Estimates	Available/ (Over)
		Original	Transfers	Revised			
<b><u>Classroom Furniture</u></b>							
01511001-57308	BHES-Classroom-Furniture	\$1,000	\$0	\$1,000	\$751	\$751	(\$501)
01521001-57308	FTES-Classroom-Furniture	\$2,000	\$0	\$2,000	\$170	\$0	\$1,830
01531001-57308	DFES-Classroom-Furniture	\$2,000	\$0	\$2,000	\$1,918	\$2,551	(\$2,468)
01541001-57308	MBES-Classroom-Furniture	\$2,000	\$0	\$2,000	\$872	\$0	\$1,128
01551001-57308	JRES-Classroom-Furniture	\$2,000	\$0	\$2,000	\$1,453	\$219	\$328
01581001-57308	TES-Classroom-Furniture	\$2,000	\$0	\$2,000	\$650	\$0	\$1,350
01611001-57308	HMS-Classroom-Furniture	\$500	\$0	\$500	\$0	\$0	\$500
01621001-57308	MMS-Classroom-Furniture	\$0	\$0	\$0	\$0	\$0	\$0
	<b>Classroom Furniture Total</b>	<b>\$11,500</b>	<b>\$0</b>	<b>\$11,500</b>	<b>\$5,813</b>	<b>\$3,520</b>	<b>\$2,167</b>
<b><u>Building Equipment</u></b>							
01842610-57301	Facilities-Custodial-Equipment	\$5,000	\$0	\$5,000	\$1,560	\$0	\$3,440
01852622-57307	Facilities-Snow Removal-Equipment	\$5,000	\$0	\$5,000	\$4,581	\$0	\$419
01852623-57307	Facilities-Vehicles-Equipment	\$1,000	\$0	\$1,000	\$1,554	\$2,146	(\$2,700)
01852625-57307	Facilities-Grounds-Equipment	\$17,000	\$0	\$17,000	\$0	\$0	\$17,000
01852627-57307	Facilities-Lawn Care-Equipment	\$0	\$0	\$0	\$36,997	\$0	(\$36,997)
01852632-57307	Facilities-Inside Maintenance-Equipment	\$1,000	\$0	\$1,000	\$0	\$0	\$1,000
01852633-57306	FacilitiesPlantBldg-Electrical-Equipment	\$0	\$0	\$0	\$16,939	\$5,154	(\$22,093)
01852633-57307	Facilities-Electrical-Equipment	\$2,500	\$0	\$2,500	\$185	\$300	\$2,015
01852639-57307	Facilities-HVAC-Equipment	\$25,992	\$0	\$25,992	\$10,042	\$38,800	(\$22,850)
01852643-57307	Facilities-Plant-Equipment	\$0	\$0	\$0	\$0	\$945	(\$945)
01852644-57307	Facilities-Plumbing-Equipment	\$1,000	\$0	\$1,000	\$1,062	\$87,360	(\$87,422)
01852648-57307	Facilities-IAQ-Equipment	\$10,000	\$0	\$10,000	\$0	\$0	\$10,000
01852654-57340	Facilities-Maintenance-Vehicle	\$80,000	\$0	\$80,000	\$68,385	\$0	\$11,615
	<b>Building Equipment Total</b>	<b>\$148,492</b>	<b>\$0</b>	<b>\$148,492</b>	<b>\$141,305</b>	<b>\$134,705</b>	<b>(\$127,518)</b>
<b><u>Building Improvements</u></b>							
01842611-57202	Facilities-Project Improvements to Site	\$128,489	\$0	\$128,489	\$0	\$0	\$128,489
01852650-57200	Facilities-Site-Building Improvement	\$0	\$0	\$0	\$6,920	\$13,790	(\$20,710)
01852650-57202	Facilities-Site-Building Improvement	\$0	\$0	\$0	\$0	\$0	\$0
01852651-57202	Facilities-Building Improvement-Projects	\$30,000	\$0	\$30,000	\$85,676	\$12,320	(\$67,996)
	<b>Building Improvements Total</b>	<b>\$158,489</b>	<b>\$0</b>	<b>\$158,489</b>	<b>\$92,596</b>	<b>\$26,110</b>	<b>\$39,784</b>
<b><u>Other Equipment</u></b>							
01422520-57301	Tech-Admin-WAN Equipment	\$3,500	\$0	\$3,500	\$676	\$0	\$2,824
	<b>Other Equipment Total</b>	<b>\$3,500</b>	<b>\$0</b>	<b>\$3,500</b>	<b>\$676</b>	<b>\$0</b>	<b>\$2,824</b>
	<b>Property Total</b>	<b>\$733,162</b>	<b>\$0</b>	<b>\$733,162</b>	<b>\$519,484</b>	<b>\$191,492</b>	<b>\$22,186</b>
<b><u>Miscellaneous</u></b>							
<b><u>Debt Service, Dues, Fees and Memberships</u></b>							
01011000-58900	TECEC-Admin-Dues & Fees	\$700	\$0	\$700	\$186	\$0	\$514
01011200-58900	PPS-Admin-Dues & Fees	\$2,000	\$0	\$2,000	\$772	\$1,305	(\$77)
01402210-58900	Instructional-Dues & Fees	\$0	\$0	\$0	\$0	\$0	\$0
01402320-58900	Asst Super-Admin-Dues & Fees	\$7,000	\$0	\$7,000	\$5,380	\$219	\$1,401
01412210-58900	Curr Dir-Admin-Dues & Fees	\$0	\$0	\$0	\$0	\$0	\$0
01422520-58900	Tech-Admin-Dues & Fees	\$100	\$0	\$100	\$0	\$0	\$100
01512400-58900	BHES-Admin-Dues & Fees	\$553	\$0	\$553	\$350	\$0	\$203
01522400-58900	FTES-Admin-Dues & Fees	\$553	\$0	\$553	\$318	\$0	\$235
01532400-58900	DFES-Admin-Dues & Fees	\$248	\$0	\$248	\$0	\$0	\$248
01542400-58900	MBES-Admin-Dues & Fees	\$250	\$0	\$250	\$0	\$0	\$250
01552400-58900	JRES-Admin-Dues & Fees	\$250	\$0	\$250	\$0	\$0	\$250
01582400-58900	TES-Admin-Dues & Fees	\$550	\$0	\$550	\$361	\$0	\$189
01612400-58900	HMS-Admin-Dues & Fees	\$900	\$0	\$900	\$1,060	\$0	(\$160)
01622400-58900	MMS-Admin-Dues & Fees	\$900	\$0	\$900	\$764	\$0	\$136
01711006-58900	THS-Ag Science-Dues & Fees	\$899	\$0	\$899	\$350	\$0	\$549
01711019-58900	THS-PE/Health-Dues & Fees	\$0	\$0	\$0	\$0	\$0	\$0
01712120-58900	THS-Guidance-Dues & Fees	\$0	\$0	\$0	\$25	\$0	(\$25)
01712220-58900	THS-Library-Dues & Fees	\$0	\$0	\$0	\$0	\$0	\$0
01712400-58900	THS-Admin-Dues & Fees	\$11,225	\$0	\$11,225	\$10,694	\$157	\$374
01713201-58900	Sports-Sports General-Dues & Fees	\$35,000	\$0	\$35,000	\$28,094	\$4,950	\$1,956
01741200-58900	Cont Ed-Admin-Dues & Fees	\$0	\$0	\$0	\$0	\$0	\$0
01822230-58900	Facilities-Admin-Dues & Fees	\$1,500	\$0	\$1,500	\$1,200	\$0	\$300
01882700-58900	Trans-Admin-Dues & Fees	\$375	\$0	\$375	\$127	\$0	\$248
01902320-58900	Super-Admin-Dues & Fees	\$13,000	\$0	\$13,000	\$19,472	\$2,400	(\$8,872)
01912520-58310	Redemption of Principal on Loans	\$673,494	\$0	\$673,494	\$411,428	\$261,882	\$184



Trumbull Board of Education Expense vs Budget Detail  
Report for the Period Ended 1/31/2022

<u>Account #</u>	<u>Account Description</u>	<u>Budget</u>			<u>Expended</u>	<u>Committed/ Estimates</u>	<u>Available/ (Over)</u>
		<u>Original</u>	<u>Transfers</u>	<u>Revised</u>			
01912520-58320	Interest on Loans	\$120,124	\$0	\$120,124	\$66,109	\$54,198	(\$183)
01912520-58900	Bus Off-Admin-Dues & Fees	\$7,000	\$0	\$7,000	\$11,798	\$0	(\$4,798)
	<b>Dues, Fees and Memberships Total</b>	<b>\$876,621</b>	<b>\$0</b>	<b>\$876,621</b>	<b>\$558,488</b>	<b>\$325,111</b>	<b>(\$6,978)</b>
<b><u>Other Miscellaneous</u></b>							
01912520-58904	D/W-Admin-Bad Debt Expense	\$1,000	\$0	\$1,000	\$0	\$0	\$1,000
	<b>Other Miscellaneous Total</b>	<b>\$1,000</b>	<b>\$0</b>	<b>\$1,000</b>	<b>\$0</b>	<b>\$0</b>	<b>\$1,000</b>
	<b>Miscellaneous Total</b>	<b>\$877,621</b>	<b>\$0</b>	<b>\$877,621</b>	<b>\$558,488</b>	<b>\$325,111</b>	<b>(\$5,978)</b>
<b><u>Other Objects</u></b>							
01412210-59000	Curr-District Wide Support	\$0	\$0	\$0	\$0	\$0	\$0
01912520-59000	Bus Office-Admin-Anticipated Surplus	\$0	\$0	\$0	\$0	\$0	\$0
01912520-59001	Bus Office-Excess Cost Reim	\$0	\$0	\$0	\$0	\$0	\$0
	<b>Other Objects Total</b>	<b>\$0</b>	<b>\$0</b>	<b>\$0</b>	<b>\$0</b>	<b>\$0</b>	<b>\$0</b>
	<b>Munis Report Total</b>	<b>\$112,296,658</b>	<b>\$0</b>	<b>\$112,296,658</b>	<b>\$55,386,179</b>	<b>\$55,501,144</b>	<b>\$1,409,335</b>

**Trumbull Board of Education COVID Expense  
Report for the Period Ended 1/31/2022**

<u>Account #</u>	<u>Account Description</u>	<u>Actual</u>	<u>Committed/ Expended</u>	<u>Available/ Estimates</u>
<b><u>COVID Expenses reflected in Munis expended</u></b>				
01011200-53230 -COVID	CONSULTANT	\$0	\$0	\$0
01011200-56111 -COVID	SUPPLIES - GENERAL CLASSROOM	\$0	\$0	\$0
01052130-56110 -COVID	SUPPLIES	\$0	\$0	\$0
01331200-51110 -COVID	TEACHERS-CLASSROOM	\$0	\$0	\$0
01401203-51117 -COVID	SUBSTITUTE TEACHERS,TUTORS	\$0	\$0	\$0
01402320-51114 -COVID	DIRECTOR	\$0	\$0	\$0
01421001-57310 -COVID	EQUIPMENT-COMPUTER	\$0	\$0	\$0
01422214-56900 -COVID	PARTS, MAINTENANCE	\$0	\$0	\$0
01422214-57301 -COVID	EQUIPMENT-COMPUTER	\$0	\$0	\$0
01422520-51141 -COVID	CUST./MAINT. - OT - SCHOOL	\$0	\$0	\$0
01422520-56110 -COVID	SUPPLIES	\$0	\$0	\$0
01422520-56900 -COVID	PARTS, MAINTENANCE	\$0	\$0	\$0
01521001-57308 -COVID	FURNITURE	\$0	\$0	\$0
01541001-56111 -COVID	SUPPLIES - GENERAL CLASSROOM	\$0	\$0	\$0
01541001-57308 -COVID	FURNITURE	\$0	\$0	\$0
01551001-57308 -COVID	FURNITURE	\$0	\$0	\$0
01581001-57308 -COVID	FURNITURE	\$0	\$0	\$0
01611016-56111 -COVID	SUPPLIES - GENERAL CLASSROOM	\$0	\$0	\$0
01612400-56110 -COVID	SUPPLIES	\$0	\$0	\$0
01712400-56110 -COVID	SUPPLIES	\$0	\$0	\$0
01712400-57308 -COVID	FURNITURE	\$0	\$0	\$0
01713201-56112 -COVID	SUPPLIES	\$0	\$0	\$0
01802320-51117 -COVID	SUBSTITUTE TEACHERS,TUTORS	\$0	\$0	\$0
01802320-51129 -COVID	OTHER NON-CERTIFIED	\$0	\$0	\$0
01802320-51139 -COVID	SUBSTITUTE TEACHERS,TUTORS	\$0	\$0	\$0
01842610-51140 -COVID	CUST./MAINT. - OT - SCHOOL	\$0	\$0	\$0
01842610-51141 -COVID	CUST./MAINT. - OT - SCHOOL	\$0	\$0	\$0
01842610-51149 -COVID	CUST./MAINT. - OT - SCHOOL	\$0	\$0	\$0
01842610-56130 -COVID	SUPPLIES - CUSTODIAL	\$10,057	\$1,082	(\$11,139)
01852620-51141 -COVID	CUST./MAINT. - OT - SCHOOL	\$0	\$0	\$0
01852631-54300 -COVID	REPAIRS, SERVICE FEES	\$0	\$0	\$0
01852639-56134 -COVID	PARTS AND SUPPLIES-MAINTENANCE	\$0	\$0	\$0
01852639-57307 -COVID	EQUIPMENT	\$10,042	\$0	(\$10,042)
01852644-56134 -COVID	PARTS AND SUPPLIES-MAINTENANCE	\$0	\$0	\$0
<b><u>COVID Total</u></b>		<b>20,099</b>	<b>\$1,082</b>	<b>(\$21,181)</b>
<b><u>Report Total less COVID</u></b>	<b>\$112,296,658</b>	<b>\$0</b>	<b>\$112,296,658</b>	<b>\$55,366,080</b>
<b><u>Munis Report Total</u></b>	<b>\$112,296,658</b>	<b>\$0</b>	<b>\$112,296,658</b>	<b>\$55,386,179</b>
			<b>\$55,501,144</b>	<b>\$1,409,335</b>

	<b>Trumbull Board of Education</b>				
	<b>Town 009 Accounts</b>				
	<b>7/1/21 to 1/31/22</b>				
<b>Org#</b>	<b>Description</b>	<b>Budget</b>	<b>Expenditures</b>	<b>Encumbrances</b>	<b>Balance</b>
09002611	Electricity	24,000	14,000	-	10,000
09005000	Community Services-Custodian Reg Pay	1,000	-	-	1,000
09005000	Community Services-Custodian OT Pay	80,688	22,911	-	57,777
09005000	Community Services-Custodian OT Pay-COVID	20,500	-	-	20,500
09006001	Non Public Schools - Teachers	100,291	45,609	62,194	(7,511)
09006200	Community Services - HC Pool Employee	59,400	32,190	24,482	2,729
09006200	Community Services - HC Pool Supplies	15,151	627	471	14,053
09007001	Non Public Transportation-Admin	15,270	9,351	5,844	75
09007001	Non Public Transportation-Secretary	15,581	9,354	5,846	381
09007001	Non Public Transportation-Bus Routes	925,547	283,423	630,880	11,245
	<b>Total Town 009 Fund</b>	<b>1,257,428</b>	<b>417,464</b>	<b>729,716</b>	<b>110,248</b>

**Student Activity Account Trial Balance For January  
2022**

ACCOUNT	ACCOUNT NAME	BEG. BALANCE	DEBITS	CREDITS	NET CHANGE	END BALANCE
100 -00-0000-10410 -	SA CASH ACCT - PEOPLES BANK	340,775	5,075	5,753	(678)	340,097
100 -00-0000-14004 -	DUE FROM 205 FUND	45	-	-	-	45
100 -00-0000-20032 -	THS Model Congress	(2,949)	-	-	-	(2,949)
100 -00-0000-20068 -	MATH HONOR SOCIETY	(1,846)	-	-	-	(1,846)
100 -00-0000-20082 -	THS ORCHESTRA	(742)	-	-	-	(742)
100 -00-0000-20101 -	THS LIBRARY CLUB	(3,487)	-	-	-	(3,487)
100 -00-0000-20110 -	THS Pink Ribbon	(1,357)	-	-	-	(1,357)
100 -00-0000-20130 -	THS BOOK STORE	(3,281)	-	-	-	(3,281)
100 -00-0000-20133 -	THS NEWSPAPER	(158)	50	-	50	(108)
100 -00-0000-20139 -	THS TRILLIUM YEARBOOK	(15,713)	136	10	126	(15,587)
100 -00-0000-20152 -	HILLCREST MIDDLE SCHOOL	(13,366)	1,304	1,487	(183)	(13,549)
100 -00-0000-20156 -	MADISON MIDDLE SCHOOL	(6,745)	516	410	106	(6,639)
100 -00-0000-20164 -	THS Class of 2017	(5,344)	-	-	-	(5,344)
100 -00-0000-20165 -	THS Class of 2018	(8,098)	-	-	-	(8,098)
100 -00-0000-20166 -	THS Class of 2019	(2,292)	-	-	-	(2,292)
100 -00-0000-20167 -	THS Class of 2020	(13,251)	-	-	-	(13,251)
100 -00-0000-20168 -	THS Class of 2021	(7,860)	-	-	-	(7,860)
100 -00-0000-20169 -	THS Class of 2022	(17,617)	-	-	-	(17,617)
100 -00-0000-20170 -	THS Class of 2023	(9,424)	-	-	-	(9,424)
100 -00-0000-20171 -	THS Class of 2024	(1,500)	1,000	-	1,000	(500)
100 -00-0000-20172 -	THS Class of 2025	(1,000)	-	-	-	(1,000)
100 -00-0000-20180 -	THS VOAG FUTURE FARMERS	(1,392)	-	-	-	(1,392)
100 -00-0000-20190 -	THS VOAG FARM	(29,431)	-	352	(352)	(29,783)
100 -00-0000-20251 -	BOOTH HILL SCHOOL	(4,616)	445	50	395	(4,220)
100 -00-0000-20252 -	FRENCHTOWN SCHOOL	(3,686)	310	33	276	(3,410)
100 -00-0000-20253 -	DANIELS FARM	(502)	-	-	-	(502)
100 -00-0000-20254 -	MIDDLEBROOK SCHOOL	(4,006)	-	-	-	(4,006)
100 -00-0000-20255 -	JANE RYAN SCHOOL	(411)	-	-	-	(411)
100 -00-0000-20258 -	TASHUA SCHOOL	(8,870)	986	42	944	(7,926)
100 -00-0000-20510 -	THS STUDENT COUNCIL	(5,334)	-	-	-	(5,334)
100 -00-0000-20550 -	GENERAL FUND	(2,969)	-	15	(15)	(2,984)
100 -00-0000-20599 -	THS HISTORY HONOR SOCIETY	(301)	-	-	-	(301)
100 -00-0000-20603 -	THS DECA (MARKETING EDUCATION)	(7,506)	1,170	975	195	(7,311)
100 -00-0000-20604 -	THS BAND	(967)	-	-	-	(967)
100 -00-0000-20605 -	THS KEY CLUB	(477)	-	-	-	(477)
100 -00-0000-20606 -	THS BEST BUDDIES	(937)	-	-	-	(937)
100 -00-0000-20607 -	THS HOME ECON. CLUB	(2)	-	-	-	(2)
100 -00-0000-20608 -	THS LOST TEXTBOOKS	(6,196)	-	12	(12)	(6,208)
100 -00-0000-20609 -	THS Creative Minds	(2,573)	-	-	-	(2,573)
100 -00-0000-20611 -	THS ACADEMIC DECATHLON	(2,468)	-	-	-	(2,468)
100 -00-0000-20613 -	THS LATIN CLUB	(144)	-	-	-	(144)
100 -00-0000-20614 -	THS CHORAL GROUP	(5)	-	-	-	(5)
100 -00-0000-20615 -	THS ITALIAN CLUB	(1,388)	-	-	-	(1,388)
100 -00-0000-20617 -	THS FUTURE BUSINESS LEADERS	(2,864)	-	-	-	(2,864)
100 -00-0000-20620 -	THS FRENCH CLUB	(953)	-	-	-	(953)
100 -00-0000-20621 -	THS MISCELLANEOUS	(3,423)	-	-	-	(3,423)
100 -00-0000-20622 -	THS IN/OUT	(3,163)	-	55	(55)	(3,218)
100 -00-0000-20624 -	THS SPANISH CLUB	(1,063)	-	-	-	(1,063)
100 -00-0000-20625 -	THS SODA MACHINE	(358)	-	7	(7)	(365)
100 -00-0000-20627 -	THS World Lang.HONOR SOCIETIES	(1,972)	-	-	-	(1,972)
100 -00-0000-20628 -	THS A.V. CLUB	(172)	-	-	-	(172)

**Student Activity Account Trial Balance For January  
2022**

100 -00-0000-20629 -	THS SUNSHINE FUND	(1,312)	-	-	-	(1,312)
100 -00-0000-20630 -	THS SKI CLUB	(58)	-	-	-	(58)
100 -00-0000-20631 -	THS SOAR Enterprises	(2,800)	-	-	-	(2,800)
100 -00-0000-20633 -	THS WE THE PEOPLE	(52)	-	-	-	(52)
100 -00-0000-20637 -	THS Ethics Club	178	-	-	-	178
100 -00-0000-20639 -	THS MODEL U.N. CLUB	(1,902)	-	-	-	(1,902)
100 -00-0000-20640 -	THS INTERACT CLUB	(57)	-	-	-	(57)
100 -00-0000-20641 -	THS THESPIAN SOCIETY	(15,583)	-	129	(129)	(15,712)
100 -00-0000-20642 -	THS Youth to Youth	(855)	-	-	-	(855)
100 -00-0000-20643 -	THS GRADUATION-CAP & GOWNS	(28,303)	-	855	(855)	(29,158)
100 -00-0000-20644 -	THS ROBOTICS CLUB	(1,623)	-	-	-	(1,623)
100 -00-0000-20645 -	THS LINK CREW LEADERS	(23,074)	-	-	-	(23,074)
100 -00-0000-20646 -	THS CHEERLEADING	(2,821)	-	-	-	(2,821)
100 -00-0000-20647 -	THS FASHION CLUB	(390)	-	-	-	(390)
100 -00-0000-20702 -	THS PEER LEADERS	(412)	-	-	-	(412)
100 -00-0000-20703 -	THS PEER MEDIATION CLUB	(3,499)	-	-	-	(3,499)
100 -00-0000-20706 -	THS NATIONAL ENGLISH HONOR SOC	(5,357)	-	-	-	(5,357)
100 -00-0000-20707 -	THS NATIONAL HONOR SOCIETY	(737)	-	-	-	(737)
100 -00-0000-20708 -	THS POETRY	(785)	-	-	-	(785)
100 -00-0000-20709 -	THS ALT METHODS OF PYMNT	38	-	-	-	38
100 -00-0000-20710 -	THS GIRLS BASKETBALL	(6,414)	-	650	(650)	(7,064)
100 -00-0000-20711 -	THS BOYS BASKETBALL	(40)	-	-	-	(40)
100 -00-0000-20712 -	THS GLOW CLUB	(83)	-	-	-	(83)
100 -00-0000-20713 -	THS GRAPHIC DESIGN	(214)	-	-	-	(214)
100 -00-0000-20714 -	THS GYMNASTICS	(1,603)	-	-	-	(1,603)
100 -00-0000-20715 -	THS BUS.ED.ENTREPRENEUR	(1,013)	-	-	-	(1,013)
100 -00-0000-20718 -	THS GIRLS CROSS COUNTRY	(22)	-	-	-	(22)
100 -00-0000-20719 -	THS GOLF	(567)	-	-	-	(567)
100 -00-0000-20726 -	THS GIRLS INDOOR TRACK	178	-	-	-	178
100 -00-0000-20727 -	THS BOYS INDOOR TRACK	(2,277)	-	-	-	(2,277)
100 -00-0000-20728 -	THS MOCK TRIAL	(161)	-	-	-	(161)
100 -00-0000-20732 -	THS GIRLS OUTDOOR TRACK	(1,270)	-	-	-	(1,270)
100 -00-0000-20733 -	THS GIRLS TENNIS	(3,061)	-	-	-	(3,061)
100 -00-0000-20737 -	THS Science Honor Society	(975)	-	-	-	(975)
100 -00-0000-20810 -	Trumbull Football Alumni Assoc	(1,000)	-	-	-	(1,000)
100 -00-0000-24004 -	Due to Fund 001/Town	(22,776)	-	156	(156)	(22,932)
100 -00-0000-24008 -	Due to Fund 205/BOE Programs	4,062	-	-	-	4,062
100 -00-0000-29280 -	ACCOUNTS PAYABLE	-	5,736	5,736	-	-
Student Activity	Report Totals	(0)	16,728	16,728	0	(0)

GRANTS YEAR-TO-DATE BUDGET REPORT FOR 2022 07

ORG	ACCOUNT DESCRIPTION	ORIGINAL APPROP	TRANFRS/ ADJSMTS	REVISED BUDGET	YTD EXPENDED	ENCUMBRANCES	AVAILABLE BUDGET	% USED
2009010	2009010 IDEA-611 20977	-	1,637,108	1,637,108	653,147	727,417	256,544	84.30
2009011	2009011 IDEA-611 NP 20977	-	76,666	76,666	15,586	21,253	39,827	48.10
2009080	2009080 TITLE III-A 20868	-	4,654	4,654	12,741	15,561	(23,648)	608.20
2009081	2009081 Title III-A NP	-	8,882	8,882	600	1,200	7,082	20.30
2009112	2009112 NP ESSER 9.30.22	-	17,018	17,018	-	285	16,733	1.70
2009117	2009117 ESSERII Dyslexia 6.30.	-	11,700	11,700	-	-	11,700	-
2009118	2009118 ESSER II-\$25K SERA 6.3	-	25,000	25,000	-	4,956	20,044	19.80
2009119	2009119 ESSER II-SERA 6.30.23	-	80,000	80,000	-	-	80,000	-
2009120	2009120 ESSER II 9.30.23	-	765,457	765,457	355,816	309,871	99,769	87.00
2009121	2009121 ESSER ARP 9.30.24	-	1,720,898	1,720,898	179,196	244,357	1,297,345	24.60
2009124	2009124 ARP IDEA 611 6.30.23	-	357,767	357,767	637	2,330	354,800	0.80
2009125	2009125 ARP IDEA 619 6.30.23	-	33,959	33,959	-	-	33,959	-
2009140	2009140 TITLE I 20679	-	93,319	93,319	58,526	42,976	(8,182)	108.80
2009141	2009141 TITLE I NP	-	901	901	-	-	901	-
2009300	2009300 TITLE IV-A 20873	-	11,032	11,032	-	-	11,032	-
2009301	2009301 TITLE IV-A NP 20873	-	4,134	4,134	782	200	3,152	23.80
2009350	2009350 HEADSTART ABCD OCT-SEP	-	388,049	388,049	180,034	149,253	58,761	84.90
2009370	2009370 HEADSTARTFOOD-CACFP 10	-	3,956	3,956	3,723	-	233	94.10
2009450	2009450 IDEA PRE-K 20983	-	42,321	42,321	18,048	17,245	7,029	83.40
2009460	2009460 OPEN CHOICE	-	240,139	240,139	16,052	8,454	215,633	10.20
2009470	2009470 PERKINS GRANT 20742	-	56,816	56,816	4,779	28,753	23,284	59.00
2009480	2009480 TITLE II PART A 20858	-	30,432	30,432	23,202	30,472	(23,242)	176.40
2009481	2009481 TITLE II-A NP 20858	-	33,816	33,816	867	-	32,949	2.60
2009505	2009505 TPAUD-DFC	-	174,994	174,994	65,372	17,964	91,657	47.60
2009507	2009507 TPAUD-Opioid Preventio	-	8,526	8,526	3,526	2,646	2,354	72.40
2009509	2009509 Local Prevention Counc	-	9,663	9,663	162	1,938	7,563	21.70
2009520	2009520 MAGNET TRANSPORTATION	-	72,800	72,800	-	-	72,800	-
2009605	2009605 Emergency Connectivity	-	192,015	192,015	192,015	-	-	100.00
2009700	2009700 CRF Grant -Coronavirus	-	25,861	25,861	25,861	-	-	100.00
2009710	2009710 SPED Stipend-COVID 9.3	-	19,427	19,427	19,427	-	-	100.00
Grand Total		-	6,147,309	6,147,309	1,830,098	1,627,132	2,690,079	56.20

					Trumbull Board of Education						
					Special Revenue BOE Programs						
					7/1/21 to 1/31/22				Fund Balance(Deficit) as of		
						Operating Transfer In (Out) also reflected in Revenue (Expense)			Revenues over (under) Expenditures includes Operating Transfers		
Org#	Description	Org	Obj	Prj	Revenues		Expenditures	Encumbrances		7/1/21	1/31/2022
2051660	ACE Foundation	205	31510	Ace	-	-	-	-	-	58	58
2059530	Agriscience	205	31510	Agri	-	-	-	-	-	13,389	13,389
2051121	Athletics	205	31510	Athle	259,016	-	138,651	10,088	110,277	67,791	178,068
2052651	Building Use	205	31510	bldgu	6,436	-	3,025	155	3,257	21,636	24,893
2051650	Continuing Ed	205	31510	ContE	41,248	-	45,910	14,736	(19,398)	(342)	(19,740)
2051100	Driver's Education	205	31510	DrEd	11,270	-	7,408	-	3,862	14,386	18,248
2051717	Elementary Strings/Band	205	31510	Pay	47,000	-	91,852	104,327	(149,179)	22,745	(126,434)
2051713	ELITE Business Program	205	31510	ELITE	15,938	-	57,816	87,527	(129,404)	-	(129,404)
2056230	Guidance/Testing	205	31510	Guid	768	-	75	-	693	10,092	10,785
2059240	Interdistrict (TECEC*/REACH*/IIP*)	205	31510	Inter	342,818	-	166,370	203,179	(26,730)	63,005	36,275
2059540	Madison Grant	205	31510	Mad	-	-	-	-	-	368	368
2059490	THS Miscellaneous	205	31510	Misc	-	-	-	-	-	2,401	2,401
2051019	PE Day	205	31510	PE	-	-	-	-	-	247	247
2051200	SBCH-PPS Medicaid Program	205	31510	Medic	29,926	-	42,186	28,794	(41,054)	(28,062)	(69,115)
2055904	Rebates	205	31510	Reb	33,028	-	63,074	-	(30,046)	61,584	31,538
2051600	Summer Explorations	205	31510	SS	40,808	-	204,208	19,745	(183,145)	(19,333)	(202,478)
2052221	Take Home Device Insurance	205	31510	Take	44,240	-	27,301	-	16,939	33,472	50,411
2057100	THS AP Testing	205	31510	TEST	397	-	2,832	120,000	(122,435)	19,471	(102,963)
2051380	THS Auditorium	205	31510	Audi	-	-	-	-	-	-	-
2059400	THS Connections	205	31510	Cnnct	-	-	-	-	-	1,125	1,125
2059450	THS Culinary Kitchen Catering	205	31510	Culin	2,975	-	3,162	328	(514)	7,985	7,471
2055400	THS Musical	205	31510	music	11,109	-	7,902	1,000	2,207	17,939	20,147
2059510	Typical or Troubled Grant	205	31510	typic	-	-	-	-	-	643	643
2056207	Used Book Sales	205	31510	UsedB	-	-	-	-	-	2,145	2,145
2055213	Voluntary Insurance	205	31510	VISION	-	-	14,544	116,015	(130,559)	2,439	(128,120)
				Total							
	Total Special Revenue Fund			FB Alloc	886,978	-	876,316	705,891	(695,229)	315,185	(380,045)
	* TECEC-Trumbull Early Childhood Education Center										
	* REACH-Regional Educational Academic and Counseling Help										
	* IIP-Interim Instructional (transition) Program										

School Lunch Financials for 2021-2022 School Year - FUND 210														
	7/31/2021 YTD	7/31/2021 Month	8/31/2021 YTD	8/31/2021 Month	9/30/2021 YTD	9/30/2021 Month	10/31/2021 YTD	10/31/2021 Month	11/30/2021 YTD	11/30/2021 Month	12/31/2021 YTD	12/31/2021 Month	1/31/2022 YTD	1/31/2022 Month
<b>Balance Sheet</b>														
<b>Assets:</b>														
Cash	1,515,308		1,522,333		1,592,797		927,651		1,058,298		1,297,548		1,608,662	
Receivables	48,850		66,020		379,379		745,676		826,231		782,264		731,654	
Inventory	39,725		39,725		64,993		64,993		64,993		64,993		64,993	
Prepaid Expense													-	
Due From Others													-	
<b>Total Assets:</b>	<b>1,603,883</b>		<b>1,628,077</b>		<b>2,037,169</b>		<b>1,738,319</b>		<b>1,949,523</b>		<b>2,144,805</b>		<b>2,405,309</b>	
<b>Liabilities:</b>														
Accounts Payable	-		-		743,391		224,408		188,275		101,304		150,046	
Deferred Revenue	122,156		129,664		126,636		120,704		118,137		115,863		115,402	
Due to Town	1,273,920		1,281,958		898,306		1,070,239		1,208,589		1,391,023		1,506,823	
Reserve for Encumbrance	52,711		52,711		5,154		-		-		-		-	
<b>Total Liabilities:</b>	<b>1,448,788</b>		<b>1,464,333</b>		<b>1,773,487</b>		<b>1,415,351</b>		<b>1,515,002</b>		<b>1,608,189</b>		<b>1,772,271</b>	
<b>Fund Balances:</b>	<b>155,095</b>		<b>163,744</b>		<b>263,682</b>		<b>322,968</b>		<b>434,521</b>		<b>536,616</b>		<b>633,037</b>	
<b>Statement of Revenues, Expenditures and Changes in Fund Balances</b>														
<b>Revenue/increases:</b>														
Food Sales/Charges for Service	(180)	(180)	5,512	5,692	79,519	74,008	144,786	65,267	206,025	61,239	259,613	53,588	311,565	51,952
Intergovernmental	-	-	10,995	10,995	323,393	312,399	703,203	379,810	1,080,077	376,874	1,412,321	332,244	1,722,805	310,484
Other Income/Interest	-	-	-	-	-	-	-	-	-	-	-	-	-	-
Intergovernmental (Town) Transfer	-	-	-	-	-	-	-	-	-	-	-	-	-	-
Increases	-	-	-	-	-	-	-	-	-	-	-	-	-	-
<b>Total revenue/increases</b>	<b>(180)</b>	<b>(180)</b>	<b>16,506</b>	<b>16,686</b>	<b>402,913</b>	<b>386,406</b>	<b>847,989</b>	<b>445,077</b>	<b>1,286,102</b>	<b>438,113</b>	<b>1,671,935</b>	<b>385,833</b>	<b>2,034,371</b>	<b>362,436</b>
<b>Expenses/decreases</b>														
Wages	-	-	8,219	8,219	88,432	80,213	221,320	132,888	320,399	99,079	458,185	137,786	536,156	77,971
FICA	-	-	595	595	4,991	4,396	12,121	7,130	17,505	5,384	25,585	8,081	29,810	4,224
Medical	81,472	81,472	81,184	(289)	113,044	31,861	144,514	31,470	177,898	33,384	213,489	35,591	246,894	33,405
Other Expenses	(421)	(421)	(908)	(487)	20,617	21,525	26,347	5,730	32,528	6,181	35,245	2,717	37,059	1,813
Supplies	-	-	-	-	11,157	11,157	23,117	11,960	37,398	14,281	48,000	10,602	55,506	7,506
Cost of Food	-	-	-	-	139,515	139,515	340,757	201,242	507,319	166,562	596,279	88,960	727,018	130,739
Equipment/Capital	-	-	-	-	-	-	524	524	2,214	1,690	2,214	-	7,417	5,203
Intergovernmental Transfer	-	-	-	-	-	-	-	-	-	-	-	-	-	-
Decreases	-	-	-	-	-	-	-	-	-	-	-	-	-	-
<b>Total Expenditures/Increases</b>	<b>81,051</b>	<b>81,051</b>	<b>89,089</b>	<b>8,038</b>	<b>377,756</b>	<b>288,667</b>	<b>768,700</b>	<b>390,944</b>	<b>1,095,260</b>	<b>326,561</b>	<b>1,378,998</b>	<b>283,737</b>	<b>1,639,858</b>	<b>260,861</b>
Incr/(Decr) in fund balances before operating transfers	(81,231)		(72,583)		25,157		79,290		190,842		292,937		394,512	
Operating Transfers in/(out)	-		-		-		-		-		-		-	
<b>Incr/(Decr) in fund balances after operating transfers</b>	<b>(81,231)</b>		<b>(72,583)</b>		<b>25,157</b>		<b>79,290</b>		<b>190,842</b>		<b>292,937</b>		<b>394,512</b>	
Fund Balances:														
Beginning of year	236,327		236,327		238,525		243,679		243,679		243,679		238,526	
End of period	155,095		163,744		263,682		322,968		434,521		536,616		633,037	
Months Revenue Control	(180)		16,686		386,406		445,077		438,113		385,833		362,436	
Month Expenditure Control	81,051		8,038		288,667		390,944		326,561		283,737		260,934	
							34							
Profit (Loss) for the month	(81,231)		8,649		99,938		59,286		111,552		102,095		101,502	



SCHOOL LUNCH FINANCIALS AS OF JANUARY 31, 2022 - FUND 210

Balance Sheet as of 1/31	Budget	1/31/22 <u>School Lunch</u>	<u>Encumbered</u>	<u>Available/ (Over)</u>	1/31/21 <u>School Lunch</u>	<u>YTY Diff.</u>	<u>% Change</u>
<b>Assets:</b>							
Cash		1,608,662			977,172	631,490	64.62%
Receivables		731,654			352,858	378,796	107.35%
Inventory		64,993			67,194	(2,201)	-3.28%
Prepaid Expense					-		
Due From Others					-		
<b>Total Assets:</b>		<b>2,405,309</b>			<b>1,397,224</b>	<b>1,008,085</b>	<b>72.15%</b>
<b>Liabilities:</b>							
Accounts Payable		150,046			95,861	54,185	56.52%
Deferred Revenue		115,402			133,483	(18,081)	-13.55%
Due to Town		1,506,823			2,289,519	(782,696)	-34.19%
Reserve for Encumbrance					-		
<b>Total Liabilities:</b>		<b>1,772,271</b>			<b>2,518,863</b>	<b>(746,591)</b>	<b>-29.64%</b>
<b>Fund Balances:</b>		<b>633,037</b>			<b>(1,121,639)</b>	<b>1,754,677</b>	<b>-156.44%</b>
<b>Statement of Revenues, Expenditures and Changes in Fund Balances for the 5 months ended 1/31</b>							
<b>Revenue/increases:</b>							
Food Sales/Charges for Service	2,006,000	311,565		1,694,435	32,369	279,197	862.56%
Intergovernmental	1,853,800	1,722,805		130,995	496,792	1,226,013	246.79%
Other Income/Interest		-		-	-	-	
Intergovernmental (Town) Transfer		-		-	-	-	
Increases		-		-	-	-	
<b>Total revenue/increases</b>	<b>3,859,800</b>	<b>2,034,371</b>	<b>-</b>	<b>1,825,429</b>	<b>529,161</b>	<b>1,505,210</b>	<b>284.45%</b>
<b>Expenses/decreases</b>							
Wages	975,000	536,156	463,038	(24,194)	456,691	79,465	17.40%
FICA	53,000	29,810	-	23,190	26,778	3,032	11.32%
Medical	479,301	246,894	210,042	22,365	233,634	13,260	5.68%
Other Expenses	42,125	37,059	-	5,067	18,491	18,567	100.41%
Supplies	55,000	55,506	51,094	(51,600)	23,178	32,328	139.47%
Cost of Food	971,000	727,018	777,410	(533,428)	277,261	449,756	162.21%
Equipment/Capital	16,500	7,417	-	9,083	14,719	(7,302)	-49.61%
Intergovernmental (Town) Transfer						-	
Decreases						-	
<b>Total Expenditures/Increases</b>	<b>2,591,926</b>	<b>1,639,858</b>	<b>1,501,584</b>	<b>(549,516)</b>	<b>1,050,753</b>	<b>589,105</b>	<b>56.07%</b>
Incr/(Decr) in fund balances before operating transfers		394,512			(521,592)	916,105	-175.64%
Operating Transfers in/(out)		-			-	-	
<b>Incr/(Decr) in fund balances after operating transfers</b>		<b>394,512</b>			<b>(521,592)</b>	<b>916,105</b>	<b>-175.64%</b>
<b>Fund Balances:</b>							
Beginning of year		238,525			(600,047)	838,572	-139.75%
End of period		633,037			(1,121,639)	1,754,677	-156.44%
Months Revenue Control		362,436			191,651		
Months Exp Control		260,934			211,858		
<b>Profit (Loss) for the month</b>		<b>101,502</b>			<b>(20,207)</b>	<b>121,709</b>	<b>-602.32%</b>

	Trumbull Board of Education					
	Scholarship Details					
		7/1/21 to 1/31/22		Fund Balance as of 1/31/21		
Account Name	Revenues	Expenditures	Net Rev(Exp)	Permanent	Unrestricted	Total
Brewster	5	-	5	1,685	193	1,878
Peter Burke	22	-	22	-	7,936	7,936
K. Capobianco	5	-	5	-	1,838	1,838
Donna Cassidy	32	-	32	-	11,442	11,442
Citizenship/Holdsworth	0	-	0	-	40	40
Mary Curtiss	19	-	19	-	6,969	6,969
S. Dick Electronics	31	-	31	10,000	1,122	11,122
Education	-	-	-	-	-	-
Ran Grinnell	3	-	3	-	1,092	1,092
Clare Hampford	11	-	11	-	3,886	3,886
G. Hartz	-	-	-	-	10	10
Klein/ Danaher	9	-	9	-	3,238	3,238
Lorimer	0	-	0	-	78	78
Dr. Gloria Maina	2	-	2	-	556	556
Frances S. Mallett	3	-	3	-	1,164	1,164
Loretta McDougall	36	-	36	-	13,204	13,204
Karen Mraz	276	-	276	-	9,617	9,617
National Merit	1	-	1	-	537	537
PHNA	25	-	25	8,000	1,026	9,026
Ralph Pascale	1	-	1	-	512	512
Jill Resnick	45	-	45	-	16,394	16,394
R. Rossomando	17	-	17	5,190	962	6,152
Dick Seaman	107	4,640	(4,533)	-	-	-
R. Simses	8	-	8	2,500	310	2,810
R. Stowe	7	-	7	2,200	273	2,473
Trumbull High	3	-	3	-	1,112	1,112
Jennie N. Villano	1	-	1	-	211	211
Zink	31	-	31	10,000	1,125	11,125
<b>Total Scholarship Fund</b>	<b>700</b>	<b>4,640</b>	<b>(3,940)</b>	<b>39,575</b>	<b>84,847</b>	<b>124,422</b>