

# Laguna Beach Unified School District

2021-2022

## Progress Report





## VISION

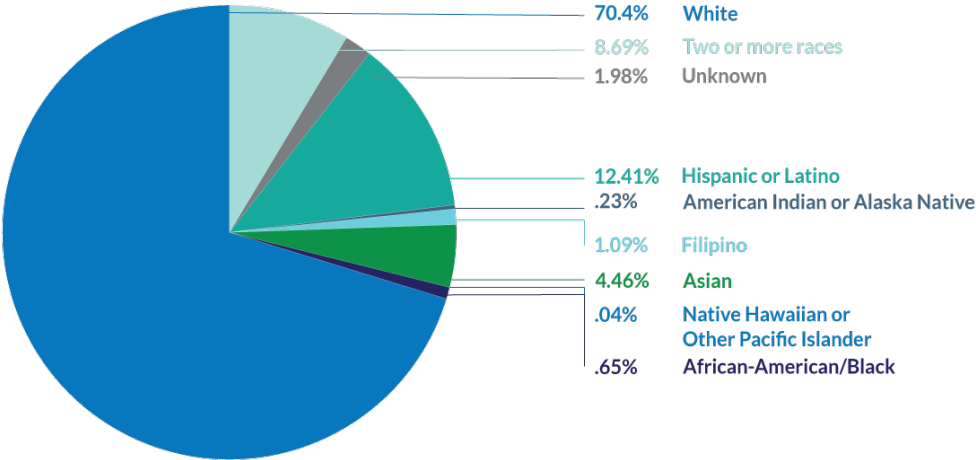
We take ownership of each child's learning in our schools, accepting no limits on potential.

## MISSION

Each student gains the knowledge, experience, world perspectives and skills needed to become a lifelong learner and producer in a competitive and interconnected world.

Total K-12 Enrollment:

# 2,578 Students



**2.4%**  
are English  
Learners

**19.4%**  
are economically  
disadvantaged

**10.7%**  
receive special  
education services

New Students  
**339**

From Private  
**26.5 %**

Student Transfers/  
Withdrawals  
**294**

To CA Public  
**36.7%**

To Private  
**29.6%**

Out-of-state  
**12.2%**

# K-12 Statewide

## California Assessment of Student Performance and Progress (CAASPP)

California uses the CAASPP system, established in 2014, to measure statewide student proficiency in grade-level English Language Arts (ELA) and Mathematics standards. This year's results represent the first opportunity to understand fully how student learning in California has been affected by the pandemic.



**77%**

Laguna Beach

**57%** | **47%**

OC | CA

English Language Arts



**67%**

Laguna Beach

**45%** | **33%**

OC | CA

Mathematics





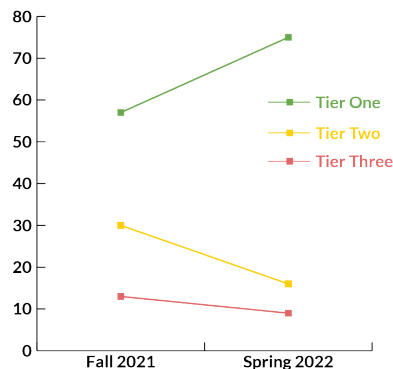


## what you should know

- Students in grades 3-8 and 11 take the CAASPP test once a year each spring; it is an end-of-year snapshot of student learning.
- CA suspended the tests in 2020 due to the pandemic so spring 2022 is the first time that students in grades 3-8 have participated in the assessment.
- Due to the multi-year pause, coupled with challenges and disruptions to learning presented by the pandemic, the state has determined that data from the 2021-22 assessments will be considered “baseline data” for measuring student progress moving forward.

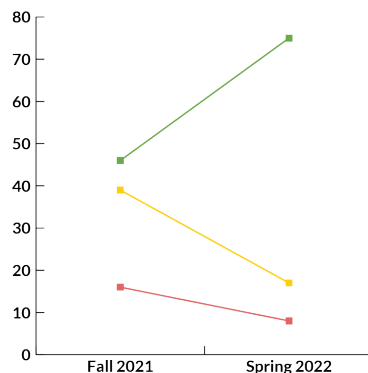
## English Language Arts

- 91% of participating students performed within Tiers 1-2 in the area of reading, an increase of 3% from 2020-21



## Mathematics

- 92% of participating students performed within Tiers 1-2 in the area of mathematics, an increase of 5% from 2020-21



**Note:** The graphs above demonstrate student progress toward grade-level proficiency in English Language Arts and Math in the 2021-2022 school year. The goal is to increase the number of students in Tier 1 and decrease the number of students in Tier 3.

**Tier 1 (green)**  
within-to-above  
grade level; students  
benefit from  
core classroom  
instruction

**Tier 2 (yellow)**  
approaching grade  
level; candidates for  
targeted small group  
interventions

**Tier 3 (red)**  
below grade level;  
candidates for  
intensive individual  
intervention



## iReady Diagnostic

The CAASPP system provides an end-of-year snapshot of student progress towards meeting grade-level standards. It does not provide the school district with in-depth, individualized student data throughout the year. LBUSD uses iReady Diagnostic assessments 2-3 times a year for students in grades K-10 and other assessment tools to measure student learning, customize learning plans, and identify students who may benefit from additional support or more rigorous learning opportunities.

# LBUSD Employees

161

TEACHERS

138

SUPPORT  
STAFF

8

SCHOOL  
ADMIN.

4

SPEECH-  
LANGUAGE  
PATH.

18

MENTAL  
HEALTH  
PROF.

32

DISTRICT  
STAFF

Average class  
size (TK-5) <sup>1</sup>

18:1



<sup>1</sup> 2018-19 is currently the latest data released by the state for pupil-teacher ratios. The ratio above is district-provided data.

School-based mental health professionals:

## Grades TK-12

- 1 Districtwide School Psychologist
- 1 Coordinator, Family Engagement
- 2 District Nurses

## Grades TK-5

- 2 School Counselors
- 2 School Psychologists
- 1 Student Support Specialist

## Grades 6-8

- 3 School Counselors
- 1 School Psychologist
- 1 Student Support Specialist

## Grades 9-12

- 4 School Counselors
- 1 School Psychologist
- 1 Student Support Specialist

Student-to-counselor ratio:

223:1

Laguna Beach USD

527:1

California<sup>1</sup>

<sup>1</sup>Source: American School Counselor Association, 2022



## Addressing COVID-19 impacts on mental health and learning:

- Dedicated math and literacy interventionists to provide additional support and learning recovery to students demonstrating a need
- Increased school counselors to reduce counselor per pupil ratio
- Added school social workers and a coordinator of family engagement to increase access to mental health supports and community-based resources
- For students in grades 6-12, incorporated tutorial/advisory classes into the bell schedule to increase points of connection between students and staff
- Introduced a Teacher on Special Assignment (TOSA) for Visual and Performing Arts (VAPA) to design and implement lessons for students
- Full-day summer enrichment program offered free of cost to all grades 1-12
- Intensive summer academic intervention program for grades 1-8
- Summer credit recovery program for grades 9-12

# College & Career Exploration

Career Technical Education (CTE)

**10** SECTORS    **22** PATHWAYS    **8** ON-CAMPUS  
**14** OFF-CAMPUS

## Fast Facts:

- CDE organized the CTE Model Curriculum Standards into CA's 15 high-employing industry sectors
- Each of the 15 industry sectors contain from 3 to 7 pathways
- In 2021, 31% of high school students completed at least one semester of college coursework through early college credits
- In 2022-23, LBUSD introduced career pathways for students in grades 6-8

## CTE Sectors

LBUSD offers pathways in 10 of CA's high-employing industry sectors.

1. Agriculture & Natural Resources
2. Arts, Media & Entertainment
3. Business & Finance
4. Engineering & Architecture
5. Fashion & Interior Design
6. Health Science & Medical Technology
7. Hospitality, Tourism & Recreation
8. Information & Communication Technologies
9. Public Services
10. Transportation

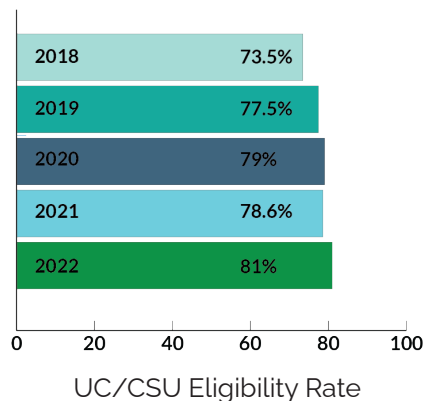
## Project-based learning

Active exploration of real-world challenges and problems.

- Authentic Exploratory Research (AER), student-driven and mentor-based research
- Model United Nations (MUN)
- Forensics
- FLOW (fire, land, ocean, water) focused on addressing local environmental issues

# High School Graduation Rate

# 98.4%



## ADVANCED PLACEMENT OFFERINGS

In 2021-22, students had a total of 22 courses to select from.


### New AP courses since 2017

- AP Computer Science Principles (CSP)
- AP Computer Science A
- AP Statistics
- AP Chinese
- AP Art History

# Advanced Placement Pass Rate 84%

## AP EXAM PARTICIPATION RATE

35% of LBUSD high school students participate in AP exams in the spring.







Laguna Beach Unified  
School District

[www.lbusd.org](http://www.lbusd.org)

