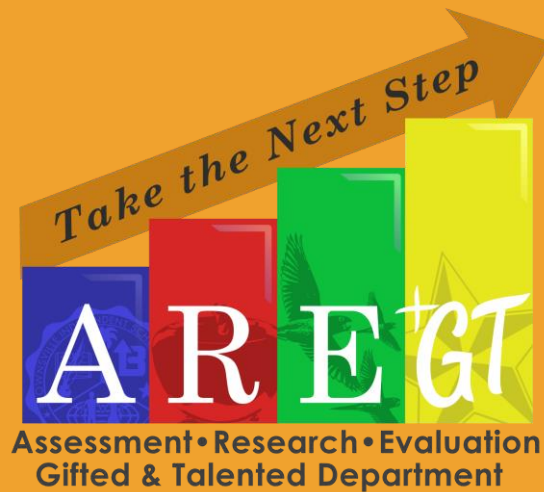


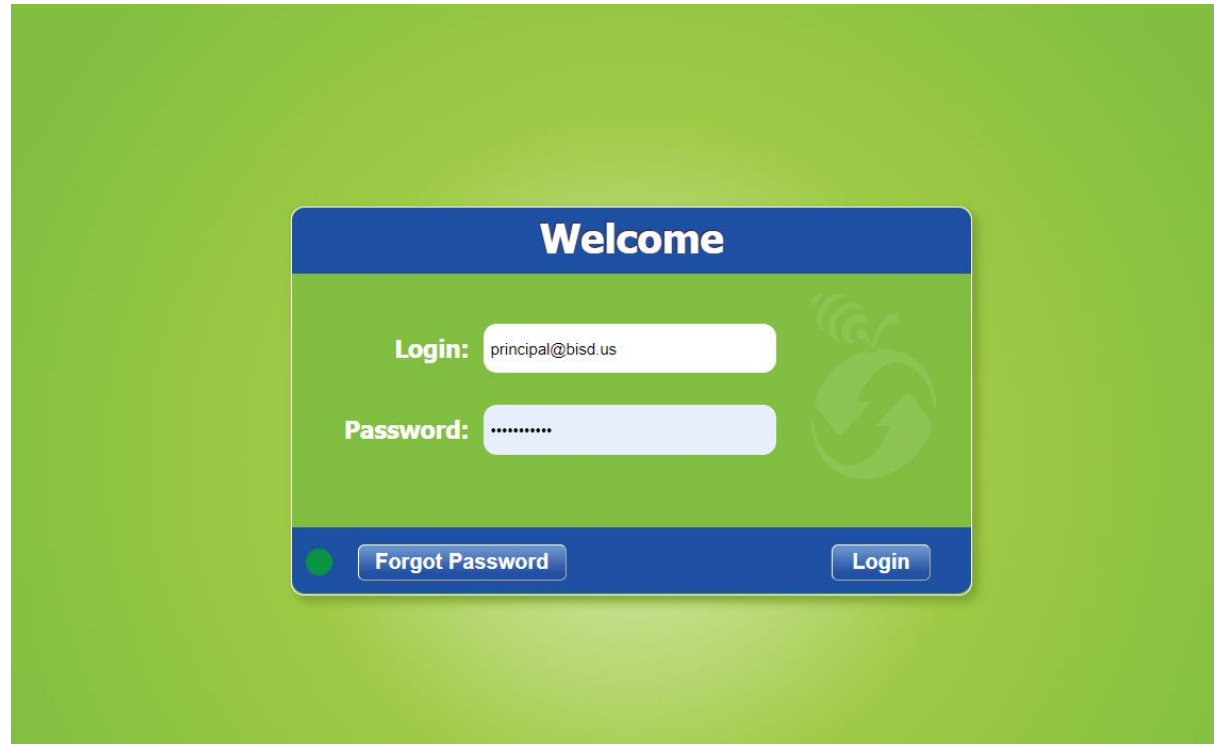
TANGO TRENDS: FILTERING BY SPECIAL POPULATIONS



Using this filter will allow you to see assessment results for a specific group of students. This includes:

- HB 4545 students
- Ethnicity
- Bilingual/ ESL/ LEP
- At Risk
- Dyslexia
- Economically Disadvantaged
- Gifted and Talented
- Migrant
- Special Education
- Section 504

1. Login to Tango Trends.



Welcome

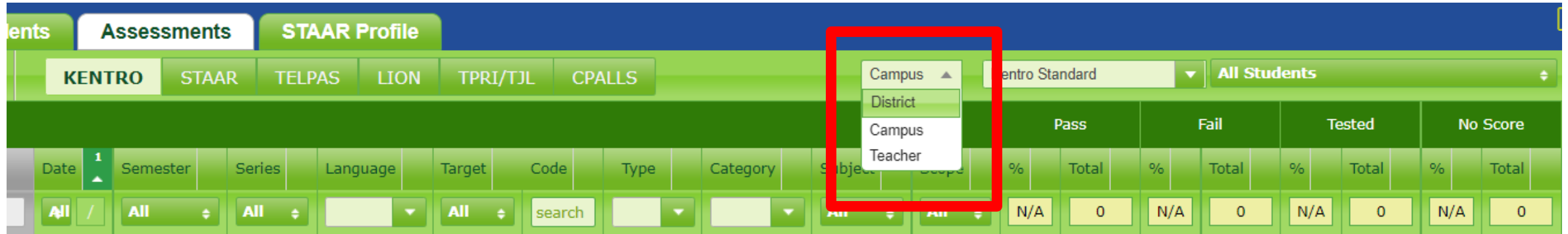
Login: principal@bisd.us

Password: *****

[Forgot Password](#) [Login](#)

- <https://trends.tangosoftware.com/>

2. Change from "Campus" to "District"



The screenshot shows the STAAR Profile interface. At the top, there are tabs for 'Assessments' and 'STAAR Profile'. Below these are buttons for 'KENTRO', 'STAAR', 'TELPAS', 'LION', 'TPRI/TJL', and 'CPALLS'. A dropdown menu is open, showing options: 'Campus', 'District', 'Campus', and 'Teacher'. The 'District' option is highlighted. Below the menu, there are columns for 'Pass', 'Fail', 'Tested', and 'No Score', each with sub-columns for '%', 'Total', and 'N/A'. The current values are: Pass (%: N/A, Total: 0), Fail (%: N/A, Total: 0), Tested (%: N/A, Total: 0), and No Score (%: N/A, Total: 0).

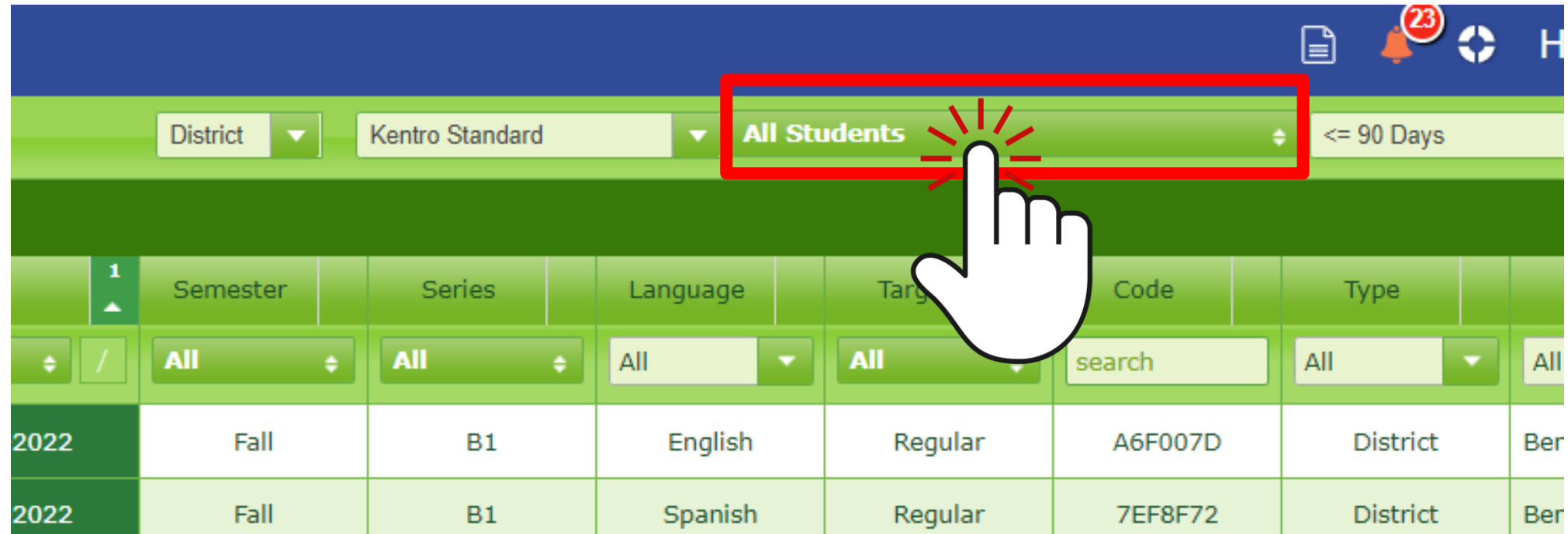
Pass		Fail		Tested		No Score	
%	Total	%	Total	%	Total	%	Total
N/A	0	N/A	0	N/A	0	N/A	0

3. Change standard to "TEA 2021-22 Standard"

The screenshot shows a software interface with a navigation bar at the top containing 'Assessments' and 'STAAR Profile'. Below this is a menu with options: 'KENTRO', 'STAAR', 'TELPAS', 'LION', 'TPRI/TJL', and 'CPALLS'. A 'District' dropdown is visible. The main area contains a table with columns for 'Date', 'Semester', 'Target', 'Code', and 'Type'. A dropdown menu is open over the 'Date' column, showing a list of standards: 'Kentro Standard', 'Kentro Standard', '70% Standard', 'TEA 2021-22 Standard', 'TEA 2021-22 Standard +1', 'TEA 2021-22 Standard +2', and 'TEA 2021-22 Standard +3'. The 'TEA 2021-22 Standard' option is highlighted. A red box highlights the dropdown menu.

Date	Semester	Target	Code	Type
10-31-2022	Fall	Regular	BBB2B42	Distr

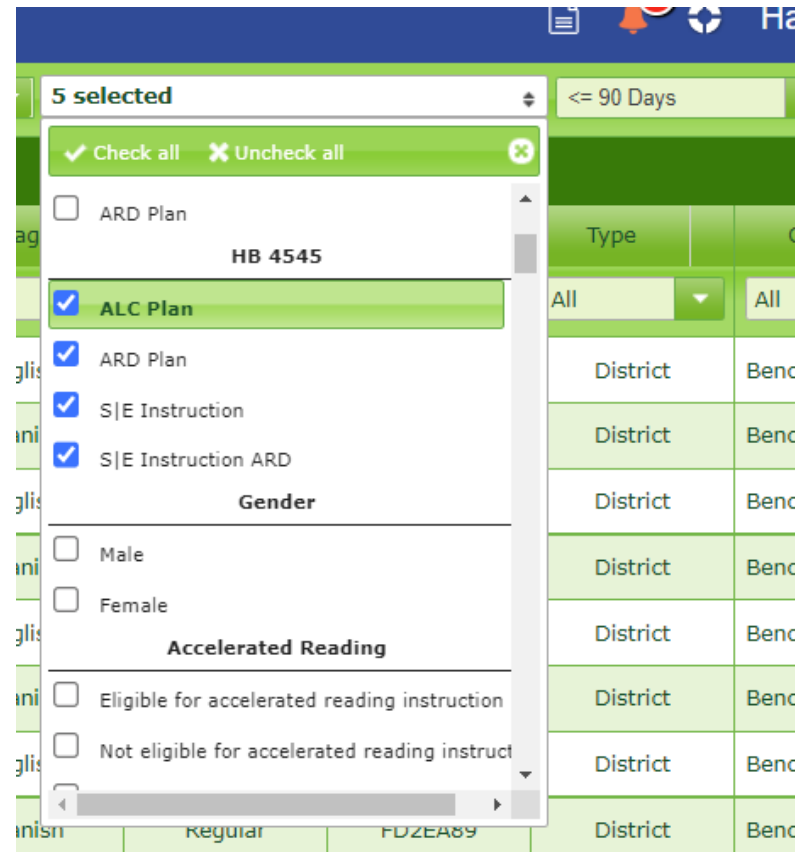
4. Find the drop down menu and click on it.



The screenshot shows a software interface with a table of data. At the top, there are several filters: 'District' (set to Kentro Standard), 'All Students' (highlighted with a red box and a hand cursor), and '<= 90 Days'. Below these filters is a table with columns: Semester, Series, Language, Target, Code, and Type. The table contains two rows of data for the year 2022.

	Semester	Series	Language	Target	Code	Type	
2022	Fall	B1	English	Regular	A6F007D	District	Ber
2022	Fall	B1	Spanish	Regular	7EF8F72	District	Ber

5. From the drop-down menu, select the student group of your choosing. Click anywhere outside the drop-down menu so that the page may update.



6. Depending on which subject/grade level you want to generate, you may use the "Subject" and/or "Scope" columns.

The screenshot shows the STAAR Profile interface with the following table:

	Title	Cutpoints	Target	Code	Type	Category	Subject	Scope
1	G04 Reading EN 2-6W 2223	20 14 70 ±1 18 90 ±1	Regular	BBB2B42	District	6 Weeks 2nd	Reading & Writing	G04
2	G04 Reading SP 2-6W 2223	20 14 70 ±1 18 90 ±1	Regular	FCBDD2C	District	6 Weeks 2nd	Reading & Writing	G04
3	G05 Reading SP 2-6W 2223	17 12 70 ±1 16 90 ±1	Regular	904A89C	District	6 Weeks 2nd	Reading & Writing	G05
4	G03 Math EN SW 2-6W CPA 2223	37 26 70 ±1 34 90 ±1	Regular	9EA244B	District	6 Weeks 2nd	Mathematics	G03
5	G03 Math SP SW 2-6W CPA 2223	37 26 70 ±1 34 90 ±1	Regular	CD4AB9B	District	6 Weeks 2nd	Mathematics	G03
6	G03 Reading EN 2-6W 2223	19 14 70 ±1 18 90 ±1	Regular	7A224E9	District	6 Weeks 2nd	Reading & Writing	G03
7	G03 Reading SP 2-6W 2223	19 14 70 ±1 18 90 ±1	Regular	65533A4	District	6 Weeks 2nd	Reading & Writing	G03
8	G04 Math EN SW 2-6W CPA 2223	34 24 70 ±1 31 90 ±1	Regular	1C9E656	District	6 Weeks 2nd	Mathematics	G04
9	G04 Math SP SW 2-6W CPA 2223	34 24 70 ±1 31 90 ±1	Regular	A9D8310	District	6 Weeks 2nd	Mathematics	G04
10	G05 Math EN SW 2-6W CPA 2223	33 23 70 ±1 30 90 ±1	Regular	60FFFE9	District	6 Weeks 2nd	Mathematics	G05
11	G05 Reading EN 2-6W 2223	17 12 70 ±1 16 90 ±1	Regular	145E6EE	District	6 Weeks 2nd	Reading & Writing	G05
12	G03 Science EN 2-6W 2223	25 18 70 ±1 23 90 ±1	Regular	73A8082	District	6 Weeks 2nd	Science	G03
13	G05 Science EN 2-6W 2223	33 23 70 ±1 30 90 ±1	Regular	51FB6B8	District	6 Weeks 2nd	Science	G05

- Scroll to the right to find these columns.

7. Proceed to following the steps for any report you want to generate or data you want to access. The data will include only the students you selected.