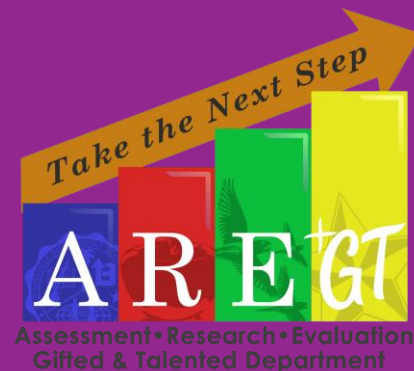


GENERATING TELPAS REPORTS- TANGO



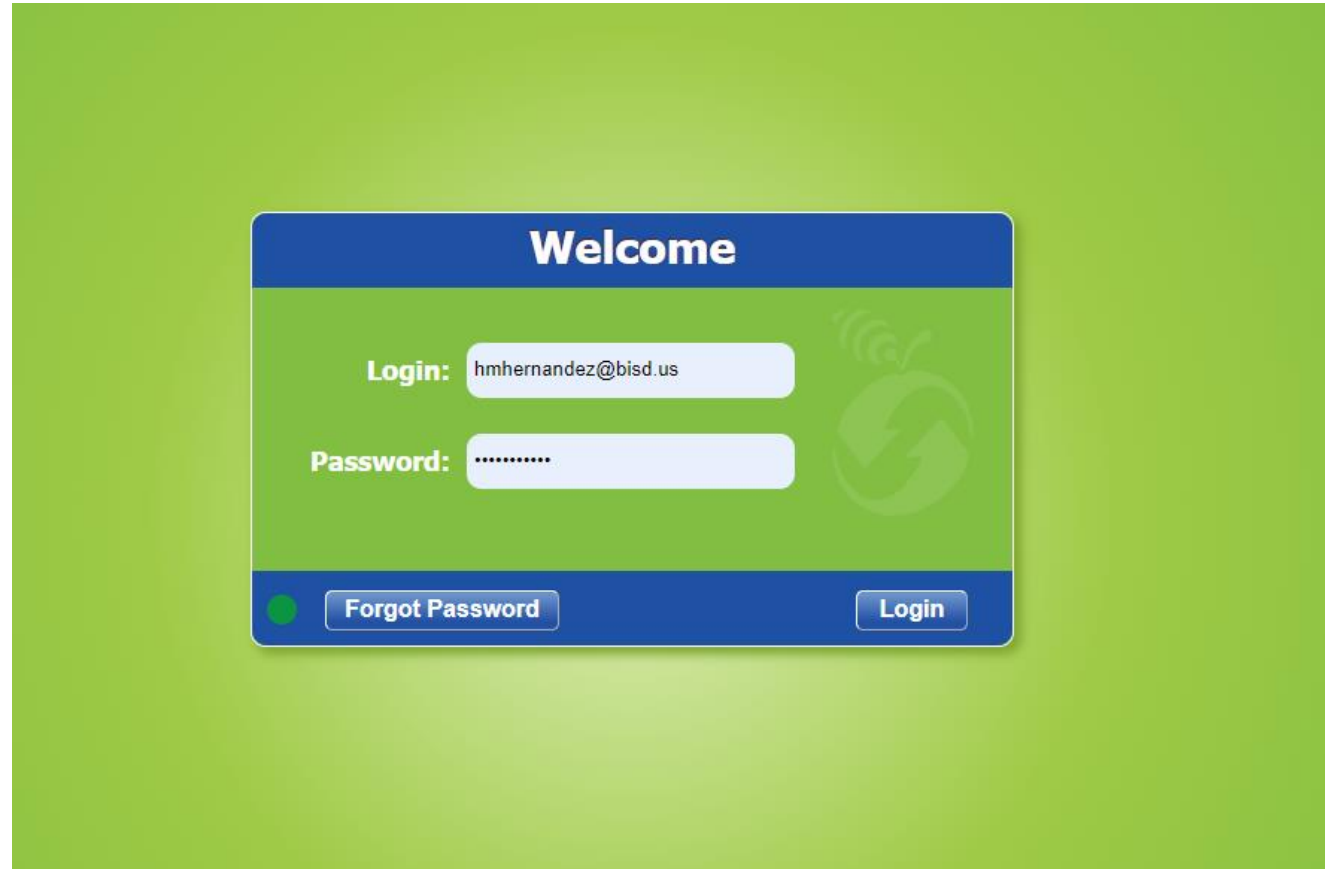
Example of the Report Generated

ELL Student Summary **Trends** 
 2022-2023 Academic Year
 BROWNSVILLE ISD

MARTIN EL - Grade 05

Student Information		TSDS ID	Years In Us	Teachers	Title	Composite	LISTENING	SPEAKING	READING	WRITING
1	LR		3		G04 TELPAS SPRING 2022	3.0 Advanced	Advanced	Advanced	Advanced	Advanced
2	LR		4		G04 TELPAS SPRING 2022	3.0 Advanced	Advanced	Intermediate	Advanced	Advanced High
3	LRS		5		G04 TELPAS SPRING 2022	1.5 Intermediate	Intermediate	Beginning	Intermediate	Beginning
4	LR		4		G04 TELPAS SPRING 2022	2.8 Advanced	Advanced	Intermediate	Advanced	Advanced
5	LR		4		G04 TELPAS SPRING 2022	2.8 Advanced	Intermediate	Intermediate	Advanced High	Advanced
6	LRS		4		G04 TELPAS SPRING 2022	2.3 Intermediate	Intermediate	Intermediate	Intermediate	Advanced
7	LRS		4		G04 TELPAS SPRING 2022	1.5 Intermediate	Intermediate	Beginning	Beginning	Intermediate
8	LR		4		G04 TELPAS SPRING 2022	2.8 Advanced	Advanced	Intermediate	Advanced	Advanced
9	LR		4		G04 TELPAS SPRING 2022	2.5 Advanced	Intermediate	Advanced	Intermediate	Advanced
10	LR		5		G04 TELPAS SPRING 2022	1.8 Intermediate	Intermediate	Beginning	Intermediate	Intermediate
11	LR		2		G04 TELPAS SPRING 2022	1.0 Beginning	Beginning	Beginning	Beginning	Beginning
12	LR		6		G04 TELPAS SPRING 2022	2.5 Advanced	Advanced	Intermediate	Intermediate	Advanced
13	LR		4		G04 TELPAS SPRING 2022	3.3 Advanced	Advanced High	Advanced	Intermediate	Advanced High
14	LRS		3		G04 TELPAS SPRING 2022	1.3 Beginning	Beginning	Intermediate	Beginning	Beginning
15	LRS		4		G04 TELPAS SPRING 2022	1.5 Intermediate	Intermediate	Intermediate	Beginning	Beginning
16	LRS		4		G04 TELPAS SPRING 2022	2.5 Intermediate	Advanced High	Advanced	Beginning	Intermediate
17	LR		4		G04 TELPAS SPRING 2022	2.5 Intermediate	Intermediate	Intermediate	Intermediate	Advanced High
18	LR		4		G04 TELPAS SPRING 2022	3.3 Advanced	Advanced	Advanced	Advanced High	Advanced
19	LR		4		G04 TELPAS SPRING 2022	3.8 Advanced High	Advanced High	Advanced	Advanced High	Advanced High

1. Log in to Tango Trends



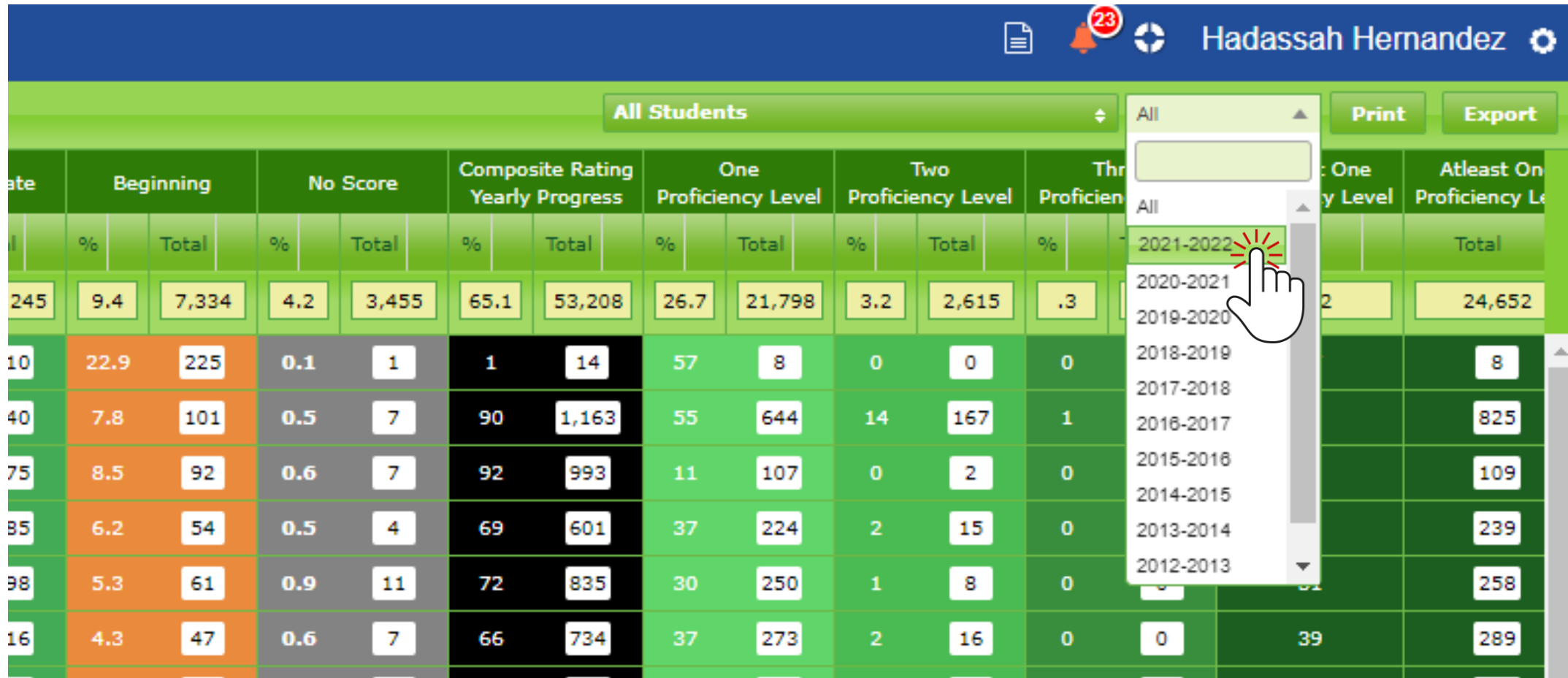
(trends.tangosoftware.com)

2. Select TELPAS from the list on the top of page.

The screenshot shows a web application interface with a navigation menu at the top. The 'Assessments' tab is selected. A red box highlights the 'TELPAS' option in the menu, which is being pointed to by a hand cursor. Below the menu is a table with columns for 'Title', 'Cutpoints', and 'Date'.

		Title	Cutpoints	Date
1	→	Algebra I 1-6W 2223	16 12 70 ±1 15 90 ±1	09-12-23
2	→	G02 Math EN SW 1-6W CPA 2223	24 17 70 ±2 22 90 ±2	09-12-23
3	→	G02 Math SP SW 1-6W CPA 2223	24 17 70 ±2 22 90 ±2	09-12-23
4	→	G03 Math EN SW 1-6W CPA 2223	30 21 70 ±2 27 90 ±2	09-12-23
5	→	G03 Math SP SW 1-6W CPA 2223	30 21 70 ±2 27 90 ±2	09-12-23

3. Select "2021-2022" from the drop-down menu on the right upper-hand corner.



The screenshot shows a data dashboard for 'Hadassah Hernandez'. The main table displays student performance metrics across various proficiency levels. A dropdown menu is open on the right side, allowing the user to filter data by year. The '2021-2022' option is currently selected and highlighted.

Date	Beginning		No Score		Composite Rating Yearly Progress		One Proficiency Level		Two Proficiency Level		Three Proficiency Level		Total
	%	Total	%	Total	%	Total	%	Total	%	Total	%	Total	
245	9.4	7,334	4.2	3,455	65.1	53,208	26.7	21,798	3.2	2,615	.3		
10	22.9	225	0.1	1	1	14	57	8	0	0	0		
40	7.8	101	0.5	7	90	1,163	55	644	14	167	1		
75	8.5	92	0.6	7	92	993	11	107	0	2	0		
85	6.2	54	0.5	4	69	601	37	224	2	15	0		
98	5.3	61	0.9	11	72	835	30	250	1	8	0		
16	4.3	47	0.6	7	66	734	37	273	2	16	0	39	

4. From the assessments available, select the appropriate option by clicking on the green arrow. The amount of options you see will depend on your role/access.



	Date	Title	Year	Grade Level	Target
1	03-01-2022	GKG TELPAS SPRING 2022	2022	KG	General
2	03-01-2022	G01 TELPAS SPRING 2022	2022	01	General
3	03-01-2022	G02 TELPAS SPRING 2022	2022	02	General
4	03-01-2022	G03 TELPAS SPRING 2022	2022	03	General
5	03-01-2022	G04 TELPAS SPRING 2022	2022	04	General
6	03-01-2022	G05 TELPAS SPRING 2022	2022	05	General
7	03-01-2022	G06 TELPAS SPRING 2022	2022	06	General
8	03-01-2022	G07 TELPAS SPRING 2022	2022	07	General
9	03-01-2022	G08 TELPAS SPRING 2022	2022	08	General
10	03-01-2022	G09 TELPAS SPRING 2022	2022	09	General
11	03-01-2022	G10 TELPAS SPRING 2022	2022	10	General
12	03-01-2022	G11 TELPAS SPRING 2022	2022	11	General
13	03-01-2022	G12 TELPAS SPRING 2022	2022	12	General

6. Click the "Print" Button on the upper right-hand corner.



The screenshot shows a user interface for a student score report. At the top right, the user's name "Hadassah Hernandez" is displayed next to a settings gear icon. Below this, there are notification icons for 2 messages and 23 alerts. The main interface features a green header bar with a dropdown menu set to "All Students", a "Filter options" section, a "Score Detail" dropdown, and two buttons: "Print" (highlighted with a red box and a hand cursor) and "Export". Below the header is a table with columns for "Composite 2021" and "Reading 2021". The "Composite 2021" column is further divided into "Instruction" and "Score". The "Reading 2021" column is divided into "Scale Score", "%", and "Raw Score". A "Year" column is also present. Each column has a filter dropdown menu set to "All". The table contains six rows of data, with the first column showing "LR" and "LRS" instructions, and the other columns showing dashes for scores.

	Instruction	Score	Scale Score	%	Raw Score	Year
	LR		—		—	
	LR		—		—	
	LRS		—		—	
	LRS		—		—	
	LR		—		—	
	LR		—		—	

7. Select the option "TELPAS ELL Student Summary". Click print.

Options ✕

Grid Print

Reports

TELPAS Student Performance Report

TELPAS Assessment Summary Report


TELPAS ELL Student Summary *

TELPAS ELL Student Summary with Student Linguistic Accommodations *

Title

Note

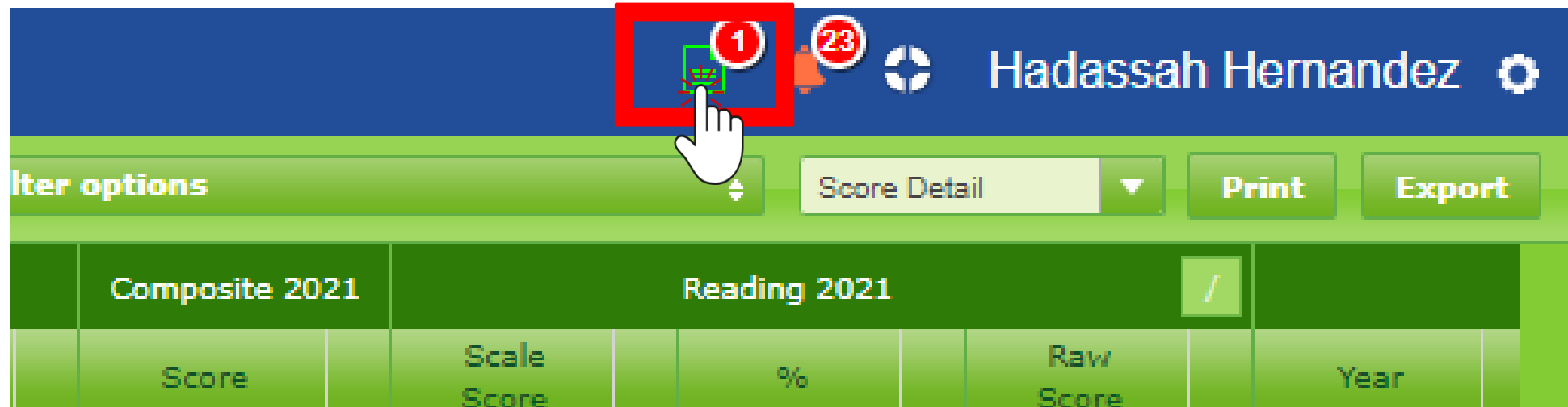
* Please select one or more records before generating this report.



A form for individual students to help "Planning Linguistically Accommodated Instruction". We show the latest TELPAS result along with District and State assessments plus proper linguistic accommodations.



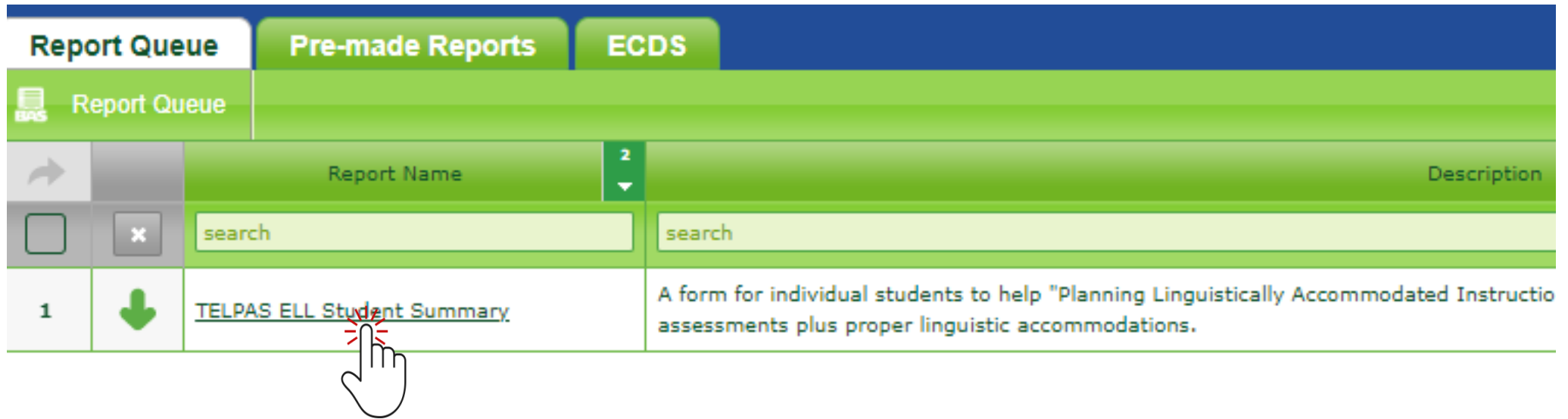
8. The report will be available in the Report Queue when there is a badge in the top right corner on the document icon. Click on the document icon.




The screenshot shows a user interface with a dark blue header bar. On the right side of the header, the name "Hadassah Hernandez" is displayed next to a gear icon. In the center of the header, there is a document icon with a red badge containing the number "1". A white hand cursor is pointing at this icon. To the right of the document icon is another red badge with the number "23" and a circular refresh icon. Below the header is a green bar containing a "Filter options" dropdown menu, a "Score Detail" dropdown menu, and "Print" and "Export" buttons. Below this is a table with columns for "Composite 2021", "Reading 2021", and "Year". The "Reading 2021" column is further divided into "Scale Score", "%", and "Raw Score".

Composite 2021	Reading 2021			Year
Score	Scale Score	%	Raw Score	

9. When the green arrow appears, you are ready to download your PDF file.



Report Queue		Pre-made Reports	ECDS
Report Queue			
		Report Name	Description
<input type="checkbox"/>	<input type="text" value="search"/>	<input type="text" value="search"/>	
1		TELPAS ELL Student Summary	A form for individual students to help "Planning Linguistically Accommodated Instruction assessments plus proper linguistic accommodations.

Understanding the Report

- The first page will be the table of contents.
- By clicking on "STUDENT LIST" you will see a roster of your students and their TELPAS data.
- By clicking on individual student names, you will see a student summary for that student.

ELL Student Summary

2022-2023 Academic Year

BROWNSVILLE ISD

Trends 

TABLE OF CONTENTS

MARTIN EL	190	12	19	24
	230	13	19	25
Grade 05	190	14	20	26
STUDENT LIST	210	15	19	27
	190	16		
1	4	17	LINGUISTIC ACCOMMODATIONS	
2	5	18		
3	6	19	TELPAS Grade 04	