


PAYING FOR DEVICE INSURANCE ONLINE

Parent logs into website and selects each student individually

<https://www.rps205.com/parents/pay-fees> or <https://il-rockford.intouchrecepting.com/>

Device Insurance is a Feature on the site


Featured



DEVICE INSURANCE 22/23  [\\$30.00](#)

Click on the Device Insurance amount in Blue, either \$30.00 or \$50.00

7/1/22-1/31/23= \$30.00 and 2/1/23-6/1/23= \$50.00

Top right corner will show the amount of the insurance in the Checkout



Sign Out Contact Us [\\$30.00](#) Checkout  

Click on the "Checkout"

Sign Out Contact Us [\\$30.00](#) Checkout 

Item	Price
DEVICE INSURANCE 22/23	\$30.00 Remove
Subtotal	\$30.00
Tax (0.00%)	\$0.00
Processing Fee	\$0.00
Total	\$30.00

 [Checkout](#)

Click the “Checkout” button to go to the payment screen where you can complete the payment process.

Enter credit card information for payment, then click on “Pay Now” in Blue to complete the transaction.

Your Family Sign Out Contact Us **\$30.00** Checkout

Payment

First Name

Last Name

Billing Street

Billing Zip Code

Summary		
Customer	Item	Price
	DEVICE INSURANCE 22/23	\$30.00
Subtotal		\$30.00
Tax (0.00%)		\$0.00
Processing Fee		\$0.00
Total		\$30.00

Card Info

Credit Card #

Expiration

Card Security Code

I'm not a robot [Privacy - Terms](#)

Do this same process for each student you want to have Device Insurance.