

SEPARATE COVER ITEM

14.2.8

CONSOLIDATED APPLICATION
JUNE 26, 2007

2007-08 Consolidated Application for Funding Categorical Aid Programs

California Department of Education

(Part I)

Consolidated Application

Purpose: To declare the agency's intent to apply for 2007-08 funding of Consolidated Categorical Aid Programs.		Agency: Tracy Joint Unified <hr/> CD code: <table style="width: 100%; text-align: center; border-collapse: collapse;"> <tr> <td style="border: 1px solid black; width: 20px;">3</td> <td style="border: 1px solid black; width: 20px;">9</td> <td style="border: 1px solid black; width: 20px;">7</td> <td style="border: 1px solid black; width: 20px;">5</td> <td style="border: 1px solid black; width: 20px;">4</td> <td style="border: 1px solid black; width: 20px;">9</td> <td style="border: 1px solid black; width: 20px;">9</td> </tr> </table>		3	9	7	5	4	9	9							
3	9	7	5	4	9	9											
CDE Contact: Anne Daniels - (916) 319-0295 - ADaniels@cde.ca.gov		Dates of project duration: July 1, 2007 -- June 30, 2008															
Legal status of agency: <div style="display: flex; align-items: center;"> <input checked="checked" type="checkbox"/> School District <input type="checkbox"/> County Office of Education <input type="checkbox"/> Direct Funded Charter </div>		Do not return the paper copy of this form to the California Department of Education. The ConApp must be submitted electronically using the ConApp Data System (CADS).															
Date of approval by local governing board: 06/26/2007																	
Date of LEA Plan approval by State Board of Education: 07/11/2003																	
<p>Advisory Committees: The undersigned certify that they have been given the opportunity to advise on the pages in this application related to compensatory education programs for English learners.</p> <table style="width: 100%; border-collapse: collapse;"> <tr> <td style="width: 45%; vertical-align: top; padding: 5px;"> <div style="border-bottom: 1px solid black; margin-bottom: 5px;"></div> Signature-District Advisory Committee (DAC)* <small>(Required if the LEA operates a state Compensatory Education program.)</small> </td> <td style="width: 10%; text-align: center; vertical-align: bottom;"> <div style="border-bottom: 1px solid black; margin-bottom: 5px;"></div> Date </td> <td style="width: 10%; text-align: center; vertical-align: middle;"> <div style="border: 1px solid black; padding: 5px; text-align: center;"> OR, for each committee, check the appropriate box to the right </div> </td> <td style="width: 10%; text-align: center; vertical-align: middle;"> <input checked="checked" type="checkbox"/> Committee is N/A </td> <td style="width: 15%; text-align: center; vertical-align: middle;"> <input type="checkbox"/> Committee refused to sign </td> </tr> <tr> <td style="vertical-align: top; padding: 5px;"> <div style="border-bottom: 1px solid black; margin-bottom: 5px;"></div> Signature-District English Learner Advisory Committee (DELAC)* <small>(Required if the LEA has 51 or more identified English learners.)</small> </td> <td style="text-align: center; vertical-align: bottom;"> <div style="border-bottom: 1px solid black; margin-bottom: 5px;"></div> Date </td> <td></td> <td style="text-align: center; vertical-align: middle;"> <input type="checkbox"/> Committee is N/A </td> <td style="text-align: center; vertical-align: middle;"> <input type="checkbox"/> Committee refused to sign </td> </tr> </table> <p>Certification: I hereby certify that all of the applicable state and federal rules and regulations will be observed by this applicant; that to the best of my knowledge the information contained in this application is correct and complete; and I agree to have the use of these funds reviewed and/or audited according to the standards and criteria set forth in the California Department of Education's Categorical Program Monitoring (CPM) Manual. Legal assurances for all programs are accepted as the basic legal condition for the operation of selected projects and programs and copies of assurances are retained on site. I certify that we accept all assurances except for those for which a waiver has been obtained or requested. A copy of all waivers or requests is on file. I certify that actual ink signatures for this page are on file.</p> <table style="width: 100%; border-collapse: collapse; margin-top: 20px;"> <tr> <td style="width: 30%; text-align: center; vertical-align: bottom;"> <div style="border-bottom: 1px solid black; margin-bottom: 5px;"></div> Signature of authorized representative </td> <td style="width: 30%; text-align: center; vertical-align: bottom;"> Linda Boragno-Dopp Printed name of authorized representative </td> <td style="width: 30%; text-align: center; vertical-align: bottom;"> Director of Alternative Programs Title </td> <td style="width: 10%; text-align: center; vertical-align: bottom;"> <div style="border-bottom: 1px solid black; margin-bottom: 5px;"></div> Date </td> </tr> </table> <div style="display: flex; justify-content: space-around; margin-top: 10px;"> <div style="text-align: center;"> <input type="checkbox"/> Electronic certification HAS been completed. </div> <div style="text-align: center;"> <input checked="checked" type="checkbox"/> Electronic certification has NOT been completed. </div> </div>				<div style="border-bottom: 1px solid black; margin-bottom: 5px;"></div> Signature-District Advisory Committee (DAC)* <small>(Required if the LEA operates a state Compensatory Education program.)</small>	<div style="border-bottom: 1px solid black; margin-bottom: 5px;"></div> Date	<div style="border: 1px solid black; padding: 5px; text-align: center;"> OR, for each committee, check the appropriate box to the right </div>	<input checked="checked" type="checkbox"/> Committee is N/A	<input type="checkbox"/> Committee refused to sign	<div style="border-bottom: 1px solid black; margin-bottom: 5px;"></div> Signature-District English Learner Advisory Committee (DELAC)* <small>(Required if the LEA has 51 or more identified English learners.)</small>	<div style="border-bottom: 1px solid black; margin-bottom: 5px;"></div> Date		<input type="checkbox"/> Committee is N/A	<input type="checkbox"/> Committee refused to sign	<div style="border-bottom: 1px solid black; margin-bottom: 5px;"></div> Signature of authorized representative	Linda Boragno-Dopp Printed name of authorized representative	Director of Alternative Programs Title	<div style="border-bottom: 1px solid black; margin-bottom: 5px;"></div> Date
<div style="border-bottom: 1px solid black; margin-bottom: 5px;"></div> Signature-District Advisory Committee (DAC)* <small>(Required if the LEA operates a state Compensatory Education program.)</small>	<div style="border-bottom: 1px solid black; margin-bottom: 5px;"></div> Date	<div style="border: 1px solid black; padding: 5px; text-align: center;"> OR, for each committee, check the appropriate box to the right </div>	<input checked="checked" type="checkbox"/> Committee is N/A	<input type="checkbox"/> Committee refused to sign													
<div style="border-bottom: 1px solid black; margin-bottom: 5px;"></div> Signature-District English Learner Advisory Committee (DELAC)* <small>(Required if the LEA has 51 or more identified English learners.)</small>	<div style="border-bottom: 1px solid black; margin-bottom: 5px;"></div> Date		<input type="checkbox"/> Committee is N/A	<input type="checkbox"/> Committee refused to sign													
<div style="border-bottom: 1px solid black; margin-bottom: 5px;"></div> Signature of authorized representative	Linda Boragno-Dopp Printed name of authorized representative	Director of Alternative Programs Title	<div style="border-bottom: 1px solid black; margin-bottom: 5px;"></div> Date														

* Signatures of appropriate committee chairpersons certifying opportunity to review and advise in the development of this application will be required in Part II.

Part I, page 1

Date: 06/11/2007

2007-08 Participation in Consolidated Programs

California Department of Education

Consolidated Application

Purpose: To declare that the LEA is applying for specified categorical funds for the 2007-08 school year.				Agency : Tracy Joint Unified					
				CD code:		3	9	7	5
CDE Contact: Anne Daniels - (916) 319-0295 - ADaniels@cde.ca.gov				Note: Shaded areas (<input type="checkbox"/>) indicate Federal programs.					
1*	3010	3010	3025	4035	4201	4203			
2*	Title I, Part A (Basic Grant) NCLB Sec. 101	Title I, Part A (Neglected) NCLB Sec. 101	Title I, Part D (Delinquent) NCLB Sec. 1401	Title II, Part A (Teacher Quality) NCLB Sec. 2101	Title III, Part A (Immigrant) NCLB Sec. 301	Title III, Part A (LEP Students) NCLB Sec. 301			
3*	YES	NO	NO	YES	YES	YES			
1*	3710	4110			5810	4126			
2*	Title IV, Part A (SDFSC) NCLB Sec. 4001	Title V, Part A (Innovative) NCLB Sec. 5101	Title VI Subpart 1 REAP Flexibility NCLB Sec. 6211		Title VI, Subpart 1 Small Rural School Achievement NCLB Sec. 6211	Title VI, Subpart 2 Rural and Low-Income Grant NCLB Sec. 6221			
3*	YES	YES	NOT ELIGIBLE		NOT ELIGIBLE	NOT ELIGIBLE			
1*	6405	6091, 6092, 6093	7090, 7091	7271	6660	7080			
2*	School Safety and Violence Prevention AB1113, 1999 EC 32228	Cal-SAFE EC 54740 - EC 54749.5	Economic Impact Aid EC 54000	Peer Assistance Review EC 44500	TUPE H&S 104350	Middle and High School Supplemental Counseling Program EC 52378 - EC 52380			
3*	YES	YES	YES	YES	YES	YES			

* Rows within each type of program: 1. SACS Resource Code

2. Program Title

3. "Yes" if participating, "No" if not participating

Part I, page 2

Date: 06/11/2007

2007-08 Title I, Part A, Services for Students in Private Nonprofit Schools

California Department of Education

Consolidated Application

Purpose: To identify private nonprofit schools that will participate in the NCLB Title I, Part A (Improving the Academic Achievement of the Disadvantaged).	Agency: Tracy Joint Unified							
	CD code: <table style="display: inline-table; border-collapse: collapse;"> <tr> <td style="border: 1px solid black; width: 20px; text-align: center;">3</td> <td style="border: 1px solid black; width: 20px; text-align: center;">9</td> <td style="border: 1px solid black; width: 20px; text-align: center;">7</td> <td style="border: 1px solid black; width: 20px; text-align: center;">5</td> <td style="border: 1px solid black; width: 20px; text-align: center;">4</td> <td style="border: 1px solid black; width: 20px; text-align: center;">9</td> <td style="border: 1px solid black; width: 20px; text-align: center;">9</td> </tr> </table>	3	9	7	5	4	9	9
3	9	7	5	4	9	9		
CDE Contact: Jyoti Singh - (916) 319-0372 - JySingh@cde.ca.gov	<input type="checkbox"/> This page is not applicable; no private schools have chosen to participate or the LEA does not receive Title I, Part A, funds.							

1. The LEA shall, after timely and meaningful consultation with appropriate private school officials, provide to eligible children, on an equitable basis, special educational services or other benefits that address their needs and shall ensure that teachers and families of the children have equitable participation in services and activities developed under Title I, Part A, Sections 1118 and 1119. (See Legal Assurance #57.)

2. The LEA will provide this consultation during the design and development of the program on issues such as how the children's needs will be identified; what services will be offered; how, where, and by whom the services will be provided; how the services will be assessed and how the results will be used to improve those services; and the method and sources of data used to determine the number of low income students from Title I attendance areas enrolled in private schools. (See Legal Assurance #59.)

3. LEA maintains in the agency's records and upon request will provide to CDE a written affirmation signed by officials of each participating private school that the consultation required by NCLB Title I, Part A, Section 1120 (b) has occurred. (See Legal Assurance #63.)

4. The LEA of residence is responsible for providing Title I, Part A, services to eligible students who reside in the LEA's Title I attendance area but attend a private school located outside the LEA's boundaries.

A. Name of school	B. School Code	C. District will provide direct services	D. District will contract with another provider for services	E. School is not participating
Bella Vista Christian Academy	6200026	X		
Victory Christian Academy	6201420			X
St. Bernard's Catholic Elementary	6978324	X		
Tracy Adventist Christian	6978399			X
West Valley Christian Academy	7094634			X

2007-08 NCLB Participation of Students in Private Nonprofit Schools in This LEA

California Department of Education

Consolidated Application

Purpose: To identify private nonprofit schools that will participate in NCLB Title II (Teacher Quality), Title II (Technology), Title III (LEP), Title IV (Safe and Drug-Free Schools and Communities), and Title V (Innovative Program Strategies).

Agency:

Tracy Joint Unified

CD code:

3 | 9 | 7 | 5 | 4 | 9 | 9

CDE Contact: Laura Nelson - (916) 319-0229 - LNelson@cde.ca.gov

See instructions for individual program assistance.



This page is not applicable because there are no private nonprofit schools in the district's attendance area.

LEA Responsibilities:

1. The LEA must, after timely and meaningful consultation with appropriate private school officials, provide equitable services that address needs of private school students and staff under the programs listed in columns D - H below. (See Legal Assurance #57.)
2. To ensure timely and meaningful consultation, the LEA must consult with appropriate private school officials during the design and development of these programs. (See Legal Assurance #59 for details that must be addressed in consultation.)

A	B	C	D	E	F	G	H
			4035	4045	4203	3710	4110
Name of school	School Code	Enrollment	Title II, Part A (Teacher Quality)	Title II, Part D (Technology)	Title III, Part A (LEP Students)	Title IV, Part A (SDFSC)	Title V, Part A (Innovative)
Bella Vista Christian Academy	6200026	133	YES	NO	NO	NO	NO
Victory Christian Academy	6201420	14	NO	NO	NO	NO	NO
St. Bernard's Catholic Elementary	6978324	276	YES	NO	YES	NO	NO
Tracy Adventist Christian	6978399	36	NO	NO	NO	NO	NO
West Valley Christian Academy	7094634	302	NO	NO	NO	NO	NO

2007-08 Title I, Part A and EIA/SCE Ranking Decisions

California Department of Education

Consolidated Application

Purpose: To identify options used in ranking schools to determine eligibility for NCLB, Title I, and EIA/SCE.	Agency : Tracy Joint Unified
This page is not applicable for the reason(s) checked below. <input type="checkbox"/> The LEA has no Title I (Basic Grant) or EIA/SCE funds. <input type="checkbox"/> The LEA has an enrollment of fewer than 1,000 students or has only one school per grade span.	CD code: <div style="display: flex; justify-content: space-around; width: 100%;"> 3 9 7 5 4 9 9 </div>

CDE Contact: Maria Reyes - (916) 319-0380 - MReyes@cde.ca.gov

A. Title I Ranking

1. Low-Income Measure Used in Title I Ranking (check appropriate boxes)	2. Ranking Order and Poverty Rate Options (Based on A1 decision)																																											
<table border="1" style="width: 100%; border-collapse: collapse;"> <tr> <td style="width: 5%; text-align: center;">X</td> <td>Eligibility for Free and Reduced-Price Lunch</td> </tr> <tr> <td></td> <td>Receipt of CalWORKS</td> </tr> <tr> <td></td> <td>Poverty count from most recent Census Data</td> </tr> <tr> <td></td> <td>Eligibility for Medicaid</td> </tr> <tr> <td></td> <td>Composite of the above (Describe in a comment) (See directions for constructing a composite)</td> </tr> </table>	X	Eligibility for Free and Reduced-Price Lunch		Receipt of CalWORKS		Poverty count from most recent Census Data		Eligibility for Medicaid		Composite of the above (Describe in a comment) (See directions for constructing a composite)	<table border="1" style="width: 100%; border-collapse: collapse;"> <tr> <td style="width: 5%; text-align: center;">X</td> <td>Districtwide poverty rate calculation.</td> <td></td> </tr> <tr> <td></td> <td>a. District total enrollment (Total of column C from page 6)</td> <td style="text-align: center;">16,622</td> </tr> <tr> <td></td> <td>b. District total low income count (Total of column D from page 6)</td> <td style="text-align: center;">4,830</td> </tr> <tr> <td></td> <td>c. Districtwide poverty rate (district total low income count (b) divided by district total enrollment (a)). Note: Schools at or above this rate are eligible to be served.</td> <td style="text-align: center;">29.1%</td> </tr> <tr> <td></td> <td colspan="2">Grade span poverty rate calculations. Indicate grades (e.g., KK-06) in the "Grades" column below.</td> </tr> <tr> <td></td> <td style="text-align: center;">Grade Span</td> <td style="text-align: center;">Grades</td> </tr> <tr> <td></td> <td style="text-align: center;">Enrollment</td> <td style="text-align: center;">Low Income</td> </tr> <tr> <td></td> <td style="text-align: center;">Poverty Rate</td> <td></td> </tr> <tr> <td></td> <td style="text-align: center;">1</td> <td></td> </tr> <tr> <td></td> <td style="text-align: center;">2</td> <td></td> </tr> <tr> <td></td> <td style="text-align: center;">3</td> <td></td> </tr> </table>	X	Districtwide poverty rate calculation.			a. District total enrollment (Total of column C from page 6)	16,622		b. District total low income count (Total of column D from page 6)	4,830		c. Districtwide poverty rate (district total low income count (b) divided by district total enrollment (a)). Note: Schools at or above this rate are eligible to be served.	29.1%		Grade span poverty rate calculations. Indicate grades (e.g., KK-06) in the "Grades" column below.			Grade Span	Grades		Enrollment	Low Income		Poverty Rate			1			2			3	
X	Eligibility for Free and Reduced-Price Lunch																																											
	Receipt of CalWORKS																																											
	Poverty count from most recent Census Data																																											
	Eligibility for Medicaid																																											
	Composite of the above (Describe in a comment) (See directions for constructing a composite)																																											
X	Districtwide poverty rate calculation.																																											
	a. District total enrollment (Total of column C from page 6)	16,622																																										
	b. District total low income count (Total of column D from page 6)	4,830																																										
	c. Districtwide poverty rate (district total low income count (b) divided by district total enrollment (a)). Note: Schools at or above this rate are eligible to be served.	29.1%																																										
	Grade span poverty rate calculations. Indicate grades (e.g., KK-06) in the "Grades" column below.																																											
	Grade Span	Grades																																										
	Enrollment	Low Income																																										
	Poverty Rate																																											
	1																																											
	2																																											
	3																																											
3. Ranking Exceptions Use the following alpha codes to indicate exceptions used in Column G on page 6. a. At least 35% low income b. Public school poverty rate (rather than attendance area poverty rate) above District poverty rate. c. Skipping school that will be served by state or local program that meets the requirements of Title I, Part A. (Must receive at least the same allocation as under Title I, Part A.) d. Desegregation-25% waiver. An approved waiver is on file. e. Additional year of funding (grandfather provision). f. Feeder pattern.																																												

B. EIA/State	Compensatory Education	(SCE) Ranking	Put an "X" in the box to indicate the ranking method used for EIA/SCE	<table border="1" style="width: 100%; border-collapse: collapse;"> <tr> <td style="width: 5%; text-align: center;">X</td> <td>No EIA funds used for State Compensatory Education (SCE) program.</td> </tr> <tr> <td></td> <td>EIA/SCE ranked using Title I, Part A method (Columns F and H on page 6.)</td> </tr> <tr> <td></td> <td>EIA/SCE ranked using EIA/SCE method (describe in a comment and enter rank in Column I on page 6.)</td> </tr> </table>	X	No EIA funds used for State Compensatory Education (SCE) program.		EIA/SCE ranked using Title I, Part A method (Columns F and H on page 6.)		EIA/SCE ranked using EIA/SCE method (describe in a comment and enter rank in Column I on page 6.)
X	No EIA funds used for State Compensatory Education (SCE) program.									
	EIA/SCE ranked using Title I, Part A method (Columns F and H on page 6.)									
	EIA/SCE ranked using EIA/SCE method (describe in a comment and enter rank in Column I on page 6.)									

2007-08 Title I, Part A and EIA/SCE Ranking of Public Schools

California Department of Education

Consolidated Application

Purpose: To document the process used to identify and rank schools for compensatory education funding/services.						Agency: Tracy Joint Unified				
						CD code:		3	9	7
CDE Contact: Maria Reyes - (916) 319-0380 - MReyes@cde.ca.gov						<input type="checkbox"/> This page is not applicable because the LEA has no Title I (Basic Grant) or EIA/SCE funds.				

Low-income measure: Free Lunch		Ranking order: Districtwide		Poverty rate(s): 29.1%					
--------------------------------	--	-----------------------------	--	------------------------	--	--	--	--	--

A		B	C	D	E	F	G	H	I	J
Name of School Grade Levels School Code		NCLB, Title I						EIA/SCE		
		Grade Span Group	Student Enrollment in Attend. Area	Number of Low-Income	Percent Low-Income	Title I Rank*	Ranking Exception (see page 5)	NCLB, Title I Funded ("X")	EIA/SCE Rank**	EIA/SCE Funded ("X")
Delta Island Elementary KK-08 6085005			153	141	92.2%	(1)		X		
South/West Park Elementary KK-05 6042881			983	689	70.1%	(2)		X		
Central Elementary KK-05 6042832			459	284	61.9%	(3)		X		
North Elementary KK-08 6042865			802	471	58.7%	(4)		X		
Willow Community Day 07-12 3930393			34	17	50.0%	(5)		X		
McKinley Elementary KK-05 6042857			485	223	46.0%	(6)		X		
Monte Vista Middle 06-08 6042840			920	414	45.0%	(7)		X		
Melville S. Jacobson Elementary KK-05 6107973			699	248	35.5%	(8)		X		
Louis A. Bohn Elementary KK-05 6110530			530	152	28.7%	9				
Earle E. Williams Middle 06-08 6109003			1,348	359	26.6%	10				
Louis J. Villalovoz Elementary KK-05 6106488			599	157	26.2%	11				

* () Indicates school is at or above the district poverty rate and eligible; [] indicates school is at or above 35% poverty and eligible.

** Use Column I only if school eligibility for SCE funds will be established using EIA/SCE ranking procedures.

2007-08 Title I, Part A and EIA/SCE Ranking of Public Schools

California Department of Education

Consolidated Application

Purpose: To document the process used to identify and rank schools for compensatory education funding/services.						Agency: Tracy Joint Unified				
						CD code:				
						3	9	7	5	4
CDE Contact: Maria Reyes - (916) 319-0380 - MReyes@cde.ca.gov						<input type="checkbox"/> This page is not applicable because the LEA has no Title I (Basic Grant) or EIA/SCE funds.				

Low-income measure: Free Lunch		Ranking order: Districtwide		Poverty rate(s): 29.1%					
A	B	C	D	E	F	G	H	I	J
Name of School Grade Levels School Code		NCLB, Title I						EIA/SCE	
		Grade Span Group	Student Enrollment in Attend. Area	Number of Low-Income	Percent Low-Income	Title I Rank*	Ranking Exception (see page 5)	NCLB, Title I Funded ("X")	EIA/SCE Rank**
Gladys Poet-Christian Elementary KK-08 6108997			672	148	22.0%	12			
Duncan-Russell Continuation 10-12 3937976			131	25	19.1%	13			
Merrill F. West High 09-12 3930302			3,192	574	18.0%	14			
Tracy High 09-12 3938008			2,662	467	17.5%	15			
George Kelly Elementary KK-08 0108357			1,104	186	16.8%	16			
Wanda Hirsch Elementary KK-05 6114490			744	121	16.3%	17			
Art Freiler KK-08 6118699			1,105	154	13.9%	18			
George & Evelyn Stein Continuation 09-12 0114140			0	0	0.0%	19			
Success High 09-12 3930286			0	0	0.0%	20			
Excel High 09-12 3930294			0	0	0.0%	21			

* () Indicates school is at or above the district poverty rate and eligible; [] indicates school is at or above 35% poverty and eligible.

** Use Column I only if school eligibility for SCE funds will be established using EIA/SCE ranking procedures.

2006-07 Expenditures for Title V Innovative Assistance Program Areas

California Department of Education

Consolidated Application

Purpose: To report the 2006-07 funds expended in each of the innovative assistance program areas authorized under Title V and the number of students participating in those programs.		Agency: Tracy Joint Unified						
		CD code:		3	9	7	5	4
CDE Contact: Jerry Cummings - (916) 319-0381 - JCumming@cde.ca.gov		<input type="checkbox"/> The page is not applicable. The LEA did not participate in Title V funding for 2006-07.						

Title V Funds by Program Area	Expenditure Per Area	Percent of Total District Allocation	Students Served
Area 1: Student Achievement in Reading and Math (NCLB Section 5131 - Activities 3, 9, 12, 16, 19, 20, 22, 26, and 27)	14,957	100.0%	16,622
Area 2: Teacher Quality (NCLB Section 5131 - Activities 1 and 2)	0	0.0%	0
Area 3: School Safety and Mental Health Services (NCLB Section 5131 - Activities 14 and 25)	0	0.0%	0
Area 4: Increased Access for All Students (NCLB Section 5131 - Activities 4, 5, 7, 8, 15, and 17)	0	0.0%	0
Other Authorized Activities (NCLB Section 5131 - Activities 6, 10, 11, 13, 18, 21, 23, and 24)	0	0.0%	0
Totals	14,957	100.0%	16,622

2006-07 LEA Reporting Form for Federal Gun-Free Schools Act (GFSA)

California Department of Education

Consolidated Application

Purpose: The Gun-Free Schools Act requires districts and county offices of education requesting Elementary and Secondary Education Act (ESEA) funds to submit to the CDE expulsion information related to firearms. Failure to complete this form places an LEA's federal funds in jeopardy.					Agency: Tracy Joint Unified											
CDE Contact: Stephanie Papas - (916) 445-8441 - SPapas@cde.ca.gov					CD code: <table border="1" style="display: inline-table; border-collapse: collapse; text-align: center;"> <tr> <td style="width: 20px;">3</td> <td style="width: 20px;">9</td> <td style="width: 20px;">7</td> <td style="width: 20px;">5</td> <td style="width: 20px;">4</td> <td style="width: 20px;">9</td> <td style="width: 20px;">9</td> </tr> </table>					3	9	7	5	4	9	9
3	9	7	5	4	9	9										
A. Are there any expulsions to report for students who have brought a firearm to school or who have possessed a firearm at school? <input type="checkbox"/> Yes <input checked="" type="checkbox"/> No 																
(Note: Only students who have been officially expelled, by vote of the governing board, during the 2006-07 school year are included in this report.)																
B. School Code (7 digits)	C. School Name	D. Student's Grade Level	E. * Type of firearm for which student was expelled	F. Was this student referred to an alternative school or program?	Modifications on a case-by-case basis.											
			<input type="checkbox"/> Handgun <input type="checkbox"/> Shotgun/Rifle <input type="checkbox"/> Other (Specify) _____	<input type="checkbox"/> Yes <input type="checkbox"/> No	G. Was this expulsion shortened to a term of less than one year?	H. Was this student disabled as defined in Section 602(a)(1) of the IDEA?**										
					<input type="checkbox"/> Yes <input type="checkbox"/> No	<input type="checkbox"/> Yes <input type="checkbox"/> No										

* Expulsions for students who have brought a bb gun, pellet gun, stun gun, or imitation/simulated gun, paint ball gun, cap gun, antique or replica of antique firearm, gun clip, ammunition, or Class-C common fireworks are not reportable under the GFSA requirements. See general directions for further details.

** Refer to the instructions for a brief description of the IDEA.

2006-07 LEA Reporting Form for ESEA Title I, Part A and Part D, Neglected or Delinquent -1

California Department of Education

Consolidated Application

Purpose: To be completed for each LEA that received ESEA Title I, Part A and Part D, Neglected or Delinquent Program funding to provide services to eligible youth during 2006-07. LEAs are to collect and aggregate data for all sites, enter combined totals, and submit one composite electronic form per LEA.

Agency:

Tracy Joint Unified

CD code:

3 | 9 | 7 | 5 | 4 | 9 | 9

CDE Contact: Jeff Breshears - (916) 319-0946 - JBreshears@cde.ca.gov

☒ This page is not applicable because the LEA did not participate in Title I Neglected or Delinquent in 2006-07.

A. Part A: Neglected (Only)

Student Participation by Grade
Level 2006-07 School Year

Pre-K	0
K	0
1	0
2	0
3	0
4	0
5	0
6	0
7	0
8	0
9	0
10	0
11	0
12	0
Ungraded	0
TOTALS	0

B. Part D (Only)

At-Risk Programs	Neglected Programs	Juvenile Detention
Number of Facilities/Programs	0	0
Number in At-Risk Programs	Number in Neglected Programs	Number in Juvenile Detention
Race/Ethnicity		
American Indian or Alaskan Native	0	0
Asian	0	0
Hispanic or Latino	0	0
Black or African American	0	0
Native Hawaiian or Pacific Islander	0	0
White	0	0
Gender		
Male	0	0
Female	0	0
Age		
5-10 years old	0	0
11-15 years old	0	0
16-18 years old	0	0
19 years and older	0	0
All Students	0	0

2006-07 LEA Reporting Form for ESEA Title I, Part A and Part D, Neglected or Delinquent -2

California Department of Education

Consolidated Application

Purpose: To be completed for each LEA that received ESEA Title I, Part A and Part D, Neglected or Delinquent Program funding to provide services to eligible youth during 2006-07. LEAs are to collect and aggregate data for all sites, enter combined totals, and submit one composite electronic form per LEA.

Agency:
Tracy Joint Unified

CD code:

3	9	7	5	4	9	9
---	---	---	---	---	---	---

CDE Contact: Jeff Breshears - (916) 319-0946 - JBreshears@cde.ca.gov

☒ This page is not applicable because the LEA did not participate in Title I Neglected or Delinquent in 2006-07.

1. Facility Academic Offerings	Number of Facilities	
	Number of Neglected Programs	Number of Juvenile Corrections and/or Detention Facilities
1. Awarded high school course credit(s)	0	0
2. Awarded high school diploma(s)	0	0
3. Awarded GED(s)	0	0

2. Academic & Vocational Outcomes	Number of Students	
	Number in Neglected Programs	Number in Juvenile Corrections and/or Detention Facilities
1. Academic		
<i>While in the facility, the number of students who...</i>		
1. Earned high school course credit(s)	0	0
2. Where enrolled in a GED program	0	0
<i>While in the facility, or within 30 calendar days after exit, the number of students who...</i>		
3. Enrolled in their local district school	0	0
4. Earned a GED	0	0
5. Obtained high school diploma	0	0
6. Were accepted into post-secondary education	0	0
7. Enrolled in post-secondary education	0	0
2. Vocational		
<i>While in the facility, the number of students who...</i>		
1. Enrolled in elective job training	0	0
<i>While in the facility, or within 30 calendar days after exit, the number of students who...</i>		
2. Enrolled in external job training education	0	0
3. Obtained employment	0	0

2006-07 School Reporting Form for Title I, Part A - 1

California Department of Education

Consolidated Application

Purpose: To be completed for each **Public** and **Private** school that received Title I, Part A, funding/services during 2006-07.

Agency: Tracy Joint Unified

CD code: 3 9 7 5 4 9 9

School: Willow Community Day

School code: 3 9 3 0 3 9 3

CDE Contact: Jerry Cummings - (916) 319-0381 - JCumming@cde.ca.gov

☐ This page is not applicable because the school did not receive any Title I, Part A, funds.

A. 2006-07 Title I School Type: ☒ Schoolwide Program School (SWP) ☐ Targeted Assistance School (TAS)

B. 2006-07 Title I Allocation: 5,335

C. Program Participants By: 73 Male 38 Female

D. Program Participants: Enter the count of students who received NCLB, Title I, Part A, services.

Grade Level	Pre-K	K	1	2	3	4	5	6	7	8	9	10	11	12	Ungraded
Total Participants	0	0	0	0	0	0	0	0	10	12	29	26	30	4	0

E. Migrant 0 **F. Students with Disabilities** 6 **G. LEP Participants** 10

H. Racial/Ethnic Group: Enter by racial/ethnic group the number of students who received NCLB, Title I, Part A, services.

American Indian or Alaskan Native	Asian	Hispanic or Latino	Black or African American	Native Hawaiian or Pacific Islander	White
0	2	56	26	4	23

2006-07 School Reporting Form for Title I, Part A - 1

California Department of Education

Consolidated Application

Purpose: To be completed for each **Public** and **Private** school that received Title I, Part A, funding/services during 2006-07.

Agency: Tracy Joint Unified

CD code: 3 9 7 5 4 9 9

School: Central Elementary

School code: 6 0 4 2 8 3 2

CDE Contact: Jerry Cummings - (916) 319-0381 - JCumming@cde.ca.gov

☐ This page is not applicable because the school did not receive any Title I, Part A, funds.

A. 2006-07 Title I School Type: ☒ Schoolwide Program School (SWP) ☐ Targeted Assistance School (TAS)

B. 2006-07 Title I Allocation: 89,386

C. Program Participants By: 229 Male 221 Female

D. Program Participants: Enter the count of students who received NCLB, Title I, Part A, services.

Grade Level	Pre-K	K	1	2	3	4	5	6	7	8	9	10	11	12	Ungraded
Total Participants	0	84	79	83	69	72	63	0	0	0	0	0	0	0	0

E. Migrant 36

F. Students with Disabilities 7

G. LEP Participants 189

H. Racial/Ethnic Group: Enter by racial/ethnic group the number of students who received NCLB, Title I, Part A, services.

American Indian or Alaskan Native	Asian	Hispanic or Latino	Black or African American	Native Hawaiian or Pacific Islander	White
7	7	284	32	3	117

2006-07 School Reporting Form for Title I, Part A - 1

California Department of Education

Consolidated Application

Purpose: To be completed for each **Public** and **Private** school that received Title I, Part A, funding/services during 2006-07.

Agency: Tracy Joint Unified

CD code: 3 9 7 5 4 9 9

School: Monte Vista Middle

School code: 6 0 4 2 8 4 0

CDE Contact: Jerry Cummings - (916) 319-0381 - JCumming@cde.ca.gov

☐ This page is not applicable because the school did not receive any Title I, Part A, funds.

A. 2006-07 Title I School Type: ☒ Schoolwide Program School (SWP) ☐ Targeted Assistance School (TAS)

B. 2006-07 Title I Allocation: 95,433

C. Program Participants By: 354 Male 325 Female

D. Program Participants: Enter the count of students who received NCLB, Title I, Part A, services.

Grade Level	Pre-K	K	1	2	3	4	5	6	7	8	9	10	11	12	Ungraded
Total Participants	0	0	0	0	0	0	0	216	247	216	0	0	0	0	0

E. Migrant 43

F. Students with Disabilities 42

G. LEP Participants 322

H. Racial/Ethnic Group: Enter by racial/ethnic group the number of students who received NCLB, Title I, Part A, services.

American Indian or Alaskan Native	Asian	Hispanic or Latino	Black or African American	Native Hawaiian or Pacific Islander	White
9	30	400	79	4	157

2006-07 School Reporting Form for Title I, Part A - 1

California Department of Education

Consolidated Application

Purpose: To be completed for each **Public** and **Private** school that received Title I, Part A, funding/services during 2006-07.

Agency: Tracy Joint Unified

CD code: | 3 | 9 | 7 | 5 | 4 | 9 | 9

School: McKinley Elementary

School code: | 6 | 0 | 4 | 2 | 8 | 5 | 7

CDE Contact: Jerry Cummings - (916) 319-0381 - JCumming@cde.ca.gov

☐ This page is not applicable because the school did not receive any Title I, Part A, funds.

A. 2006-07 Title I School Type: ☐ Schoolwide Program School (SWP) ☒ Targeted Assistance School (TAS)

B. 2006-07 Title I Allocation:

C. Program Participants By: Male Female

D. Program Participants: Enter the count of students who received NCLB, Title I, Part A, services.

Grade Level	Pre-K	K	1	2	3	4	5	6	7	8	9	10	11	12	Ungraded
Total Participants	0	29	29	20	26	22	22	0	0	0	0	0	0	0	0

E. Migrant

F. Students with Disabilities

G. LEP Participants

H. Racial/Ethnic Group: Enter by racial/ethnic group the number of students who received NCLB, Title I, Part A, services.

American Indian or Alaskan Native	Asian	Hispanic or Latino	Black or African American	Native Hawaiian or Pacific Islander	White
2	12	98	15	1	20

2006-07 School Reporting Form for Title I, Part A - 1

California Department of Education

Consolidated Application

Purpose: To be completed for each **Public** and **Private** school that received Title I, Part A, funding/services during 2006-07.

Agency: Tracy Joint Unified

CD code: 3 9 7 5 4 9 9

School: North Elementary

School code: 6 0 4 2 8 6 5

CDE Contact: Jerry Cummings - (916) 319-0381 - JCumming@cde.ca.gov

☐ This page is not applicable because the school did not receive any Title I, Part A, funds.

A. 2006-07 Title I School Type: ☒ Schoolwide Program School (SWP) ☐ Targeted Assistance School (TAS)

B. 2006-07 Title I Allocation: 114,694

C. Program Participants By: 395 Male 400 Female

D. Program Participants: Enter the count of students who received NCLB, Title I, Part A, services.

Grade Level	Pre-K	K	1	2	3	4	5	6	7	8	9	10	11	12	Ungraded
Total Participants	0	86	74	86	81	77	80	103	103	105	0	0	0	0	0

E. Migrant 40

F. Students with Disabilities 12

G. LEP Participants 324

H. Racial/Ethnic Group: Enter by racial/ethnic group the number of students who received NCLB, Title I, Part A, services.

American Indian or Alaskan Native	Asian	Hispanic or Latino	Black or African American	Native Hawaiian or Pacific Islander	White
8	27	482	83	9	186

2006-07 School Reporting Form for Title I, Part A - 1

California Department of Education

Consolidated Application

Purpose: To be completed for each **Public** and **Private** school that received Title I, Part A, funding/services during 2006-07.

Agency: Tracy Joint Unified

CD code: 3 9 7 5 4 9 9

School: South/West Park Elementary

School code: 6 0 4 2 8 8 1

CDE Contact: Jerry Cummings - (916) 319-0381 - JCumming@cde.ca.gov

☐ This page is not applicable because the school did not receive any Title I, Part A, funds.

A. 2006-07 Title I School Type: ☒ Schoolwide Program School (SWP) ☐ Targeted Assistance School (TAS)

B. 2006-07 Title I Allocation: 189,272

C. Program Participants By: 519 Male 490 Female

D. Program Participants: Enter the count of students who received NCLB, Title I, Part A, services.

Grade Level	Pre-K	K	1	2	3	4	5	6	7	8	9	10	11	12	Ungraded
Total Participants	0	138	159	165	196	176	175	0	0	0	0	0	0	0	0

E. Migrant 11

F. Students with Disabilities 14

G. LEP Participants 584

H. Racial/Ethnic Group: Enter by racial/ethnic group the number of students who received NCLB, Title I, Part A, services.

American Indian or Alaskan Native	Asian	Hispanic or Latino	Black or African American	Native Hawaiian or Pacific Islander	White
12	59	723	39	44	132

2006-07 School Reporting Form for Title I, Part A - 1

California Department of Education

Consolidated Application

Purpose: To be completed for each **Public** and **Private** school that received Title I, Part A, funding/services during 2006-07.

Agency: Tracy Joint Unified

CD code: | 3 | 9 | 7 | 5 | 4 | 9 | 9

School: Delta Island Elementary

School code: | 6 | 0 | 8 | 5 | 0 | 0 | 5

CDE Contact: Jerry Cummings - (916) 319-0381 - JCumming@cde.ca.gov

☐ This page is not applicable because the school did not receive any Title I, Part A, funds.

A. 2006-07 Title I School Type: ☒ Schoolwide Program School (SWP) ☐ Targeted Assistance School (TAS)

B. 2006-07 Title I Allocation:

C. Program Participants By: Male Female

D. Program Participants: Enter the count of students who received NCLB, Title I, Part A, services.

Grade Level	Pre-K	K	1	2	3	4	5	6	7	8	9	10	11	12	Ungraded
Total Participants	0	21	18	12	15	17	26	18	10	15	0	0	0	0	0

E. Migrant

F. Students with Disabilities

G. LEP Participants

H. Racial/Ethnic Group: Enter by racial/ethnic group the number of students who received NCLB, Title I, Part A, services.

American Indian or Alaskan Native	Asian	Hispanic or Latino	Black or African American	Native Hawaiian or Pacific Islander	White
1	2	146	0	1	2

2006-07 School Reporting Form for Title I, Part A - 1

California Department of Education

Consolidated Application

Purpose: To be completed for each **Public** and **Private** school that received Title I, Part A, funding/services during 2006-07.

Agency: Tracy Joint Unified

CD code: | 3 | 9 | 7 | 5 | 4 | 9 | 9

School: St. Bernard's Catholic Elementary

School code: | 6 | 9 | 7 | 8 | 3 | 2 | 4

CDE Contact: Jerry Cummings - (916) 319-0381 - JCumming@cde.ca.gov

☐ This page is not applicable because the school did not receive any Title I, Part A, funds.

A. 2006-07 Title I School Type: ☐ Schoolwide Program School (SWP) ☒ Targeted Assistance School (TAS)

B. 2006-07 Title I Allocation:

C. Program Participants By: Male Female

D. Program Participants: Enter the count of students who received NCLB, Title I, Part A, services.

Grade Level	Pre-K	K	1	2	3	4	5	6	7	8	9	10	11	12	Ungraded
Total Participants	0	0	5	7	3	5	2	0	0	0	0	0	0	0	0

E. Migrant

F. Students with Disabilities

G. LEP Participants

H. Racial/Ethnic Group: Enter by racial/ethnic group the number of students who received NCLB, Title I, Part A, services.

American Indian or Alaskan Native	Asian	Hispanic or Latino	Black or African American	Native Hawaiian or Pacific Islander	White
1	2	7	0	0	12

2006-07 School Reporting Form for Title I, Part A - 2

California Department of Education

Consolidated Application

Purpose: To be completed for each Title I, Targeted Assistance School (TAS).	Agency: Tracy Joint Unified CD code: 3 9 7 5 4 9 9 School: McKinley Elementary School Code: 6 0 4 2 8 5 7
CDE Contact: Jerry Cummings - (916) 319-0381 - JCumming@cde.ca.gov	<input type="checkbox"/> This page is not applicable because this is not a Title I, TAS.

I. Type of Service: TAS only. Enter number of students who received NCLB, Title I, Part A, services.

Instructional Service Area	Mathematics	Reading/Language Arts	Science	Social Studies	Vocational/Career	Other
Participants	148	148	0	0	0	0

Support Service Area	Health, Dental, and Eye Care	Supporting Guidance/Advocacy	Other
Participants	0	0	0

J. School-Level Staff: TAS only. Enter the school-level staff FTE paid with NCLB, Title I, Part A, funds.

Administrators (non-clerical)	Teachers	Paraprofessionals	Support Staff (clerical and non-clerical)	Other
0.00	0.00	1.50	0.50	0.00

2006-07 School Reporting Form for Title I, Part A - 2

California Department of Education

Consolidated Application

Purpose: To be completed for each Title I, Targeted Assistance School (TAS).	Agency: Tracy Joint Unified CD code: 3 9 7 5 4 9 9 School: St. Bernard's Catholic Elementary School Code: 6 9 7 8 3 2 4
CDE Contact: Jerry Cummings - (916) 319-0381 - JCumming@cde.ca.gov	<input type="checkbox"/> This page is not applicable because this is not a Title I, TAS.

I. Type of Service: TAS only. Enter number of students who received NCLB, Title I, Part A, services.

Instructional Service Area	Mathematics	Reading/Language Arts	Science	Social Studies	Vocational/Career	Other
Participants	27	27	0	0	0	0

Support Service Area	Health, Dental, and Eye Care	Supporting Guidance/Advocacy	Other
Participants	0	0	0

J. School-Level Staff: TAS only. Enter the school-level staff FTE paid with NCLB, Title I, Part A, funds.

Administrators (non-clerical)	Teachers	Paraprofessionals	Support Staff (clerical and non-clerical)	Other
0.00	0.00	0.00	0.00	0.00

2006-07 Title I Report of Program Improvement Activities

California Department of Education

Consolidated Application

Purpose: To report activities by the school as a result of being identified as a Title I Program Improvement School.

Agency: Tracy Joint Unified

CD code: 3 9 7 5 4 9 9

School: Central Elementary

CD code: 6 0 4 2 8 3 2

CDE Contact: Maria Reyes - (916) 319-0380 - MReyes@cde.ca.gov

A. Year of Program Improvement (PI) in 2006-07 Year 2

1. The number of students who transferred and attended another school not identified for PI under the No Child Left Behind Act (NCLB).	1
2. The number of students who transferred and attended another school not identified for PI under a local or state school choice program.	0
3. The number of students who received supplemental educational services.	0

B. For a PI School in Year 3, the LEA implemented at least one of the following corrective actions (check all that apply):

<input type="checkbox"/>	1. Replaced school staff relevant to the failure to make adequate yearly progress (AYP).
<input type="checkbox"/>	2. Implemented a new curriculum, including appropriate professional development.
<input type="checkbox"/>	3. Decreased management authority at the school level.
<input type="checkbox"/>	4. Appointed an outside expert to advise the school on making AYP based on its school plan.
<input type="checkbox"/>	5. Extended the school year or school day.
<input type="checkbox"/>	6. Restructured the internal organizational structure of the school.

C. For a PI School in Year 4, the LEA developed an alternative governance plan to restructure the school's governance and staffing using at least one of the following approaches (check all that apply):

<input type="checkbox"/>	1. Reopen the school as a public charter school.
<input type="checkbox"/>	2. Replace all or most of the staff (may include the principal) relevant to the failure to make AYP.
<input type="checkbox"/>	3. Contract with an outside entity with a record of effectiveness to operate the public school.
<input type="checkbox"/>	4. Institute other major restructuring of the school's governance.

D. For a PI School in Year 5, the LEA implemented at least one of the following alternative governance approaches (check all that apply):

<input type="checkbox"/>	1. Reopened the school as a public charter school.
<input type="checkbox"/>	2. Replaced all or most of the staff (may include the principal) relevant to the failure to make AYP.
<input type="checkbox"/>	3. Contracted with an outside entity with a record of effectiveness to operate the public school.
<input type="checkbox"/>	4. Instituted other major restructuring of the school's governance.

2006-07 Title I Report of Program Improvement Activities

California Department of Education

Consolidated Application

Purpose: To report activities by the school as a result of being identified as a Title I Program Improvement School.

Agency: Tracy Joint Unified

CD code: 3 9 7 5 4 9 9

School: Monte Vista Middle

CD code: 6 0 4 2 8 4 0

CDE Contact: Maria Reyes - (916) 319-0380 - MReyes@cde.ca.gov

A. Year of Program Improvement (PI) in 2006-07 Year 2

1. The number of students who transferred and attended another school not identified for PI under the No Child Left Behind Act (NCLB).	8
2. The number of students who transferred and attended another school not identified for PI under a local or state school choice program.	0
3. The number of students who received supplemental educational services.	0

B. For a PI School in Year 3, the LEA implemented at least one of the following corrective actions (check all that apply):

<input type="checkbox"/>	1. Replaced school staff relevant to the failure to make adequate yearly progress (AYP).
<input type="checkbox"/>	2. Implemented a new curriculum, including appropriate professional development.
<input type="checkbox"/>	3. Decreased management authority at the school level.
<input type="checkbox"/>	4. Appointed an outside expert to advise the school on making AYP based on its school plan.
<input type="checkbox"/>	5. Extended the school year or school day.
<input type="checkbox"/>	6. Restructured the internal organizational structure of the school.

C. For a PI School in Year 4, the LEA developed an alternative governance plan to restructure the school's governance and staffing using at least one of the following approaches (check all that apply):

<input type="checkbox"/>	1. Reopen the school as a public charter school.
<input type="checkbox"/>	2. Replace all or most of the staff (may include the principal) relevant to the failure to make AYP.
<input type="checkbox"/>	3. Contract with an outside entity with a record of effectiveness to operate the public school.
<input type="checkbox"/>	4. Institute other major restructuring of the school's governance.

D. For a PI School in Year 5, the LEA implemented at least one of the following alternative governance approaches (check all that apply):

<input type="checkbox"/>	1. Reopened the school as a public charter school.
<input type="checkbox"/>	2. Replaced all or most of the staff (may include the principal) relevant to the failure to make AYP.
<input type="checkbox"/>	3. Contracted with an outside entity with a record of effectiveness to operate the public school.
<input type="checkbox"/>	4. Instituted other major restructuring of the school's governance.

2006-07 Title I Report of Program Improvement Activities

California Department of Education

Consolidated Application

Purpose: To report activities by the school as a result of being identified as a Title I Program Improvement School.

Agency: Tracy Joint Unified

CD code: 3 9 7 5 4 9 9

School: North Elementary

CD code: 6 0 4 2 8 6 5

CDE Contact: Maria Reyes - (916) 319-0380 - MReyes@cde.ca.gov

A. Year of Program Improvement (PI) in 2006-07 Year 2

1. The number of students who transferred and attended another school not identified for PI under the No Child Left Behind Act (NCLB).	0
2. The number of students who transferred and attended another school not identified for PI under a local or state school choice program.	0
3. The number of students who received supplemental educational services.	0

B. For a PI School in Year 3, the LEA implemented at least one of the following corrective actions (check all that apply):

<input type="checkbox"/>	1. Replaced school staff relevant to the failure to make adequate yearly progress (AYP).
<input type="checkbox"/>	2. Implemented a new curriculum, including appropriate professional development.
<input type="checkbox"/>	3. Decreased management authority at the school level.
<input type="checkbox"/>	4. Appointed an outside expert to advise the school on making AYP based on its school plan.
<input type="checkbox"/>	5. Extended the school year or school day.
<input type="checkbox"/>	6. Restructured the internal organizational structure of the school.

C. For a PI School in Year 4, the LEA developed an alternative governance plan to restructure the school's governance and staffing using at least one of the following approaches (check all that apply):

<input type="checkbox"/>	1. Reopen the school as a public charter school.
<input type="checkbox"/>	2. Replace all or most of the staff (may include the principal) relevant to the failure to make AYP.
<input type="checkbox"/>	3. Contract with an outside entity with a record of effectiveness to operate the public school.
<input type="checkbox"/>	4. Institute other major restructuring of the school's governance.

D. For a PI School in Year 5, the LEA implemented at least one of the following alternative governance approaches (check all that apply):

<input type="checkbox"/>	1. Reopened the school as a public charter school.
<input type="checkbox"/>	2. Replaced all or most of the staff (may include the principal) relevant to the failure to make AYP.
<input type="checkbox"/>	3. Contracted with an outside entity with a record of effectiveness to operate the public school.
<input type="checkbox"/>	4. Instituted other major restructuring of the school's governance.

2006-07 Title I Report of Program Improvement Activities

California Department of Education

Consolidated Application

Purpose: To report activities by the school as a result of being identified as a Title I Program Improvement School.	Agency: Tracy Joint Unified CD code: 3 9 7 5 4 9 9 School: South/West Park Elementary CD code: 6 0 4 2 8 8 1
CDE Contact: Maria Reyes - (916) 319-0380 - MReyes@cde.ca.gov	

A. Year of Program Improvement (PI) in 2006-07 Year 5

1. The number of students who transferred and attended another school not identified for PI under the No Child Left Behind Act (NCLB).	0
2. The number of students who transferred and attended another school not identified for PI under a local or state school choice program.	0
3. The number of students who received supplemental educational services.	0

B. For a PI School in Year 3, the LEA implemented at least one of the following corrective actions (check all that apply):

<input type="checkbox"/>	1. Replaced school staff relevant to the failure to make adequate yearly progress (AYP).
<input type="checkbox"/>	2. Implemented a new curriculum, including appropriate professional development.
<input type="checkbox"/>	3. Decreased management authority at the school level.
<input type="checkbox"/>	4. Appointed an outside expert to advise the school on making AYP based on its school plan.
<input type="checkbox"/>	5. Extended the school year or school day.
<input type="checkbox"/>	6. Restructured the internal organizational structure of the school.

C. For a PI School in Year 4, the LEA developed an alternative governance plan to restructure the school's governance and staffing using at least one of the following approaches (check all that apply):

<input type="checkbox"/>	1. Reopen the school as a public charter school.
<input type="checkbox"/>	2. Replace all or most of the staff (may include the principal) relevant to the failure to make AYP.
<input type="checkbox"/>	3. Contract with an outside entity with a record of effectiveness to operate the public school.
<input type="checkbox"/>	4. Institute other major restructuring of the school's governance.

D. For a PI School in Year 5, the LEA implemented at least one of the following alternative governance approaches (check all that apply):

<input type="checkbox"/>	1. Reopened the school as a public charter school.
<input type="checkbox"/>	2. Replaced all or most of the staff (may include the principal) relevant to the failure to make AYP.
<input type="checkbox"/>	3. Contracted with an outside entity with a record of effectiveness to operate the public school.
<input checked="" type="checkbox"/>	4. Instituted other major restructuring of the school's governance.

2007-08 Consolidated Application Comment Form

Page Number

Page 13: Program Improvement

CD Code

3975499

District Name

Tracy Joint Unified

School Code

6042881

Comments

Changed from 1 site with 2 principals to 1 site with 1 principal and 1 assistand principal.

2006-07 Page 13 Comments Form

Page Number

Page 13: Program Improvement

CD Code

3975499

District Name

Tracy Joint Unified

School Name

6042881

Comments

Section D Changed from 1 site with 2 principals to 1 site with 1 principal and 1 assistant principal.

2006-07 Title I Report of Program Improvement Activities

California Department of Education

Consolidated Application

Purpose: To report activities by the school as a result of being identified as a Title I Program Improvement School.

Agency: Tracy Joint Unified

CD code: 3 9 7 5 4 9 9

School: Delta Island Elementary

CD code: 6 0 8 5 0 0 5

CDE Contact: Maria Reyes - (916) 319-0380 - MReyes@cde.ca.gov

A. Year of Program Improvement (PI) in 2006-07 Year 3

1. The number of students who transferred and attended another school not identified for PI under the No Child Left Behind Act (NCLB).	0
2. The number of students who transferred and attended another school not identified for PI under a local or state school choice program.	0
3. The number of students who received supplemental educational services.	0

B. For a PI School in Year 3, the LEA implemented at least one of the following corrective actions (check all that apply):

<input type="checkbox"/>	1. Replaced school staff relevant to the failure to make adequate yearly progress (AYP).
<input checked="" type="checkbox"/>	2. Implemented a new curriculum, including appropriate professional development.
<input type="checkbox"/>	3. Decreased management authority at the school level.
<input checked="" type="checkbox"/>	4. Appointed an outside expert to advise the school on making AYP based on its school plan.
<input type="checkbox"/>	5. Extended the school year or school day.
<input type="checkbox"/>	6. Restructured the internal organizational structure of the school.

C. For a PI School in Year 4, the LEA developed an alternative governance plan to restructure the school's governance and staffing using at least one of the following approaches (check all that apply):

<input type="checkbox"/>	1. Reopen the school as a public charter school.
<input type="checkbox"/>	2. Replace all or most of the staff (may include the principal) relevant to the failure to make AYP.
<input type="checkbox"/>	3. Contract with an outside entity with a record of effectiveness to operate the public school.
<input type="checkbox"/>	4. Institute other major restructuring of the school's governance.

D. For a PI School in Year 5, the LEA implemented at least one of the following alternative governance approaches (check all that apply):

<input type="checkbox"/>	1. Reopened the school as a public charter school.
<input type="checkbox"/>	2. Replaced all or most of the staff (may include the principal) relevant to the failure to make AYP.
<input type="checkbox"/>	3. Contracted with an outside entity with a record of effectiveness to operate the public school.
<input type="checkbox"/>	4. Instituted other major restructuring of the school's governance.

2006-07 LEA Reporting Form for NCLB Title I, Part A and Homeless Education

California Department of Education

Consolidated Application

Purpose: To provide the number of homeless children and youth in the LEA and their primary nighttime residence.

Agency:

Tracy Joint Unified

CD Code:

3 | 9 | 7 | 5 | 4 | 9 | 9

CDE Contact: Leanne Wheeler - (916)319-0383 - LWheeler@cde.ca.gov

A. McKinney-Vento Homeless Education Funding

☐ LEA received McKinney-Vento Homeless Education funding.

☒ LEA did not receive McKinney-Vento Homeless Education funding.

B. Enrollment

Grade Level	Pre-K	K	1	2	3	4	5	6	7	8	9	10	11	12	Total
Number of Homeless	0	3	0	2	0	2	2	5	1	2	5	2	3	4	31

C. Primary Nighttime Residency

Type of Residency	Shelters	Doubled-up/Tripled-up	Unsheltered*	Hotels/Motels	Total
Number of Homeless	14	0	1	16	31

*Unsheltered (e.g., cars, parks, campgrounds, etc.)

Part I, page 14

Date: 06/11/2007

2006-07 Rural and Low-Income School Program (Title VI, Part B, Subpart 2)

California Department of Education

Consolidated Application

Purpose: To determine how LEAs that received Rural and Low-Income School (RLIS) Program grants used their funds.	Agency: Tracy Joint Unified							
	CD code:		3	9	7	5	4	9
CDE Contact: Debbie Rury - (916) 319-0651 - DRury@cde.ca.gov		<input checked="checked" type="checkbox"/> This page is not applicable. The LEA received no RLIS funds in 2006-07.						
Check all boxes that apply for each year the LEA's participation in the RLIS Program								
Use of Funds								2006-07
1. No RLIS funds expended (if checked, no other boxes should be checked for the year in question)								<input type="checkbox"/>
2. Teacher recruitment and retention, including the use of signing bonuses and other financial incentives								<input type="checkbox"/>
3. Teacher professional development, including programs that train teachers to utilize technology to improve teaching and to train special needs teachers								<input type="checkbox"/>
4. Educational technology, including software and hardware as described in Title II, Part D								<input type="checkbox"/>
5. Parental involvement activities								<input type="checkbox"/>
6. Activities authorized under Title IV, Part A (Safe and Drug-Free Schools Program)								<input type="checkbox"/>
7. Activities authorized under Title I, Part A								<input type="checkbox"/>
8. Activities authorized under Title III (Language instruction for LEP and immigrant students)								<input type="checkbox"/>

2006-07 School Reporting Form for UMIRS Data

California Department of Education

Consolidated Application

Purpose: To collect student expulsion, suspension, and truancy information to satisfy NCLB requirements related to "persistently dangerous" schools and the uniform management information reporting system (UMIRS).	Agency: Tracy Joint Unified							
	CD code:	3	9	7	5	4	9	9
	School: George Kelly Elementary							
CDE Contact: Stephanie Papas - (916) 445-8441 - SPapas@cde.ca.gov		School Code:						
		0	1	0	8	3	5	7

October 2006 CBEDS Enrollment: 1104	Number of students with an unexcused absence of more than 30 minutes on 3 or more days: 233	Truancy Rate (Number at left divided by enrollment): 21.1%*
-------------------------------------	---	--

Ed Codes	Ed Code Text	Number of Expulsions	Number of Suspensions
48900(a)(1)	Related to physical injury to another person	31	0
48900(a)(2)	Related to use of force or violence	1	0
48900(b)	Related to firearms, knives, explosive devices, etc.	2	0
48900(c)	Related to possession or sale of controlled substances, alcohol, or intoxicants.	1	0
48900(g)	Stole or attempted to steal school property or private property	4	0
48900(h)	Related to possession or use of tobacco products	3	0
48900(i)	Committed an obscene act or engaged in habitual profanity or vulgarity	27	0
48900(j)	Related to possession or sale of drug paraphernalia	1	0

NOTE TO LEA: Please do not photocopy hard copies of this form in order to collect data from individual school sites. Background, guidance, and a data input form (to collect data from school sites) are available at: http://www.cde.ca.gov/ls/ss/se/umirs.as	Overall Total:	652	0
	Violence/Drug Total:	42	0
	Violence/Drug Rate (Violence/Drug Total ÷ Enrollment):	3.8% *	0.0% *
	Total of Persistently Dangerous Expulsions Only:	0	N/A
	Number of Non-Student Firearm Incidents:	0	
Was school at risk of being designated "persistently dangerous" for 2004-05? No	Was school at risk of being designated "persistently dangerous" for 2005-06? No	Is school at risk of being designated "persistently dangerous" for 2006-07? No	

* If this reads 'N/A' it means that the enrollment figure is missing.

2006-07 School Reporting Form for UMIRS Data

California Department of Education

Consolidated Application

Purpose: To collect student expulsion, suspension, and truancy information to satisfy NCLB requirements related to "persistently dangerous" schools and the uniform management information reporting system (UMIRS).		Agency: Tracy Joint Unified CD code: 3 9 7 5 4 9 9 School: George Kelly Elementary School Code: 0 1 0 8 3 5 7	
CDE Contact: Stephanie Papas - (916) 445-8441 - SPapas@cde.ca.gov			
October 2006 CBEDS Enrollment: 1104	Number of students with an unexcused absence of more than 30 minutes on 3 or more days: 233	Truancy Rate (Number at left divided by enrollement): 21.1%*	
Ed Codes	Ed Code Text	Number of Expulsions	Number of Suspensions
48900(k)	Related to disruption of school activities or willfull defiance	576	0
48900(l)	Knowingly received stolen school property or private property	3	0
48915(a)(2)	Possession of any knife or other dangerous object of no reasonable use to the pupil	3	0

NOTE TO LEA: Please do not photocopy hard copies of this form in order to collect data from individual school sites. Background, guidance, and a data input form (to collect data from school sites) are available at: http://www.cde.ca.gov/ls/ss/se/umirs.as	Overall Total:	652	0
	Violence/Drug Total:	42	0
	Violence/Drug Rate (Violence/Drug Total ÷ Enrollment):	3.8% *	0.0% *
	Total of Persistently Dangerous Expulsions Only:	0	N/A
	Number of Non-Student Firearm Incidents:	0	
Was school at risk of being designated "persistently dangerous" for 2004-05? No	Was school at risk of being designated "persistently dangerous" for 2005-06? No	Is school at risk of being designated "persistently dangerous" for 2006-07? No	

* If this reads 'N/A' it means that the enrollment figure is missing.

2006-07 School Reporting Form for UMIRS Data

California Department of Education

Consolidated Application

Purpose: To collect student expulsion, suspension, and truancy information to satisfy NCLB requirements related to "persistently dangerous" schools and the uniform management information reporting system (UMIRS).		Agency: Tracy Joint Unified	
		CD code: 3 9 7 5 4 9 9	
		School: George & Evelyn Stein Continuation	
School Code: 0 1 1 4 1 4 0			
CDE Contact: Stephanie Papas - (916) 445-8441 - SPapas@cde.ca.gov			
October 2006 CBEDS Enrollment: 0	Number of students with an unexcused absence of more than 30 minutes on 3 or more days: 1	Truancy Rate (Number at left divided by enrollment): * N/A	
Ed Codes	Ed Code Text	Number of Expulsions	Number of Suspensions

NOTE TO LEA: Please do not photocopy hard copies of this form in order to collect data from individual school sites. Background, guidance, and a data input form (to collect data from school sites) are available at: http://www.cde.ca.gov/ls/ss/se/umirs.as	Overall Total:	0	0
	Violence/Drug Total:	0	0
	Violence/Drug Rate (Violence/Drug Total ÷ Enrollment):	N/A *	N/A *
	Total of Persistently Dangerous Expulsions Only:	0	N/A
	Number of Non-Student Firearm Incidents:	0	
Was school at risk of being designated "persistently dangerous" for 2004-05? No	Was school at risk of being designated "persistently dangerous" for 2005-06? No	Is school at risk of being designated "persistently dangerous" for 2006-07? No	

* If this reads 'N/A' it means that the enrollment figure is missing.

2006-07 School Reporting Form for UMIRS Data

California Department of Education

Consolidated Application

Purpose: To collect student expulsion, suspension, and truancy information to satisfy NCLB requirements related to "persistently dangerous" schools and the uniform management information reporting system (UMIRS).		Agency: Tracy Joint Unified	
		CD code:	3 9 7 5 4 9 9
		School: Success High	
		School Code:	3 9 3 0 2 8 6
CDE Contact: Stephanie Papas - (916) 445-8441 - SPapas@cde.ca.gov			
October 2006 CBEDS Enrollment:	17	Number of students with an unexcused absence of more than 30 minutes on 3 or more days:	5
		Truancy Rate (Number at left divided by enrollment): 29.4% *	
Ed Codes	Ed Code Text	Number of Expulsions	Number of Suspensions
48900(k)	Related to disruption of school activities or willfull defiance	0	2

NOTE TO LEA: Please do not photocopy hard copies of this form in order to collect data from individual school sites. Background, guidance, and a data input form (to collect data from school sites) are available at: http://www.cde.ca.gov/ls/ss/se/umirs.as	Overall Total:		0	2	
	Violence/Drug Total:		0	0	
	Violence/Drug Rate (Violence/Drug Total ÷ Enrollment):		0.0% *	0.0% *	
	Total of Persistently Dangerous Expulsions Only:		0	N/A	
	Number of Non-Student Firearm Incidents:		0		
Was school at risk of being designated "persistently dangerous" for 2004-05?	No	Was school at risk of being designated "persistently dangerous" for 2005-06?	No	Is school at risk of being designated "persistently dangerous" for 2006-07?	No

* If this reads 'N/A' it means that the enrollment figure is missing.

2007-08 Consolidated Application Comment Form

Page Number

Page 16: UMIRS Data

CD Code

3975499

District Name

Tracy Joint Unified

School Code

3930286

Comments

These data are included with the West High School data.

2006-07 School Reporting Form for UMIRS Data

California Department of Education

Consolidated Application

Purpose: To collect student expulsion, suspension, and truancy information to satisfy NCLB requirements related to "persistently dangerous" schools and the uniform management information reporting system (UMIRS).		Agency: Tracy Joint Unified CD code: 3 9 7 5 4 9 9 School: Excel High School Code: 3 9 3 0 2 9 4	
CDE Contact: Stephanie Papas - (916) 445-8441 - SPapas@cde.ca.gov			
October 2006 CBEDS Enrollment: 9	Number of students with an unexcused absence of more than 30 minutes on 3 or more days: 6	Truancy Rate (Number at left divided by enrollment): 66.7% *	
Ed Codes	Ed Code Text	Number of Expulsions	Number of Suspensions
48900(a)(1)	Related to physical injury to another person	0	4
48900(a)(2)	Related to use of force or violence	0	3
48900(c)	Related to possession or sale of controlled substances, alcohol, or intoxicants.	0	1
48900(f)	Caused or attempted to cause damage to school property or private property	0	2
48900(h)	Related to possession or use of tobacco products	0	1
48900(i)	Committed an obscene act or engaged in habitual profanity or vulgarity	0	4
48900(k)	Related to disruption of school activities or willfull defiance	3	59
48915(a)(2)	Possession of any knife or other dangerous object of no reasonable use to the pupil	1	1

NOTE TO LEA: Please do not photocopy hard copies of this form in order to collect data from individual school sites. Background, guidance, and a data input form (to collect data from school sites) are available at: http://www.cde.ca.gov/ls/ss/se/umirs.as	Overall Total:	4	75
	Violence/Drug Total:	1	10
	Violence/Drug Rate (Violence/Drug Total ÷ Enrollment):	11.1% *	111.1% *
	Total of Persistently Dangerous Expulsions Only:	0	N/A
	Number of Non-Student Firearm Incidents:	0	
Was school at risk of being designated "persistently dangerous" for 2004-05? No	Was school at risk of being designated "persistently dangerous" for 2005-06? No	Is school at risk of being designated "persistently dangerous" for 2006-07? No	

* If this reads 'N/A' it means that the enrollment figure is missing.

2006-07 School Reporting Form for UMIRS Data

California Department of Education

Consolidated Application

Purpose: To collect student expulsion, suspension, and truancy information to satisfy NCLB requirements related to "persistently dangerous" schools and the uniform management information reporting system (UMIRS).		Agency: Tracy Joint Unified	
		CD code: 3 9 7 5 4 9 9	
		School: Merrill F. West High	
School Code: 3 9 3 0 3 0 2			
CDE Contact: Stephanie Papas - (916) 445-8441 - SPapas@cde.ca.gov			
October 2006 CBEDS Enrollment: 3176	Number of students with an unexcused absence of more than 30 minutes on 3 or more days: 542	Truancy Rate (Number at left divided by enrollement): 17.1% *	
Ed Codes	Ed Code Text	Number of Expulsions	Number of Suspensions
48900(a)(1)	Related to physical injury to another person	219	0
48900(a)(2)	Related to use of force or violence	41	0
48900(b)	Related to firearms, knives, explosive devices, etc.	22	0
48900(c)	Related to possession or sale of controlled substances, alcohol, or intoxicants.	50	0
48900(f)	Caused or attempted to cause damage to school property or private property	36	0
48900(g)	Stole or attempted to steal school property or private property	36	0
48900(h)	Related to possession or use of tobacco products	22	0
48900(i)	Committed an obscene act or engaged in habitual profanity or vulgarity	172	0

NOTE TO LEA: Please do not photocopy hard copies of this form in order to collect data from individual school sites. Background, guidance, and a data input form (to collect data from school sites) are available at: http://www.cde.ca.gov/ls/ss/se/umirs.as	Overall Total:	2038	0
	Violence/Drug Total:	387	0
	Violence/Drug Rate (Violence/Drug Total ÷ Enrollment):	12.2% *	0.0% *
	Total of Persistently Dangerous Expulsions Only:	13	N/A
	Number of Non-Student Firearm Incidents:	0	
Was school at risk of being designated "persistently dangerous" for 2004-05? No	Was school at risk of being designated "persistently dangerous" for 2005-06? No	Is school at risk of being designated "persistently dangerous" for 2006-07? No	

* If this reads 'N/A' it means that the enrollment figure is missing.

2006-07 School Reporting Form for UMIRS Data

California Department of Education

Consolidated Application

Purpose: To collect student expulsion, suspension, and truancy information to satisfy NCLB requirements related to "persistently dangerous" schools and the uniform management information reporting system (UMIRS).	Agency: Tracy Joint Unified							
	CD code:	3	9	7	5	4	9	9
	School: Merrill F. West High							
CDE Contact: Stephanie Papas - (916) 445-8441 - SPapas@cde.ca.gov		School Code:						
		3	9	3	0	3	0	2

October 2006 CBEDS Enrollment:	3176	Number of students with an unexcused absence of more than 30 minutes on 3 or more days:	542	Truancy Rate (Number at left divided by enrollment):	17.1% *
--------------------------------	------	---	-----	---	---------

Ed Codes	Ed Code Text	Number of Expulsions	Number of Suspensions
48900(j)	Related to possession or sale of drug paraphernalia	4	0
48900(k)	Related to disruption of school activities or willfull defiance	1,404	0
48900(l)	Knowingly received stolen school property or private property	3	0
48900(o)	Related to intimidation of a witness	2	0
48900.4	Related to harassment, threats, or intimidation	5	0
48915(a)(1)	PDS-Causing serious physical injury to another person, except in self-defense	4	0
48915(a)(2)	Possession of any knife or other dangerous object of no reasonable use to the pupil	7	0
48915(a)(3)	Related to unlawful possession of controlled substances	2	0

NOTE TO LEA: Please do not photocopy hard copies of this form in order to collect data from individual school sites. Background, guidance, and a data input form (to collect data from school sites) are available at: http://www.cde.ca.gov/lr/ss/se/umirs.as	Overall Total:		2038	0	
	Violence/Drug Total:		387	0	
	Violence/Drug Rate (Violence/Drug Total ÷ Enrollment):		12.2% *	0.0% *	
	Total of Persistently Dangerous Expulsions Only:		13	N/A	
	Number of Non-Student Firearm Incidents:		0		
Was school at risk of being designated "persistently dangerous" for 2004-05?	No	Was school at risk of being designated "persistently dangerous" for 2005-06?	No	Is school at risk of being designated "persistently dangerous" for 2006-07?	No

* If this reads 'N/A' it means that the enrollment figure is missing.

2006-07 School Reporting Form for UMIRS Data

California Department of Education

Consolidated Application

Purpose: To collect student expulsion, suspension, and truancy information to satisfy NCLB requirements related to "persistently dangerous" schools and the uniform management information reporting system (UMIRS).		Agency: Tracy Joint Unified								
		CD code:		3	9	7	5	4	9	9
		School: Merrill F. West High								
		School Code:		3	9	3	0	3	0	2
CDE Contact: Stephanie Papas - (916) 445-8441 - SPapas@cde.ca.gov										
October 2006 CBEDS Enrollment: 3176	Number of students with an unexcused absence of more than 30 minutes on 3 or more days: 542		Truancy Rate (Number at left divided by enrollment): 17.1%*							
Ed Codes	Ed Code Text		Number of Expulsions		Number of Suspensions					
48915(a)(4)	PDS-Robbery or extortion		5		0					
48915(a)(5)	PDS-Assault or battery, as defined in Sections 240 and 242 of the Penal Code, upon		4		0					

NOTE TO LEA: Please do not photocopy hard copies of this form in order to collect data from individual school sites. Background, guidance, and a data input form (to collect data from school sites) are available at: http://www.cde.ca.gov/ls/ss/se/umirs.as	Overall Total:		2038	0
	Violence/Drug Total:		387	0
	Violence/Drug Rate (Violence/Drug Total ÷ Enrollment):		12.2% *	0.0% *
	Total of Persistently Dangerous Expulsions Only:		13	N/A
	Number of Non-Student Firearm Incidents:		0	
Was school at risk of being designated "persistently dangerous" for 2004-05? No	Was school at risk of being designated "persistently dangerous" for 2005-06? No	Is school at risk of being designated "persistently dangerous" for 2006-07? No		

* If this reads 'N/A' it means that the enrollment figure is missing.

2006-07 School Reporting Form for UMIRS Data

California Department of Education

Consolidated Application

Purpose: To collect student expulsion, suspension, and truancy information to satisfy NCLB requirements related to "persistently dangerous" schools and the uniform management information reporting system (UMIRS).		Agency: Tracy Joint Unified	
		CD code: 3 9 7 5 4 9 9	
		School: Willow Community Day	
		School Code: 3 9 3 0 3 9 3	
CDE Contact: Stephanie Papas - (916) 445-8441 - SPapas@cde.ca.gov			
October 2006 CBEDS Enrollment: 34	Number of students with an unexcused absence of more than 30 minutes on 3 or more days: 15	Truancy Rate (Number at left divided by enrollment): 44.1% *	
Ed Codes	Ed Code Text	Number of Expulsions	Number of Suspensions
48900(a)(1)	Related to physical injury to another person	7	0
48900(i)	Committed an obscene act or engaged in habitual profanity or vulgarity	2	0
48900(k)	Related to disruption of school activities or willfull defiance	13	0

NOTE TO LEA: Please do not photocopy hard copies of this form in order to collect data from individual school sites. Background, guidance, and a data input form (to collect data from school sites) are available at: http://www.cde.ca.gov/ls/ss/se/umirs.as	Overall Total:		22	0
	Violence/Drug Total:		7	0
	Violence/Drug Rate (Violence/Drug Total ÷ Enrollment):		20.6% *	0.0% *
	Total of Persistently Dangerous Expulsions Only:		0	N/A
	Number of Non-Student Firearm Incidents:		0	
Was school at risk of being designated "persistently dangerous" for 2004-05? No	Was school at risk of being designated "persistently dangerous" for 2005-06? No	Is school at risk of being designated "persistently dangerous" for 2006-07? No		

* If this reads 'N/A' it means that the enrollment figure is missing.

2006-07 School Reporting Form for UMIRS Data

California Department of Education

Consolidated Application

Purpose: To collect student expulsion, suspension, and truancy information to satisfy NCLB requirements related to "persistently dangerous" schools and the uniform management information reporting system (UMIRS).		Agency: Tracy Joint Unified	
		CD code: 3 9 7 5 4 9 9	
		School: Duncan-Russell Continuation	
		School Code: 3 9 3 7 9 7 6	
CDE Contact: Stephanie Papas - (916) 445-8441 - SPapas@cde.ca.gov			
October 2006 CBEDS Enrollment: 131	Number of students with an unexcused absence of more than 30 minutes on 3 or more days: 79	Truancy Rate (Number at left divided by enrollment): 60.3%*	
Ed Codes	Ed Code Text	Number of Expulsions	Number of Suspensions
48900(a)(1)	Related to physical injury to another person	10	0
48900(c)	Related to possession or sale of controlled substances, alcohol, or intoxicants.	7	0
48900(g)	Stole or attempted to steal school property or private property	2	0
48900(h)	Related to possession or use of tobacco products	7	0
48900(i)	Committed an obscene act or engaged in habitual profanity or vulgarity	10	0
48900(k)	Related to disruption of school activities or willfull defiance	31	0
48900.2	Related to sexual harassment	6	0

NOTE TO LEA: Please do not photocopy hard copies of this form in order to collect data from individual school sites. Background, guidance, and a data input form (to collect data from school sites) are available at: http://www.cde.ca.gov/ls/ss/se/umirs.as	Overall Total:	73	0
	Violence/Drug Total:	30	0
	Violence/Drug Rate (Violence/Drug Total ÷ Enrollment):	22.9% *	0.0% *
	Total of Persistently Dangerous Expulsions Only:	0	N/A
	Number of Non-Student Firearm Incidents:	0	
Was school at risk of being designated "persistently dangerous" for 2004-05? No	Was school at risk of being designated "persistently dangerous" for 2005-06? No	Is school at risk of being designated "persistently dangerous" for 2006-07? No	

* If this reads 'N/A' it means that the enrollment figure is missing.

2006-07 School Reporting Form for UMIRS Data

California Department of Education

Consolidated Application

Purpose: To collect student expulsion, suspension, and truancy information to satisfy NCLB requirements related to "persistently dangerous" schools and the uniform management information reporting system (UMIRS).	Agency: Tracy Joint Unified							
	CD code:	3	9	7	5	4	9	9
	School: Tracy High							
	School Code:	3	9	3	8	0	0	8
CDE Contact: Stephanie Papas - (916) 445-8441 - SPapas@cde.ca.gov								

October 2006 CBEDS Enrollment:	2654	Number of students with an unexcused absence of more than 30 minutes on 3 or more days:	936	Truancy Rate (Number at left divided by enrollment):	35.3%*
--------------------------------	------	---	-----	---	--------

Ed Codes	Ed Code Text	Number of Expulsions	Number of Suspensions
48900(a)(1)	Related to physical injury to another person	146	0
48900(a)(2)	Related to use of force or violence	15	0
48900(b)	Related to firearms, knives, explosive devices, etc.	8	0
48900(c)	Related to possession or sale of controlled substances, alcohol, or intoxicants.	35	0
48900(f)	Caused or attempted to cause damage to school property or private property	14	0
48900(g)	Stole or attempted to steal school property or private property	15	0
48900(h)	Related to possession or use of tobacco products	30	0
48900(i)	Committed an obscene act or engaged in habitual profanity or vulgarity	55	0

NOTE TO LEA: Please do not photocopy hard copies of this form in order to collect data from individual school sites. Background, guidance, and a data input form (to collect data from school sites) are available at: http://www.cde.ca.gov/ls/ss/se/umirs.as	Overall Total:		887	0	
	Violence/Drug Total:		281	0	
	Violence/Drug Rate (Violence/Drug Total ÷ Enrollment):		10.6% *	0.0% *	
	Total of Persistently Dangerous Expulsions Only:		3	N/A	
	Number of Non-Student Firearm Incidents:		0		
Was school at risk of being designated "persistently dangerous" for 2004-05?	No	Was school at risk of being designated "persistently dangerous" for 2005-06?	No	Is school at risk of being designated "persistently dangerous" for 2006-07?	No

* If this reads 'N/A' it means that the enrollment figure is missing.

2006-07 School Reporting Form for UMIRS Data

California Department of Education

Consolidated Application

Purpose: To collect student expulsion, suspension, and truancy information to satisfy NCLB requirements related to "persistently dangerous" schools and the uniform management information reporting system (UMIRS).	Agency: Tracy Joint Unified													
	CD code:	3	9	7	5	4	9	9						
	School: Tracy High													
School Code:								3	9	3	8	0	0	8
CDE Contact: Stephanie Papas - (916) 445-8441 - SPapas@cde.ca.gov														

October 2006 CBEDS Enrollment:	2654	Number of students with an unexcused absence of more than 30 minutes on 3 or more days:	936	Truancy Rate (Number at left divided by enrollment):	35.3%*
--------------------------------	------	---	-----	---	--------

Ed Codes	Ed Code Text	Number of Expulsions	Number of Suspensions
48900(j)	Related to possession or sale of drug paraphernalia	2	0
48900(k)	Related to disruption of school activities or willfull defiance	516	0
48900(l)	Knowingly received stolen school property or private property	6	0
48900(o)	Related to intimidation of a witness	3	0
48900.2	Related to sexual harassment	27	0
48900.4	Related to harassment, threats, or intimidation	10	0
48915(a)(1)	PDS-Causing serious physical injury to another person, except in self-defense	1	0
48915(a)(2)	Possession of any knife or other dangerous object of no reasonable use to the pupil	1	0

NOTE TO LEA: Please do not photocopy hard copies of this form in order to collect data from individual school sites. Background, guidance, and a data input form (to collect data from school sites) are available at: http://www.cde.ca.gov/ls/ss/se/umirs.as	Overall Total:		887	0	
	Violence/Drug Total:		281	0	
	Violence/Drug Rate (Violence/Drug Total ÷ Enrollment):		10.6% *	0.0% *	
	Total of Persistently Dangerous Expulsions Only:		3	N/A	
	Number of Non-Student Firearm Incidents:		0		
Was school at risk of being designated "persistently dangerous" for 2004-05?	No	Was school at risk of being designated "persistently dangerous" for 2005-06?	No	Is school at risk of being designated "persistently dangerous" for 2006-07?	No

* If this reads 'N/A' it means that the enrollment figure is missing.

2006-07 School Reporting Form for UMIRS Data

California Department of Education

Consolidated Application

Purpose: To collect student expulsion, suspension, and truancy information to satisfy NCLB requirements related to "persistently dangerous" schools and the uniform management information reporting system (UMIRS).		Agency: Tracy Joint Unified								
		CD code:		3	9	7	5	4	9	9
		School: Tracy High								
		School Code:		3	9	3	8	0	0	8
CDE Contact: Stephanie Papas - (916) 445-8441 - SPapas@cde.ca.gov										
October 2006 CBEDS Enrollment: 2654	Number of students with an unexcused absence of more than 30 minutes on 3 or more days: 936		Truancy Rate (Number at left divided by enrollment): 35.3%*							
Ed Codes	Ed Code Text		Number of Expulsions		Number of Suspensions					
48915(a)(3)	Related to unlawful possession of controlled substances		1		0					
48915(a)(4)	PDS-Robbery or extortion		2		0					

NOTE TO LEA: Please do not photocopy hard copies of this form in order to collect data from individual school sites. Background, guidance, and a data input form (to collect data from school sites) are available at: http://www.cde.ca.gov/ls/ss/se/umirs.as	Overall Total:		887	0
	Violence/Drug Total:		281	0
	Violence/Drug Rate (Violence/Drug Total ÷ Enrollment):		10.6% *	0.0% *
	Total of Persistently Dangerous Expulsions Only:		3	N/A
	Number of Non-Student Firearm Incidents:		0	
Was school at risk of being designated "persistently dangerous" for 2004-05? No	Was school at risk of being designated "persistently dangerous" for 2005-06? No	Is school at risk of being designated "persistently dangerous" for 2006-07? No		

* If this reads 'N/A' it means that the enrollment figure is missing.

2006-07 School Reporting Form for UMIRS Data

California Department of Education

Consolidated Application

Purpose: To collect student expulsion, suspension, and truancy information to satisfy NCLB requirements related to "persistently dangerous" schools and the uniform management information reporting system (UMIRS).		Agency: Tracy Joint Unified									
		CD code:		3	9	7	5	4	9	9	
		School: Central Elementary									
		School Code:		6	0	4	2	8	3	2	
CDE Contact: Stephanie Papas - (916) 445-8441 - SPapas@cde.ca.gov											
October 2006 CBEDS Enrollment: 466		Number of students with an unexcused absence of more than 30 minutes on 3 or more days: 135				Truancy Rate (Number at left divided by enrollment): 29.0%*					
Ed Codes		Ed Code Text				Number of Expulsions		Number of Suspensions			
48900(a)(1)		Related to physical injury to another person				84		0			
48900(a)(2)		Related to use of force or violence				3		0			
48900(b)		Related to firearms, knives, explosive devices, etc.				3		0			
48900(f)		Caused or attempted to cause damage to school property or private property				1		0			
48900(g)		Stole or attempted to steal school property or private property				1		0			
48900(i)		Committed an obscene act or engaged in habitual profanity or vulgarity				1		0			
48900(k)		Related to disruption of school activities or willfull defiance				23		0			

NOTE TO LEA: Please do not photocopy hard copies of this form in order to collect data from individual school sites. Background, guidance, and a data input form (to collect data from school sites) are available at: http://www.cde.ca.gov/ls/ss/se/umirs.as	Overall Total:		116	0	
	Violence/Drug Total:		90	0	
	Violence/Drug Rate (Violence/Drug Total ÷ Enrollment):		19.3% *	0.0% *	
	Total of Persistently Dangerous Expulsions Only:		0	N/A	
	Number of Non-Student Firearm Incidents:		0		
Was school at risk of being designated "persistently dangerous" for 2004-05? No		Was school at risk of being designated "persistently dangerous" for 2005-06? No		Is school at risk of being designated "persistently dangerous" for 2006-07? No	

* If this reads 'N/A' it means that the enrollment figure is missing.

2006-07 School Reporting Form for UMIRS Data

California Department of Education

Consolidated Application

Purpose: To collect student expulsion, suspension, and truancy information to satisfy NCLB requirements related to "persistently dangerous" schools and the uniform management information reporting system (UMIRS).	Agency: Tracy Joint Unified							
	CD code:	3	9	7	5	4	9	9
	School: Monte Vista Middle							
CDE Contact: Stephanie Papas - (916) 445-8441 - SPapas@cde.ca.gov		School Code:						
		6	0	4	2	8	4	0

October 2006 CBEDS Enrollment:	923	Number of students with an unexcused absence of more than 30 minutes on 3 or more days:	153	Truancy Rate (Number at left divided by enrollment):	16.6% *
--------------------------------	-----	---	-----	---	---------

Ed Codes	Ed Code Text	Number of Expulsions	Number of Suspensions
48900(a)(1)	Related to physical injury to another person	115	0
48900(a)(2)	Related to use of force or violence	19	0
48900(b)	Related to firearms, knives, explosive devices, etc.	18	0
48900(c)	Related to possession or sale of controlled substances, alcohol, or intoxicants.	18	0
48900(f)	Caused or attempted to cause damage to school property or private property	14	0
48900(g)	Stole or attempted to steal school property or private property	24	0
48900(i)	Committed an obscene act or engaged in habitual profanity or vulgarity	14	0
48900(k)	Related to disruption of school activities or willfull defiance	633	0

NOTE TO LEA: Please do not photocopy hard copies of this form in order to collect data from individual school sites. Background, guidance, and a data input form (to collect data from school sites) are available at: http://www.cde.ca.gov/ls/ss/se/umirs.as	Overall Total:		870	0	
	Violence/Drug Total:		185	0	
	Violence/Drug Rate (Violence/Drug Total ÷ Enrollment):		20.0% *	0.0% *	
	Total of Persistently Dangerous Expulsions Only:		5	N/A	
	Number of Non-Student Firearm Incidents:		0		
Was school at risk of being designated "persistently dangerous" for 2004-05?	No	Was school at risk of being designated "persistently dangerous" for 2005-06?	No	Is school at risk of being designated "persistently dangerous" for 2006-07?	No

* If this reads 'N/A' it means that the enrollment figure is missing.

2006-07 School Reporting Form for UMIRS Data

California Department of Education

Consolidated Application

Purpose: To collect student expulsion, suspension, and truancy information to satisfy NCLB requirements related to "persistently dangerous" schools and the uniform management information reporting system (UMIRS).		Agency: Tracy Joint Unified	
		CD code: 3 9 7 5 4 9 9	
		School: Monte Vista Middle	
School Code: 6 0 4 2 8 4 0			
CDE Contact: Stephanie Papas - (916) 445-8441 - SPapas@cde.ca.gov			
October 2006 CBEDS Enrollment: 923	Number of students with an unexcused absence of more than 30 minutes on 3 or more days: 153	Truancy Rate (Number at left divided by enrollment): 16.6% *	
Ed Codes	Ed Code Text	Number of Expulsions	Number of Suspensions
48900(o)	Related to intimidation of a witness	1	0
48900.2	Related to sexual harassment	2	0
48915(a)(2)	Possession of any knife or other dangerous object of no reasonable use to the pupil	7	0
48915(a)(4)	PDS-Robbery or extortion	4	0
48915(a)(5)	PDS-Assault or battery, as defined in Sections 240 and 242 of the Penal Code, upon	1	0

NOTE TO LEA: Please do not photocopy hard copies of this form in order to collect data from individual school sites. Background, guidance, and a data input form (to collect data from school sites) are available at: http://www.cde.ca.gov/ls/ss/se/umirs.as	Overall Total:		870	0
	Violence/Drug Total:		185	0
	Violence/Drug Rate (Violence/Drug Total ÷ Enrollment):		20.0% *	0.0% *
	Total of Persistently Dangerous Expulsions Only:		5	N/A
	Number of Non-Student Firearm Incidents:		0	
Was school at risk of being designated "persistently dangerous" for 2004-05? No	Was school at risk of being designated "persistently dangerous" for 2005-06? No	Is school at risk of being designated "persistently dangerous" for 2006-07? No		

* If this reads 'N/A' it means that the enrollment figure is missing.

2006-07 School Reporting Form for UMIRS Data

California Department of Education

Consolidated Application

Purpose: To collect student expulsion, suspension, and truancy information to satisfy NCLB requirements related to "persistently dangerous" schools and the uniform management information reporting system (UMIRS).		Agency: Tracy Joint Unified						
		CD code: 3 9 7 5 4 9 9						
		School: McKinley Elementary						
		School Code: 6 0 4 2 8 5 7						
CDE Contact: Stephanie Papas - (916) 445-8441 - SPapas@cde.ca.gov								
October 2006 CBEDS Enrollment: 487	Number of students with an unexcused absence of more than 30 minutes on 3 or more days: 91	Truancy Rate (Number at left divided by enrollment): 18.7%*						
Ed Codes	Ed Code Text	Number of Expulsions		Number of Suspensions				
48900(a)(1)	Related to physical injury to another person	31		0				
48900(a)(2)	Related to use of force or violence	3		0				
48900(f)	Caused or attempted to cause damage to school property or private property	2		0				
48900(g)	Stole or attempted to steal school property or private property	4		0				
48900(i)	Committed an obscene act or engaged in habitual profanity or vulgarity	4		0				
48900(k)	Related to disruption of school activities or willfull defiance	20		0				
48915(a)(2)	Possession of any knife or other dangerous object of no reasonable use to the pupil	1		0				

NOTE TO LEA: Please do not photocopy hard copies of this form in order to collect data from individual school sites. Background, guidance, and a data input form (to collect data from school sites) are available at: http://www.cde.ca.gov/ls/ss/se/umirs.as	Overall Total:		65	0
	Violence/Drug Total:		35	0
	Violence/Drug Rate (Violence/Drug Total ÷ Enrollment):		7.2% *	0.0% *
	Total of Persistently Dangerous Expulsions Only:		0	N/A
	Number of Non-Student Firearm Incidents:		0	
Was school at risk of being designated "persistently dangerous" for 2004-05? No	Was school at risk of being designated "persistently dangerous" for 2005-06? No	Is school at risk of being designated "persistently dangerous" for 2006-07? No		

* If this reads 'N/A' it means that the enrollment figure is missing.

2006-07 School Reporting Form for UMIRS Data

California Department of Education

Consolidated Application

Purpose: To collect student expulsion, suspension, and truancy information to satisfy NCLB requirements related to "persistently dangerous" schools and the uniform management information reporting system (UMIRS).	Agency: Tracy Joint Unified							
	CD code:	3	9	7	5	4	9	9
	School: North Elementary							
	School Code:	6	0	4	2	8	6	5
CDE Contact: Stephanie Papas - (916) 445-8441 - SPapas@cde.ca.gov								

October 2006 CBEDS Enrollment: 803	Number of students with an unexcused absence of more than 30 minutes on 3 or more days: 412	Truancy Rate (Number at left divided by enrollment): 51.3% *
------------------------------------	---	---

Ed Codes	Ed Code Text	Number of Expulsions	Number of Suspensions
48900(a)(1)	Related to physical injury to another person	45	0
48900(a)(2)	Related to use of force or violence	12	0
48900(b)	Related to firearms, knives, explosive devices, etc.	1	0
48900(c)	Related to possession or sale of controlled substances, alcohol, or intoxicants.	2	0
48900(f)	Caused or attempted to cause damage to school property or private property	1	0
48900(g)	Stole or attempted to steal school property or private property	2	0
48900(i)	Committed an obscene act or engaged in habitual profanity or vulgarity	22	0
48900(k)	Related to disruption of school activities or willfull defiance	75	0

NOTE TO LEA: Please do not photocopy hard copies of this form in order to collect data from individual school sites. Background, guidance, and a data input form (to collect data from school sites) are available at: http://www.cde.ca.gov/ls/ss/se/umirs.as	Overall Total:	161	0
	Violence/Drug Total:	61	0
	Violence/Drug Rate (Violence/Drug Total ÷ Enrollment):	7.6% *	0.0% *
	Total of Persistently Dangerous Expulsions Only:	0	N/A
	Number of Non-Student Firearm Incidents:	0	
Was school at risk of being designated "persistently dangerous" for 2004-05? No	Was school at risk of being designated "persistently dangerous" for 2005-06? No	Is school at risk of being designated "persistently dangerous" for 2006-07? No	

* If this reads 'N/A' it means that the enrollment figure is missing.

2006-07 School Reporting Form for UMIRS Data

California Department of Education

Consolidated Application

Purpose: To collect student expulsion, suspension, and truancy information to satisfy NCLB requirements related to "persistently dangerous" schools and the uniform management information reporting system (UMIRS).		Agency: Tracy Joint Unified	
		CD code: 3 9 7 5 4 9 9	
		School: North Elementary	
CDE Contact: Stephanie Papas - (916) 445-8441 - SPapas@cde.ca.gov		School Code: 6 0 4 2 8 6 5	
October 2006 CBEDS Enrollment: 803	Number of students with an unexcused absence of more than 30 minutes on 3 or more days: 412	Truancy Rate (Number at left divided by enrollment): 51.3%*	
Ed Codes	Ed Code Text	Number of Expulsions	Number of Suspensions
48915(a)(2)	Possession of any knife or other dangerous object of no reasonable use to the pupil	1	0

NOTE TO LEA: Please do not photocopy hard copies of this form in order to collect data from individual school sites. Background, guidance, and a data input form (to collect data from school sites) are available at: http://www.cde.ca.gov/ls/ss/se/umirs.as	Overall Total:	161	0
	Violence/Drug Total:	61	0
	Violence/Drug Rate (Violence/Drug Total ÷ Enrollment):	7.6% *	0.0% *
	Total of Persistently Dangerous Expulsions Only:	0	N/A
	Number of Non-Student Firearm Incidents:	0	
Was school at risk of being designated "persistently dangerous" for 2004-05? No	Was school at risk of being designated "persistently dangerous" for 2005-06? No	Is school at risk of being designated "persistently dangerous" for 2006-07? No	

* If this reads 'N/A' it means that the enrollment figure is missing.

2006-07 School Reporting Form for UMIRS Data

California Department of Education

Consolidated Application

Purpose: To collect student expulsion, suspension, and truancy information to satisfy NCLB requirements related to "persistently dangerous" schools and the uniform management information reporting system (UMIRS).	Agency: Tracy Joint Unified							
	CD code:	3	9	7	5	4	9	9
	School: South/West Park Elementary							
CDE Contact: Stephanie Papas - (916) 445-8441 - SPapas@cde.ca.gov		School Code:						
		6	0	4	2	8	8	1

October 2006 CBEDS Enrollment:	984	Number of students with an unexcused absence of more than 30 minutes on 3 or more days:	308	Truancy Rate (Number at left divided by enrollment):	31.3%*
--------------------------------	-----	---	-----	---	--------

Ed Codes	Ed Code Text	Number of Expulsions	Number of Suspensions
48900(a)(1)	Related to physical injury to another person	41	0
48900(a)(2)	Related to use of force or violence	1	0
48900(b)	Related to firearms, knives, explosive devices, etc.	4	0
48900(f)	Caused or attempted to cause damage to school property or private property	2	0
48900(g)	Stole or attempted to steal school property or private property	4	0
48900(i)	Committed an obscene act or engaged in habitual profanity or vulgarity	3	0
48900(k)	Related to disruption of school activities or willfull defiance	26	0
48915(a)(2)	Possession of any knife or other dangerous object of no reasonable use to the pupil	1	0

NOTE TO LEA: Please do not photocopy hard copies of this form in order to collect data from individual school sites. Background, guidance, and a data input form (to collect data from school sites) are available at: http://www.cde.ca.gov/ls/ss/se/umirs.as	Overall Total:		82	0	
	Violence/Drug Total:		47	0	
	Violence/Drug Rate (Violence/Drug Total ÷ Enrollment):		4.8% *	0.0% *	
	Total of Persistently Dangerous Expulsions Only:		0	N/A	
	Number of Non-Student Firearm Incidents:		0		
Was school at risk of being designated "persistently dangerous" for 2004-05?	No	Was school at risk of being designated "persistently dangerous" for 2005-06?	No	Is school at risk of being designated "persistently dangerous" for 2006-07?	No

* If this reads 'N/A' it means that the enrollment figure is missing.

2006-07 School Reporting Form for UMIRS Data

California Department of Education

Consolidated Application

Purpose: To collect student expulsion, suspension, and truancy information to satisfy NCLB requirements related to "persistently dangerous" schools and the uniform management information reporting system (UMIRS).		Agency: Tracy Joint Unified CD code: 3 9 7 5 4 9 9 School: Delta Island Elementary School Code: 6 0 8 5 0 0 5	
CDE Contact: Stephanie Papas - (916) 445-8441 - SPapas@cde.ca.gov			
October 2006 CBEDS Enrollment: 155	Number of students with an unexcused absence of more than 30 minutes on 3 or more days: 21	Truancy Rate (Number at left divided by enrollement): 13.5% *	
Ed Codes	Ed Code Text	Number of Expulsions	Number of Suspensions
48900(a)(1)	Related to physical injury to another person	26	0
48900(a)(2)	Related to use of force or violence	7	0
48900(b)	Related to firearms, knives, explosive devices, etc.	1	0
48900(i)	Committed an obscene act or engaged in habitual profanity or vulgarity	2	0
48900(k)	Related to disruption of school activities or willfull defiance	3	0

NOTE TO LEA: Please do not photocopy hard copies of this form in order to collect data from individual school sites. Background, guidance, and a data input form (to collect data from school sites) are available at: http://www.cde.ca.gov/ls/ss/se/umirs.as	Overall Total:	39	0
	Violence/Drug Total:	34	0
	Violence/Drug Rate (Violence/Drug Total ÷ Enrollment):	21.9% *	0.0% *
	Total of Persistently Dangerous Expulsions Only:	0	N/A
	Number of Non-Student Firearm Incidents:	0	
Was school at risk of being designated "persistently dangerous" for 2004-05? No	Was school at risk of being designated "persistently dangerous" for 2005-06? No	Is school at risk of being designated "persistently dangerous" for 2006-07? No	

* If this reads 'N/A' it means that the enrollment figure is missing.

2006-07 School Reporting Form for UMIRS Data

California Department of Education

Consolidated Application

Purpose: To collect student expulsion, suspension, and truancy information to satisfy NCLB requirements related to "persistently dangerous" schools and the uniform management information reporting system (UMIRS).		Agency: Tracy Joint Unified CD code: 3 9 7 5 4 9 9 School: Louis J. Villalovoz Elementary School Code: 6 1 0 6 4 8 8	
CDE Contact: Stephanie Papas - (916) 445-8441 - SPapas@cde.ca.gov			
October 2006 CBEDS Enrollment: 601	Number of students with an unexcused absence of more than 30 minutes on 3 or more days: 11	Truancy Rate (Number at left divided by enrollement): 1.8% *	
Ed Codes	Ed Code Text	Number of Expulsions	Number of Suspensions
48900(a)(1)	Related to physical injury to another person	15	0
48900(a)(2)	Related to use of force or violence	9	0
48900(b)	Related to firearms, knives, explosive devices, etc.	3	0
48900(i)	Committed an obscene act or engaged in habitual profanity or vulgarity	4	0
48900(k)	Related to disruption of school activities or willfull defiance	19	0
48915(a)(2)	Possession of any knife or other dangerous object of no reasonable use to the pupil	1	0

NOTE TO LEA: Please do not photocopy hard copies of this form in order to collect data from individual school sites. Background, guidance, and a data input form (to collect data from school sites) are available at: http://www.cde.ca.gov/lr/ss/se/umirs.as	Overall Total:	51	0
	Violence/Drug Total:	28	0
	Violence/Drug Rate (Violence/Drug Total ÷ Enrollment):	4.7% *	0.0% *
	Total of Persistently Dangerous Expulsions Only:	0	N/A
	Number of Non-Student Firearm Incidents:	0	
Was school at risk of being designated "persistently dangerous" for 2004-05? No	Was school at risk of being designated "persistently dangerous" for 2005-06? No	Is school at risk of being designated "persistently dangerous" for 2006-07? No	

* If this reads 'N/A' it means that the enrollment figure is missing.

2006-07 School Reporting Form for UMIRS Data

California Department of Education

Consolidated Application

Purpose: To collect student expulsion, suspension, and truancy information to satisfy NCLB requirements related to "persistently dangerous" schools and the uniform management information reporting system (UMIRS).		Agency: Tracy Joint Unified CD code: 3 9 7 5 4 9 9 School: Melville S. Jacobson Elementary School Code: 6 1 0 7 9 7 3	
CDE Contact: Stephanie Papas - (916) 445-8441 - SPapas@cde.ca.gov			
October 2006 CBEDS Enrollment: 707	Number of students with an unexcused absence of more than 30 minutes on 3 or more days: 70	Truancy Rate (Number at left divided by enrollement): 9.9% *	
Ed Codes	Ed Code Text	Number of Expulsions	Number of Suspensions
48900(a)(1)	Related to physical injury to another person	18	0
48900(a)(2)	Related to use of force or violence	13	0
48900(b)	Related to firearms, knives, explosive devices, etc.	6	0
48900(g)	Stole or attempted to steal school property or private property	1	0
48900(i)	Committed an obscene act or engaged in habitual profanity or vulgarity	1	0
48900(k)	Related to disruption of school activities or willfull defiance	12	0
48900(o)	Related to intimidation of a witness	1	0
48915(a)(2)	Possession of any knife or other dangerous object of no reasonable use to the pupil	2	0

NOTE TO LEA: Please do not photocopy hard copies of this form in order to collect data from individual school sites. Background, guidance, and a data input form (to collect data from school sites) are available at: http://www.cde.ca.gov/ls/ss/se/umirs.as	Overall Total:	54	0
	Violence/Drug Total:	40	0
	Violence/Drug Rate (Violence/Drug Total ÷ Enrollment):	5.7% *	0.0% *
	Total of Persistently Dangerous Expulsions Only:	0	N/A
	Number of Non-Student Firearm Incidents:	0	
Was school at risk of being designated "persistently dangerous" for 2004-05? No	Was school at risk of being designated "persistently dangerous" for 2005-06? No	Is school at risk of being designated "persistently dangerous" for 2006-07? No	

* If this reads 'N/A' it means that the enrollment figure is missing.

2006-07 School Reporting Form for UMIRS Data

California Department of Education

Consolidated Application

Purpose: To collect student expulsion, suspension, and truancy information to satisfy NCLB requirements related to "persistently dangerous" schools and the uniform management information reporting system (UMIRS).	Agency: Tracy Joint Unified								
	CD code:	3	9	7	5	4	9	9	
	School: Gladys Poet-Christian Elementary								
CDE Contact: Stephanie Papas - (916) 445-8441 - SPapas@cde.ca.gov		School Code:	6	1	0	8	9	9	7

October 2006 CBEDS Enrollment: 673	Number of students with an unexcused absence of more than 30 minutes on 3 or more days: 5	Truancy Rate (Number at left divided by enrollment): 0.7% *
------------------------------------	---	---

Ed Codes	Ed Code Text	Number of Expulsions	Number of Suspensions
48900(a)(1)	Related to physical injury to another person	27	0
48900(a)(2)	Related to use of force or violence	3	0
48900(b)	Related to firearms, knives, explosive devices, etc.	5	0
48900(f)	Caused or attempted to cause damage to school property or private property	3	0
48900(i)	Committed an obscene act or engaged in habitual profanity or vulgarity	13	0
48900(k)	Related to disruption of school activities or willfull defiance	57	0
48915(a)(2)	Possession of any knife or other dangerous object of no reasonable use to the pupil	4	0
48915(a)(4)	PDS-Robbery or extortion	1	0

NOTE TO LEA: Please do not photocopy hard copies of this form in order to collect data from individual school sites. Background, guidance, and a data input form (to collect data from school sites) are available at: http://www.cde.ca.gov/ls/ss/se/umirs.as	Overall Total:		113	0
	Violence/Drug Total:		40	0
	Violence/Drug Rate (Violence/Drug Total ÷ Enrollment):		5.9% *	0.0% *
	Total of Persistently Dangerous Expulsions Only:		1	N/A
	Number of Non-Student Firearm Incidents:		0	
Was school at risk of being designated "persistently dangerous" for 2004-05? No	Was school at risk of being designated "persistently dangerous" for 2005-06? No	Is school at risk of being designated "persistently dangerous" for 2006-07? No		

* If this reads 'N/A' it means that the enrollment figure is missing.

2006-07 School Reporting Form for UMIRS Data

California Department of Education

Consolidated Application

Purpose: To collect student expulsion, suspension, and truancy information to satisfy NCLB requirements related to "persistently dangerous" schools and the uniform management information reporting system (UMIRS).		Agency: Tracy Joint Unified CD code: 3 9 7 5 4 9 9 School: Earle E. Williams Middle School Code: 6 1 0 9 0 0 3	
CDE Contact: Stephanie Papas - (916) 445-8441 - SPapas@cde.ca.gov			
October 2006 CBEDS Enrollment: 1348	Number of students with an unexcused absence of more than 30 minutes on 3 or more days: 360	Truancy Rate (Number at left divided by enrollement): 26.7%*	
Ed Codes	Ed Code Text	Number of Expulsions	Number of Suspensions
48900(a)(1)	Related to physical injury to another person	161	0
48900(a)(2)	Related to use of force or violence	22	0
48900(b)	Related to firearms, knives, explosive devices, etc.	20	0
48900(c)	Related to possession or sale of controlled substances, alcohol, or intoxicants.	6	0
48900(f)	Caused or attempted to cause damage to school property or private property	10	0
48900(g)	Stole or attempted to steal school property or private property	11	0
48900(h)	Related to possession or use of tobacco products	2	0
48900(i)	Committed an obscene act or engaged in habitual profanity or vulgarity	34	0

NOTE TO LEA: Please do not photocopy hard copies of this form in order to collect data from individual school sites. Background, guidance, and a data input form (to collect data from school sites) are available at: http://www.cde.ca.gov/lr/ss/se/umirs.as	Overall Total:	1104	0
	Violence/Drug Total:	220	0
	Violence/Drug Rate (Violence/Drug Total ÷ Enrollment):	16.3% *	0.0% *
	Total of Persistently Dangerous Expulsions Only:	2	N/A
	Number of Non-Student Firearm Incidents:	0	
Was school at risk of being designated "persistently dangerous" for 2004-05? No	Was school at risk of being designated "persistently dangerous" for 2005-06? No	Is school at risk of being designated "persistently dangerous" for 2006-07? No	

* If this reads 'N/A' it means that the enrollment figure is missing.

2006-07 School Reporting Form for UMIRS Data

California Department of Education

Consolidated Application

Purpose: To collect student expulsion, suspension, and truancy information to satisfy NCLB requirements related to "persistently dangerous" schools and the uniform management information reporting system (UMIRS).		Agency: Tracy Joint Unified	
		CD code:	3 9 7 5 4 9 9
		School: Earle E. Williams Middle	
		School Code:	6 1 0 9 0 0 3
CDE Contact: Stephanie Papas - (916) 445-8441 - SPapas@cde.ca.gov			
October 2006 CBEDS Enrollment:	1348	Number of students with an unexcused absence of more than 30 minutes on 3 or more days:	360
		Truancy Rate (Number at left divided by enrollment):	26.7% *
Ed Codes	Ed Code Text	Number of Expulsions	Number of Suspensions
48900(j)	Related to possession or sale of drug paraphernalia	2	0
48900(k)	Related to disruption of school activities or willfull defiance	828	0
48900(l)	Knowingly received stolen school property or private property	1	0
48900(o)	Related to intimidation of a witness	1	0
48900(q)	Engaged in, or attempted to engage in, hazing as defined in Section 32050 of the	2	0
48900.2	Related to sexual harassment	1	0
48915(a)(2)	Possession of any knife or other dangerous object of no reasonable use to the pupil	1	0
48915(a)(4)	PDS-Robbery or extortion	1	0

NOTE TO LEA: Please do not photocopy hard copies of this form in order to collect data from individual school sites. Background, guidance, and a data input form (to collect data from school sites) are available at: http://www.cde.ca.gov/ls/ss/se/umirs.as	Overall Total:	1104	0
	Violence/Drug Total:	220	0
	Violence/Drug Rate (Violence/Drug Total ÷ Enrollment):	16.3% *	0.0% *
	Total of Persistently Dangerous Expulsions Only:	2	N/A
	Number of Non-Student Firearm Incidents:	0	
Was school at risk of being designated "persistently dangerous" for 2004-05?	No	Was school at risk of being designated "persistently dangerous" for 2005-06?	No
		Is school at risk of being designated "persistently dangerous" for 2006-07?	No

* If this reads 'N/A' it means that the enrollment figure is missing.

2006-07 School Reporting Form for UMIRS Data

California Department of Education

Consolidated Application

Purpose: To collect student expulsion, suspension, and truancy information to satisfy NCLB requirements related to "persistently dangerous" schools and the uniform management information reporting system (UMIRS).		Agency: Tracy Joint Unified					
		CD code: 3 9 7 5 4 9 9					
		School: Earle E. Williams Middle					
		School Code: 6 1 0 9 0 0 3					
CDE Contact: Stephanie Papas - (916) 445-8441 - SPapas@cde.ca.gov							
October 2006 CBEDS Enrollment: 1348	Number of students with an unexcused absence of more than 30 minutes on 3 or more days: 360	Truancy Rate (Number at left divided by enrollment): 26.7%*					
Ed Codes	Ed Code Text	Number of Expulsions		Number of Suspensions			
48915(a)(5)	PDS-Assault or battery, as defined in Sections 240 and 242 of the Penal Code, upon	1		0			

NOTE TO LEA: Please do not photocopy hard copies of this form in order to collect data from individual school sites. Background, guidance, and a data input form (to collect data from school sites) are available at: http://www.cde.ca.gov/ls/ss/se/umirs.as	Overall Total:		1104	0
	Violence/Drug Total:		220	0
	Violence/Drug Rate (Violence/Drug Total ÷ Enrollment):		16.3% *	0.0% *
	Total of Persistently Dangerous Expulsions Only:		2	N/A
	Number of Non-Student Firearm Incidents:		0	
Was school at risk of being designated "persistently dangerous" for 2004-05? No	Was school at risk of being designated "persistently dangerous" for 2005-06? No	Is school at risk of being designated "persistently dangerous" for 2006-07? No		

* If this reads 'N/A' it means that the enrollment figure is missing.

2006-07 School Reporting Form for UMIRS Data

California Department of Education

Consolidated Application

Purpose: To collect student expulsion, suspension, and truancy information to satisfy NCLB requirements related to "persistently dangerous" schools and the uniform management information reporting system (UMIRS).		Agency: Tracy Joint Unified	
		CD code: 3 9 7 5 4 9 9	
		School: Louis A. Bohn Elementary	
School Code: 6 1 1 0 5 3 0			
CDE Contact: Stephanie Papas - (916) 445-8441 - SPapas@cde.ca.gov			
October 2006 CBEDS Enrollment: 532	Number of students with an unexcused absence of more than 30 minutes on 3 or more days: 77	Truancy Rate (Number at left divided by enrollement): 14.5%*	
Ed Codes	Ed Code Text	Number of Expulsions	Number of Suspensions
48900(a)(1)	Related to physical injury to another person	14	0
48900(a)(2)	Related to use of force or violence	1	0
48900(b)	Related to firearms, knives, explosive devices, etc.	1	0
48900(g)	Stole or attempted to steal school property or private property	1	0
48900(i)	Committed an obscene act or engaged in habitual profanity or vulgarity	1	0
48900(k)	Related to disruption of school activities or willfull defiance	3	0

NOTE TO LEA: Please do not photocopy hard copies of this form in order to collect data from individual school sites. Background, guidance, and a data input form (to collect data from school sites) are available at: http://www.cde.ca.gov/ls/ss/se/umirs.as	Overall Total:	21	0
	Violence/Drug Total:	16	0
	Violence/Drug Rate (Violence/Drug Total ÷ Enrollment):	3.0% *	0.0% *
	Total of Persistently Dangerous Expulsions Only:	0	N/A
	Number of Non-Student Firearm Incidents:	0	
Was school at risk of being designated "persistently dangerous" for 2004-05? No	Was school at risk of being designated "persistently dangerous" for 2005-06? No	Is school at risk of being designated "persistently dangerous" for 2006-07? No	

* If this reads 'N/A' it means that the enrollment figure is missing.

2006-07 School Reporting Form for UMIRS Data

California Department of Education

Consolidated Application

Purpose: To collect student expulsion, suspension, and truancy information to satisfy NCLB requirements related to "persistently dangerous" schools and the uniform management information reporting system (UMIRS).		Agency: Tracy Joint Unified					
		CD code: 3 9 7 5 4 9 9					
		School: Wanda Hirsch Elementary					
CDE Contact: Stephanie Papas - (916) 445-8441 - SPapas@cde.ca.gov		School Code: 6 1 1 4 4 9 0					
October 2006 CBEDS Enrollment: 746	Number of students with an unexcused absence of more than 30 minutes on 3 or more days: 37	Truancy Rate (Number at left divided by enrollment): 5.0% *					
Ed Codes	Ed Code Text	Number of Expulsions		Number of Suspensions			

NOTE TO LEA: Please do not photocopy hard copies of this form in order to collect data from individual school sites. Background, guidance, and a data input form (to collect data from school sites) are available at: http://www.cde.ca.gov/ls/ss/se/umirs.as	Overall Total:	0	0
	Violence/Drug Total:	0	0
	Violence/Drug Rate (Violence/Drug Total ÷ Enrollment):	0.0% *	0.0% *
	Total of Persistently Dangerous Expulsions Only:	0	N/A
	Number of Non-Student Firearm Incidents:	0	
Was school at risk of being designated "persistently dangerous" for 2004-05? No	Was school at risk of being designated "persistently dangerous" for 2005-06? No	Is school at risk of being designated "persistently dangerous" for 2006-07? No	

* If this reads 'N/A' it means that the enrollment figure is missing.

2006-07 School Reporting Form for UMIRS Data

California Department of Education

Consolidated Application

Purpose: To collect student expulsion, suspension, and truancy information to satisfy NCLB requirements related to "persistently dangerous" schools and the uniform management information reporting system (UMIRS).		Agency: Tracy Joint Unified	
		CD code: 3 9 7 5 4 9 9	
		School: Art Freiler	
CDE Contact: Stephanie Papas - (916) 445-8441 - SPapas@cde.ca.gov		School Code: 6 1 1 8 6 9 9	
October 2006 CBEDS Enrollment: 1106	Number of students with an unexcused absence of more than 30 minutes on 3 or more days: 155	Truancy Rate (Number at left divided by enrollment): 14.0%*	
Ed Codes	Ed Code Text	Number of Expulsions	Number of Suspensions
48900(a)(1)	Related to physical injury to another person	78	0
48900(b)	Related to firearms, knives, explosive devices, etc.	1	0
48900(f)	Caused or attempted to cause damage to school property or private property	8	0
48900(g)	Stole or attempted to steal school property or private property	5	0
48900(i)	Committed an obscene act or engaged in habitual profanity or vulgarity	11	0
48900(k)	Related to disruption of school activities or willfull defiance	138	0
48900.2	Related to sexual harassment	5	0
48915(a)(2)	Possession of any knife or other dangerous object of no reasonable use to the pupil	2	0

NOTE TO LEA: Please do not photocopy hard copies of this form in order to collect data from individual school sites. Background, guidance, and a data input form (to collect data from school sites) are available at: http://www.cde.ca.gov/ls/ss/se/umirs.as	Overall Total:	248	0
	Violence/Drug Total:	86	0
	Violence/Drug Rate (Violence/Drug Total ÷ Enrollment):	7.8% *	0.0% *
	Total of Persistently Dangerous Expulsions Only:	0	N/A
	Number of Non-Student Firearm Incidents:	0	
Was school at risk of being designated "persistently dangerous" for 2004-05? No	Was school at risk of being designated "persistently dangerous" for 2005-06? No	Is school at risk of being designated "persistently dangerous" for 2006-07? No	

* If this reads 'N/A' it means that the enrollment figure is missing.

2006-07 LEA Reporting Form for California School Age Families Education - 1

California Department of Education

Consolidated Application

Purpose: To continue providing academic and support services to expectant and parenting teens and child care and development services to their children during 2007-08, LEAs are to report 2006-07 aggregate data for all sites.

Agency:

Tracy Joint Unified

CD code:

3 | 9 | 7 | 5 | 4 | 9 | 9

CDE Contact: Juanita Weber - (916) 319-0545 - JWeber@cde.ca.gov

☐ This page is not applicable because the LEA did not participate in Cal-SAFE in 2006-07.

A. Student Support Component

1. Number of School Sites: 2. Program Participants By: Male Female

3. Enrollment by Grade Level:

Below 7	7	8	9	10	11	12	Adult Ed Class	Total
0	1	0	8	14	39	34	1	97

4. Type of Support Service: Enter number of students receiving each type of support.

Parenting and Life Skills Education	Meal Supplements	Transportation	Prevention Services	Health, Nutrition, Prenatal Education	Attendance, Case Management, Counseling	Career Counseling, Job Training	Academic Support, Mentoring
71	71	36	71	78	97	71	97

5. Instructional Setting or Strategy: Enter number of students enrolled in each type of instruction at any time during the school year.

Mainstreamed	Self-Contained Classroom	Independent Study	Home and Hospital
93	0	12	0

6. Academic Outcomes:

Passed CAHSEE	Diploma	CHSPE	GED	Adult School Diploma	Certificate of Completion
18	26	0	0	0	0

* Note that this Reporting Form continues on the next page.

Part I, page 17

Date: 06/11/2007

2006-07 LEA Reporting Form for California School Age Families Education - 2

California Department of Education

Consolidated Application

Purpose: To continue providing academic and support services to expectant and parenting teens and child care and development services to their children during 2007-08. LEAs are to report 2006-07 aggregate data for all sites.

Agency:

Tracy Joint Unified

CD code:

3 | 9 | 7 | 5 | 4 | 9 | 9

CDE Contact: Juanite Weber - (916) 319-0545 - JWeber@cde.ca.gov

☐ This page is not applicable because the LEA did not participate in Cal-SAFE in 2006-07.

B. School Student Support Services

1. Special Education 2. English Learner 3. ROP/C 4. Title I
5. Free and Reduced-Price Lunch 6. Homeless 7. Foster Youth 8. Other

C. Children of Cal-SAFE students

1. Number of children in Cal-SAFE student families 2. Number of children born to Cal-SAFE students in 2006-07
3. Number of low birth weight babies 4. Number of repeat births

D. Child Care and Development Component

1. Number of children enrolled by age	Infants up to 18 months	Toddlers 18 months up to 3 years	3 years up to 5 years
	23	6	0

2. Child Care Setting On or near Site Child Care Center ☒ Child Care Network ☐

3. Child care is provided with non-Cal-SAFE funding ☐

2006-07 School Reporting Form for Teacher and Paraprofessional Requirements

California Department of Education

Consolidated Application

Purpose: To collect school-level data, as required by the NCLB, about teachers funded by Title II in Class Size Reduction and new teachers in Title I programs and NCLB compliant instructional paraprofessionals in Title I programs.

Agency: Tracy Joint Unified

CD code: 3 | 9 | 7 | 5 | 4 | 9 | 9

School: George Kelly Elementary

School code: 0 | 1 | 0 | 8 | 3 | 5 | 7

CDE Contact: Kimberly Eaton - (916) 324-5689 - KEaton@cde.ca.gov

A. Teachers Paid with Title II Funds for Class Size Reduction in 2006-07

1. Number of teachers in 2006-07 paid with Title II funds for Class Size Reduction 0

2. Number of these teachers who meet the NCLB teacher requirements 0

☒ The school did NOT receive Title I, Part A for 2006-07.

If this box is checked, this page is now complete. If not checked, complete sections B and C.

B. New Teachers Hired Into Title I Funded Programs Since June 30, 2002

1. Number of new teachers in the school hired since June 30, 2002 0

2. Number of these teachers who meet the NCLB teacher requirements 0

C. NCLB Compliant Paraprofessionals in 2006-07

☐ The school is NOT using Title I, Part A funds to employ paraprofessionals to assist in instruction in 2006-07.

☐ The school uses Title I, Part A funds to employ paraprofessionals to assist in instruction in Title I Targeted Assistance Programs or uses paraprofessionals to assist in instruction in Schoolwide Title I Schools. Complete the following two items.

1. Number of paraprofessionals who assisted in instruction in Title I funded programs 0

2. Number of these paraprofessionals who meet the NCLB requirements 0

3. Percentage of these paraprofessionals who meet the NCLB requirements 0.0%

4. Target percentage for June 30, 2007 100%

2006-07 School Reporting Form for Teacher and Paraprofessional Requirements

California Department of Education

Consolidated Application

Purpose: To collect school-level data, as required by the NCLB, about teachers funded by Title II in Class Size Reduction and new teachers in Title I programs and NCLB compliant instructional paraprofessionals in Title I programs.

Agency: Tracy Joint Unified

CD code: 3 | 9 | 7 | 5 | 4 | 9 | 9

School: George & Evelyn Stein Continuation

School code: 0 | 1 | 1 | 4 | 1 | 4 | 0

CDE Contact: Kimberly Eaton - (916) 324-5689 - KEaton@cde.ca.gov

A. Teachers Paid with Title II Funds for Class Size Reduction in 2006-07

1. Number of teachers in 2006-07 paid with Title II funds for Class Size Reduction 0

2. Number of these teachers who meet the NCLB teacher requirements 0

☒ The school did NOT receive Title I, Part A for 2006-07.

If this box is checked, this page is now complete. If not checked, complete sections B and C.

B. New Teachers Hired Into Title I Funded Programs Since June 30, 2002

1. Number of new teachers in the school hired since June 30, 2002 0

2. Number of these teachers who meet the NCLB teacher requirements 0

C. NCLB Compliant Paraprofessionals in 2006-07

☐ The school is NOT using Title I, Part A funds to employ paraprofessionals to assist in instruction in 2006-07.

☐ The school uses Title I, Part A funds to employ paraprofessionals to assist in instruction in Title I Targeted Assistance Programs or uses paraprofessionals to assist in instruction in Schoolwide Title I Schools. Complete the following two items.

1. Number of paraprofessionals who assisted in instruction in Title I funded programs 0

2. Number of these paraprofessionals who meet the NCLB requirements 0

3. Percentage of these paraprofessionals who meet the NCLB requirements 0.0%

4. Target percentage for June 30, 2007 100%

2006-07 School Reporting Form for Teacher and Paraprofessional Requirements

California Department of Education

Consolidated Application

Purpose: To collect school-level data, as required by the NCLB, about teachers funded by Title II in Class Size Reduction and new teachers in Title I programs and NCLB compliant instructional paraprofessionals in Title I programs.	Agency: Tracy Joint Unified							
	CD code:	3	9	7	5	4	9	9
	School: Success High							
	School code:	3	9	3	0	2	8	6
CDE Contact: Kimberly Eaton - (916) 324-5689 - KEaton@cde.ca.gov								

A. Teachers Paid with Title II Funds for Class Size Reduction in 2006-07

1. Number of teachers in 2006-07 paid with Title II funds for Class Size Reduction	0
2. Number of these teachers who meet the NCLB teacher requirements	0
<input checked="" type="checkbox"/> The school did NOT receive Title I, Part A for 2006-07. If this box is checked, this page is now complete. If not checked, complete sections B and C.	

B. New Teachers Hired Into Title I Funded Programs Since June 30, 2002

1. Number of new teachers in the school hired since June 30, 2002	0
2. Number of these teachers who meet the NCLB teacher requirements	0

C. NCLB Compliant Paraprofessionals in 2006-07

<input type="checkbox"/> The school is NOT using Title I, Part A funds to employ paraprofessionals to assist in instruction in 2006-07.	
<input type="checkbox"/> The school uses Title I, Part A funds to employ paraprofessionals to assist in instruction in Title I Targeted Assistance Programs or uses paraprofessionals to assist in instruction in Schoolwide Title I Schools. Complete the following two items.	
1. Number of paraprofessionals who assisted in instruction in Title I funded programs	0
2. Number of these paraprofessionals who meet the NCLB requirements	0
3. Percentage of these paraprofessionals who meet the NCLB requirements	0.0%
4. Target percentage for June 30, 2007	100%

2006-07 School Reporting Form for Teacher and Paraprofessional Requirements

California Department of Education

Consolidated Application

Purpose: To collect school-level data, as required by the NCLB, about teachers funded by Title II in Class Size Reduction and new teachers in Title I programs and NCLB compliant instructional paraprofessionals in Title I programs.	Agency: Tracy Joint Unified							
	CD code:	3	9	7	5	4	9	9
	School: Excel High							
	School code:	3	9	3	0	2	9	4
CDE Contact: Kimberly Eaton - (916) 324-5689 - KEaton@cde.ca.gov								

A. Teachers Paid with Title II Funds for Class Size Reduction in 2006-07

1. Number of teachers in 2006-07 paid with Title II funds for Class Size Reduction	0
2. Number of these teachers who meet the NCLB teacher requirements	0
<input checked="" type="checkbox"/> The school did NOT receive Title I, Part A for 2006-07. If this box is checked, this page is now complete. If not checked, complete sections B and C.	

B. New Teachers Hired Into Title I Funded Programs Since June 30, 2002

1. Number of new teachers in the school hired since June 30, 2002	0
2. Number of these teachers who meet the NCLB teacher requirements	0

C. NCLB Compliant Paraprofessionals in 2006-07

<input type="checkbox"/> The school is NOT using Title I, Part A funds to employ paraprofessionals to assist in instruction in 2006-07.	
<input type="checkbox"/> The school uses Title I, Part A funds to employ paraprofessionals to assist in instruction in Title I Targeted Assistance Programs or uses paraprofessionals to assist in instruction in Schoolwide Title I Schools. Complete the following two items.	
1. Number of paraprofessionals who assisted in instruction in Title I funded programs	0
2. Number of these paraprofessionals who meet the NCLB requirements	0
3. Percentage of these paraprofessionals who meet the NCLB requirements	0.0%
4. Target percentage for June 30, 2007	100%

2006-07 School Reporting Form for Teacher and Paraprofessional Requirements

California Department of Education

Consolidated Application

Purpose: To collect school-level data, as required by the NCLB, about teachers funded by Title II in Class Size Reduction and new teachers in Title I programs and NCLB compliant instructional paraprofessionals in Title I programs.	Agency: Tracy Joint Unified							
	CD code:	3	9	7	5	4	9	9
	School: Merrill F. West High							
	School code:	3	9	3	0	3	0	2
CDE Contact: Kimberly Eaton - (916) 324-5689 - KEaton@cde.ca.gov								

A. Teachers Paid with Title II Funds for Class Size Reduction in 2006-07

1. Number of teachers in 2006-07 paid with Title II funds for Class Size Reduction	0
2. Number of these teachers who meet the NCLB teacher requirements	0
<input checked="" type="checkbox"/> The school did NOT receive Title I, Part A for 2006-07. If this box is checked, this page is now complete. If not checked, complete sections B and C.	

B. New Teachers Hired Into Title I Funded Programs Since June 30, 2002

1. Number of new teachers in the school hired since June 30, 2002	0
2. Number of these teachers who meet the NCLB teacher requirements	0

C. NCLB Compliant Paraprofessionals in 2006-07

<input type="checkbox"/> The school is NOT using Title I, Part A funds to employ paraprofessionals to assist in instruction in 2006-07.	
<input type="checkbox"/> The school uses Title I, Part A funds to employ paraprofessionals to assist in instruction in Title I Targeted Assistance Programs or uses paraprofessionals to assist in instruction in Schoolwide Title I Schools. Complete the following two items.	
1. Number of paraprofessionals who assisted in instruction in Title I funded programs	0
2. Number of these paraprofessionals who meet the NCLB requirements	0
3. Percentage of these paraprofessionals who meet the NCLB requirements	0.0%
4. Target percentage for June 30, 2007	100%

2006-07 School Reporting Form for Teacher and Paraprofessional Requirements

California Department of Education

Consolidated Application

Purpose: To collect school-level data, as required by the NCLB, about teachers funded by Title II in Class Size Reduction and new teachers in Title I programs and NCLB compliant instructional paraprofessionals in Title I programs.

Agency: Tracy Joint Unified

CD code: 3 | 9 | 7 | 5 | 4 | 9 | 9

School: Willow Community Day

School code: 3 | 9 | 3 | 0 | 3 | 9 | 3

CDE Contact: Kimberly Eaton - (916) 324-5689 - KEaton@cde.ca.gov

A. Teachers Paid with Title II Funds for Class Size Reduction in 2006-07

1. Number of teachers in 2006-07 paid with Title II funds for Class Size Reduction 0

2. Number of these teachers who meet the NCLB teacher requirements 0

☐ The school did NOT receive Title I, Part A for 2006-07.

If this box is checked, this page is now complete. If not checked, complete sections B and C.

B. New Teachers Hired Into Title I Funded Programs Since June 30, 2002

1. Number of new teachers in the school hired since June 30, 2002 0

2. Number of these teachers who meet the NCLB teacher requirements 0

C. NCLB Compliant Paraprofessionals in 2006-07

☒ The school is NOT using Title I, Part A funds to employ paraprofessionals to assist in instruction in 2006-07.

☐ The school uses Title I, Part A funds to employ paraprofessionals to assist in instruction in Title I Targeted Assistance Programs or uses paraprofessionals to assist in instruction in Schoolwide Title I Schools. Complete the following two items.

1. Number of paraprofessionals who assisted in instruction in Title I funded programs 0

2. Number of these paraprofessionals who meet the NCLB requirements 0

3. Percentage of these paraprofessionals who meet the NCLB requirements 0.0%

4. Target percentage for June 30, 2007 100%

2006-07 School Reporting Form for Teacher and Paraprofessional Requirements

California Department of Education

Consolidated Application

Purpose: To collect school-level data, as required by the NCLB, about teachers funded by Title II in Class Size Reduction and new teachers in Title I programs and NCLB compliant instructional paraprofessionals in Title I programs.

Agency: Tracy Joint Unified

CD code: 3 | 9 | 7 | 5 | 4 | 9 | 9

School: Duncan-Russell Continuation

School code: 3 | 9 | 3 | 7 | 9 | 7 | 6

CDE Contact: Kimberly Eaton - (916) 324-5689 - KEaton@cde.ca.gov

A. Teachers Paid with Title II Funds for Class Size Reduction in 2006-07

1. Number of teachers in 2006-07 paid with Title II funds for Class Size Reduction 0

2. Number of these teachers who meet the NCLB teacher requirements 0

☒ The school did NOT receive Title I, Part A for 2006-07.

If this box is checked, this page is now complete. If not checked, complete sections B and C.

B. New Teachers Hired Into Title I Funded Programs Since June 30, 2002

1. Number of new teachers in the school hired since June 30, 2002 0

2. Number of these teachers who meet the NCLB teacher requirements 0

C. NCLB Compliant Paraprofessionals in 2006-07

☐ The school is NOT using Title I, Part A funds to employ paraprofessionals to assist in instruction in 2006-07.

☐ The school uses Title I, Part A funds to employ paraprofessionals to assist in instruction in Title I Targeted Assistance Programs or uses paraprofessionals to assist in instruction in Schoolwide Title I Schools. Complete the following two items.

1. Number of paraprofessionals who assisted in instruction in Title I funded programs 0

2. Number of these paraprofessionals who meet the NCLB requirements 0

3. Percentage of these paraprofessionals who meet the NCLB requirements 0.0%

4. Target percentage for June 30, 2007 100%

2006-07 School Reporting Form for Teacher and Paraprofessional Requirements

California Department of Education

Consolidated Application

Purpose: To collect school-level data, as required by the NCLB, about teachers funded by Title II in Class Size Reduction and new teachers in Title I programs and NCLB compliant instructional paraprofessionals in Title I programs.	Agency: Tracy Joint Unified							
	CD code:	3	9	7	5	4	9	9
	School: Tracy High							
	School code:	3	9	3	8	0	0	8
CDE Contact: Kimberly Eaton - (916) 324-5689 - KEaton@cde.ca.gov								

A. Teachers Paid with Title II Funds for Class Size Reduction in 2006-07

1. Number of teachers in 2006-07 paid with Title II funds for Class Size Reduction	0
2. Number of these teachers who meet the NCLB teacher requirements	0
<input checked="" type="checkbox"/> The school did NOT receive Title I, Part A for 2006-07. If this box is checked, this page is now complete. If not checked, complete sections B and C.	

B. New Teachers Hired Into Title I Funded Programs Since June 30, 2002

1. Number of new teachers in the school hired since June 30, 2002	0
2. Number of these teachers who meet the NCLB teacher requirements	0

C. NCLB Compliant Paraprofessionals in 2006-07

<input type="checkbox"/> The school is NOT using Title I, Part A funds to employ paraprofessionals to assist in instruction in 2006-07.	
<input type="checkbox"/> The school uses Title I, Part A funds to employ paraprofessionals to assist in instruction in Title I Targeted Assistance Programs or uses paraprofessionals to assist in instruction in Schoolwide Title I Schools. Complete the following two items.	
1. Number of paraprofessionals who assisted in instruction in Title I funded programs	0
2. Number of these paraprofessionals who meet the NCLB requirements	0
3. Percentage of these paraprofessionals who meet the NCLB requirements	0.0%
4. Target percentage for June 30, 2007	100%

2006-07 School Reporting Form for Teacher and Paraprofessional Requirements

California Department of Education

Consolidated Application

Purpose: To collect school-level data, as required by the NCLB, about teachers funded by Title II in Class Size Reduction and new teachers in Title I programs and NCLB compliant instructional paraprofessionals in Title I programs.		Agency: Tracy Joint Unified								
		CD code:		3	9	7	5	4	9	9
		School: Central Elementary								
		School code:		6	0	4	2	8	3	2
CDE Contact: Kimberly Eaton - (916) 324-5689 - KEaton@cde.ca.gov										
A. Teachers Paid with Title II Funds for Class Size Reduction in 2006-07										
1. Number of teachers in 2006-07 paid with Title II funds for Class Size Reduction									0	
2. Number of these teachers who meet the NCLB teacher requirements									0	
<input type="checkbox"/> The school did NOT receive Title I, Part A for 2006-07. If this box is checked, this page is now complete. If not checked, complete sections B and C.										
B. New Teachers Hired Into Title I Funded Programs Since June 30, 2002										
1. Number of new teachers in the school hired since June 30, 2002									0	
2. Number of these teachers who meet the NCLB teacher requirements									0	
C. NCLB Compliant Paraprofessionals in 2006-07										
<input type="checkbox"/> The school is NOT using Title I, Part A funds to employ paraprofessionals to assist in instruction in 2006-07.										
<input checked="" type="checkbox"/> The school uses Title I, Part A funds to employ paraprofessionals to assist in instruction in Title I Targeted Assistance Programs or uses paraprofessionals to assist in instruction in Schoolwide Title I Schools. Complete the following two items.										
1. Number of paraprofessionals who assisted in instruction in Title I funded programs									3	
2. Number of these paraprofessionals who meet the NCLB requirements									3	
3. Percentage of these paraprofessionals who meet the NCLB requirements									100.0%	
4. Target percentage for June 30, 2007									100%	

2006-07 School Reporting Form for Teacher and Paraprofessional Requirements

California Department of Education

Consolidated Application

Purpose: To collect school-level data, as required by the NCLB, about teachers funded by Title II in Class Size Reduction and new teachers in Title I programs and NCLB compliant instructional paraprofessionals in Title I programs.	Agency: Tracy Joint Unified							
	CD code:	3	9	7	5	4	9	9
	School: Monte Vista Middle							
	School code:	6	0	4	2	8	4	0
CDE Contact: Kimberly Eaton - (916) 324-5689 - KEaton@cde.ca.gov								

A. Teachers Paid with Title II Funds for Class Size Reduction in 2006-07

1. Number of teachers in 2006-07 paid with Title II funds for Class Size Reduction	0
2. Number of these teachers who meet the NCLB teacher requirements	0
<input type="checkbox"/> The school did NOT receive Title I, Part A for 2006-07. If this box is checked, this page is now complete. If not checked, complete sections B and C.	

B. New Teachers Hired Into Title I Funded Programs Since June 30, 2002

1. Number of new teachers in the school hired since June 30, 2002	0
2. Number of these teachers who meet the NCLB teacher requirements	0

C. NCLB Compliant Paraprofessionals in 2006-07

<input checked="" type="checkbox"/> The school is NOT using Title I, Part A funds to employ paraprofessionals to assist in instruction in 2006-07.	
<input type="checkbox"/> The school uses Title I, Part A funds to employ paraprofessionals to assist in instruction in Title I Targeted Assistance Programs or uses paraprofessionals to assist in instruction in Schoolwide Title I Schools. Complete the following two items.	
1. Number of paraprofessionals who assisted in instruction in Title I funded programs	0
2. Number of these paraprofessionals who meet the NCLB requirements	0
3. Percentage of these paraprofessionals who meet the NCLB requirements	0.0%
4. Target percentage for June 30, 2007	100%

2006-07 School Reporting Form for Teacher and Paraprofessional Requirements

California Department of Education

Consolidated Application

Purpose: To collect school-level data, as required by the NCLB, about teachers funded by Title II in Class Size Reduction and new teachers in Title I programs and NCLB compliant instructional paraprofessionals in Title I programs.

Agency: Tracy Joint Unified

CD code: 3 9 7 5 4 9 9

School: McKinley Elementary

School code: 6 0 4 2 8 5 7

CDE Contact: Kimberly Eaton - (916) 324-5689 - KEaton@cde.ca.gov

A. Teachers Paid with Title II Funds for Class Size Reduction in 2006-07

1. Number of teachers in 2006-07 paid with Title II funds for Class Size Reduction 0

2. Number of these teachers who meet the NCLB teacher requirements 0

☐ The school did NOT receive Title I, Part A for 2006-07.

If this box is checked, this page is now complete. If not checked, complete sections B and C.

B. New Teachers Hired Into Title I Funded Programs Since June 30, 2002

1. Number of new teachers in the school hired since June 30, 2002 0

2. Number of these teachers who meet the NCLB teacher requirements 0

C. NCLB Compliant Paraprofessionals in 2006-07

☐ The school is NOT using Title I, Part A funds to employ paraprofessionals to assist in instruction in 2006-07.

☒ The school uses Title I, Part A funds to employ paraprofessionals to assist in instruction in Title I Targeted Assistance Programs or uses paraprofessionals to assist in instruction in Schoolwide Title I Schools. Complete the following two items.

1. Number of paraprofessionals who assisted in instruction in Title I funded programs 3

2. Number of these paraprofessionals who meet the NCLB requirements 3

3. Percentage of these paraprofessionals who meet the NCLB requirements 100.0%

4. Target percentage for June 30, 2007 100%

2006-07 School Reporting Form for Teacher and Paraprofessional Requirements

California Department of Education

Consolidated Application

Purpose: To collect school-level data, as required by the NCLB, about teachers funded by Title II in Class Size Reduction and new teachers in Title I programs and NCLB compliant instructional paraprofessionals in Title I programs.

Agency: Tracy Joint Unified

CD code: 3 9 7 5 4 9 9

School: North Elementary

School code: 6 0 4 2 8 6 5

CDE Contact: Kimberly Eaton - (916) 324-5689 - KEaton@cde.ca.gov

A. Teachers Paid with Title II Funds for Class Size Reduction in 2006-07

1. Number of teachers in 2006-07 paid with Title II funds for Class Size Reduction 0

2. Number of these teachers who meet the NCLB teacher requirements 0

☐ The school did NOT receive Title I, Part A for 2006-07.

If this box is checked, this page is now complete. If not checked, complete sections B and C.

B. New Teachers Hired Into Title I Funded Programs Since June 30, 2002

1. Number of new teachers in the school hired since June 30, 2002 0

2. Number of these teachers who meet the NCLB teacher requirements 0

C. NCLB Compliant Paraprofessionals in 2006-07

☐ The school is NOT using Title I, Part A funds to employ paraprofessionals to assist in instruction in 2006-07.

☒ The school uses Title I, Part A funds to employ paraprofessionals to assist in instruction in Title I Targeted Assistance Programs or uses paraprofessionals to assist in instruction in Schoolwide Title I Schools. Complete the following two items.

1. Number of paraprofessionals who assisted in instruction in Title I funded programs 3

2. Number of these paraprofessionals who meet the NCLB requirements 3

3. Percentage of these paraprofessionals who meet the NCLB requirements 100.0%

4. Target percentage for June 30, 2007 100%

2006-07 School Reporting Form for Teacher and Paraprofessional Requirements

California Department of Education

Consolidated Application

Purpose: To collect school-level data, as required by the NCLB, about teachers funded by Title II in Class Size Reduction and new teachers in Title I programs and NCLB compliant instructional paraprofessionals in Title I programs.

Agency: Tracy Joint Unified

CD code: 3 | 9 | 7 | 5 | 4 | 9 | 9

School: South/West Park Elementary

School code: 6 | 0 | 4 | 2 | 8 | 8 | 1

CDE Contact: Kimberly Eaton - (916) 324-5689 - KEaton@cde.ca.gov

A. Teachers Paid with Title II Funds for Class Size Reduction in 2006-07

1. Number of teachers in 2006-07 paid with Title II funds for Class Size Reduction 0

2. Number of these teachers who meet the NCLB teacher requirements 0

☐ The school did NOT receive Title I, Part A for 2006-07.

If this box is checked, this page is now complete. If not checked, complete sections B and C.

B. New Teachers Hired Into Title I Funded Programs Since June 30, 2002

1. Number of new teachers in the school hired since June 30, 2002 0

2. Number of these teachers who meet the NCLB teacher requirements 0

C. NCLB Compliant Paraprofessionals in 2006-07

☐ The school is NOT using Title I, Part A funds to employ paraprofessionals to assist in instruction in 2006-07.

☒ The school uses Title I, Part A funds to employ paraprofessionals to assist in instruction in Title I Targeted Assistance Programs or uses paraprofessionals to assist in instruction in Schoolwide Title I Schools. Complete the following two items.

1. Number of paraprofessionals who assisted in instruction in Title I funded programs 5

2. Number of these paraprofessionals who meet the NCLB requirements 5

3. Percentage of these paraprofessionals who meet the NCLB requirements 100.0%

4. Target percentage for June 30, 2007 100%

2006-07 School Reporting Form for Teacher and Paraprofessional Requirements

California Department of Education

Consolidated Application

Purpose: To collect school-level data, as required by the NCLB, about teachers funded by Title II in Class Size Reduction and new teachers in Title I programs and NCLB compliant instructional paraprofessionals in Title I programs.

Agency: Tracy Joint Unified

CD code: 3 9 7 5 4 9 9

School: Delta Island Elementary

School code: 6 0 8 5 0 0 5

CDE Contact: Kimberly Eaton - (916) 324-5689 - KEaton@cde.ca.gov

A. Teachers Paid with Title II Funds for Class Size Reduction in 2006-07

1. Number of teachers in 2006-07 paid with Title II funds for Class Size Reduction 0

2. Number of these teachers who meet the NCLB teacher requirements 0

☐ The school did NOT receive Title I, Part A for 2006-07.

If this box is checked, this page is now complete. If not checked, complete sections B and C.

B. New Teachers Hired Into Title I Funded Programs Since June 30, 2002

1. Number of new teachers in the school hired since June 30, 2002 0

2. Number of these teachers who meet the NCLB teacher requirements 0

C. NCLB Compliant Paraprofessionals in 2006-07

☐ The school is NOT using Title I, Part A funds to employ paraprofessionals to assist in instruction in 2006-07.

☒ The school uses Title I, Part A funds to employ paraprofessionals to assist in instruction in Title I Targeted Assistance Programs or uses paraprofessionals to assist in instruction in Schoolwide Title I Schools. Complete the following two items.

1. Number of paraprofessionals who assisted in instruction in Title I funded programs 1

2. Number of these paraprofessionals who meet the NCLB requirements 1

3. Percentage of these paraprofessionals who meet the NCLB requirements 100.0%

4. Target percentage for June 30, 2007 100%

2006-07 School Reporting Form for Teacher and Paraprofessional Requirements

California Department of Education

Consolidated Application

Purpose: To collect school-level data, as required by the NCLB, about teachers funded by Title II in Class Size Reduction and new teachers in Title I programs and NCLB compliant instructional paraprofessionals in Title I programs.

Agency: Tracy Joint Unified

CD code: 3 9 7 5 4 9 9

School: Louis J. Villalovoz Elementary

School code: 6 1 0 6 4 8 8

CDE Contact: Kimberly Eaton - (916) 324-5689 - KEaton@cde.ca.gov

A. Teachers Paid with Title II Funds for Class Size Reduction in 2006-07

1. Number of teachers in 2006-07 paid with Title II funds for Class Size Reduction 0

2. Number of these teachers who meet the NCLB teacher requirements 0

☒ The school did NOT receive Title I, Part A for 2006-07.

If this box is checked, this page is now complete. If not checked, complete sections B and C.

B. New Teachers Hired Into Title I Funded Programs Since June 30, 2002

1. Number of new teachers in the school hired since June 30, 2002 0

2. Number of these teachers who meet the NCLB teacher requirements 0

C. NCLB Compliant Paraprofessionals in 2006-07

☐ The school is NOT using Title I, Part A funds to employ paraprofessionals to assist in instruction in 2006-07.

☐ The school uses Title I, Part A funds to employ paraprofessionals to assist in instruction in Title I Targeted Assistance Programs or uses paraprofessionals to assist in instruction in Schoolwide Title I Schools. Complete the following two items.

1. Number of paraprofessionals who assisted in instruction in Title I funded programs 0

2. Number of these paraprofessionals who meet the NCLB requirements 0

3. Percentage of these paraprofessionals who meet the NCLB requirements 0.0%

4. Target percentage for June 30, 2007 100%

2006-07 School Reporting Form for Teacher and Paraprofessional Requirements

California Department of Education

Consolidated Application

Purpose: To collect school-level data, as required by the NCLB, about teachers funded by Title II in Class Size Reduction and new teachers in Title I programs and NCLB compliant instructional paraprofessionals in Title I programs.

Agency: Tracy Joint Unified

CD code: 3 9 7 5 4 9 9

School: Melville S. Jacobson Elementary

School code: 6 1 0 7 9 7 3

CDE Contact: Kimberly Eaton - (916) 324-5689 - KEaton@cde.ca.gov

A. Teachers Paid with Title II Funds for Class Size Reduction in 2006-07

1. Number of teachers in 2006-07 paid with Title II funds for Class Size Reduction 0

2. Number of these teachers who meet the NCLB teacher requirements 0

☒ The school did NOT receive Title I, Part A for 2006-07.

If this box is checked, this page is now complete. If not checked, complete sections B and C.

B. New Teachers Hired Into Title I Funded Programs Since June 30, 2002

1. Number of new teachers in the school hired since June 30, 2002 0

2. Number of these teachers who meet the NCLB teacher requirements 0

C. NCLB Compliant Paraprofessionals in 2006-07

☐ The school is NOT using Title I, Part A funds to employ paraprofessionals to assist in instruction in 2006-07.

☐ The school uses Title I, Part A funds to employ paraprofessionals to assist in instruction in Title I Targeted Assistance Programs or uses paraprofessionals to assist in instruction in Schoolwide Title I Schools. Complete the following two items.

1. Number of paraprofessionals who assisted in instruction in Title I funded programs 0

2. Number of these paraprofessionals who meet the NCLB requirements 0

3. Percentage of these paraprofessionals who meet the NCLB requirements 0.0%

4. Target percentage for June 30, 2007 100%

2006-07 School Reporting Form for Teacher and Paraprofessional Requirements

California Department of Education

Consolidated Application

Purpose: To collect school-level data, as required by the NCLB, about teachers funded by Title II in Class Size Reduction and new teachers in Title I programs and NCLB compliant instructional paraprofessionals in Title I programs.	Agency: Tracy Joint Unified							
	CD code:	3	9	7	5	4	9	9
	School: Gladys Poet-Christian Elementary							
	School code:	6	1	0	8	9	9	7
CDE Contact: Kimberly Eaton - (916) 324-5689 - KEaton@cde.ca.gov								

A. Teachers Paid with Title II Funds for Class Size Reduction in 2006-07	
1. Number of teachers in 2006-07 paid with Title II funds for Class Size Reduction	0
2. Number of these teachers who meet the NCLB teacher requirements	0
<input checked="" type="checkbox"/> The school did NOT receive Title I, Part A for 2006-07. If this box is checked, this page is now complete. If not checked, complete sections B and C.	
B. New Teachers Hired Into Title I Funded Programs Since June 30, 2002	
1. Number of new teachers in the school hired since June 30, 2002	0
2. Number of these teachers who meet the NCLB teacher requirements	0
C. NCLB Compliant Paraprofessionals in 2006-07	
<input type="checkbox"/> The school is NOT using Title I, Part A funds to employ paraprofessionals to assist in instruction in 2006-07.	
<input type="checkbox"/> The school uses Title I, Part A funds to employ paraprofessionals to assist in instruction in Title I Targeted Assistance Programs or uses paraprofessionals to assist in instruction in Schoolwide Title I Schools. Complete the following two items.	
1. Number of paraprofessionals who assisted in instruction in Title I funded programs	0
2. Number of these paraprofessionals who meet the NCLB requirements	0
3. Percentage of these paraprofessionals who meet the NCLB requirements	0.0%
4. Target percentage for June 30, 2007	100%

2006-07 School Reporting Form for Teacher and Paraprofessional Requirements

California Department of Education

Consolidated Application

Purpose: To collect school-level data, as required by the NCLB, about teachers funded by Title II in Class Size Reduction and new teachers in Title I programs and NCLB compliant instructional paraprofessionals in Title I programs.	Agency: Tracy Joint Unified CD code: 3 9 7 5 4 9 9 School: Earle E. Williams Middle School code: 6 1 0 9 0 0 3
CDE Contact: Kimberly Eaton - (916) 324-5689 - KEaton@cde.ca.gov	
A. Teachers Paid with Title II Funds for Class Size Reduction in 2006-07	
1. Number of teachers in 2006-07 paid with Title II funds for Class Size Reduction	0
2. Number of these teachers who meet the NCLB teacher requirements	0
<input checked="checked" type="checkbox"/> The school did NOT receive Title I, Part A for 2006-07. If this box is checked, this page is now complete. If not checked, complete sections B and C.	
B. New Teachers Hired Into Title I Funded Programs Since June 30, 2002	
1. Number of new teachers in the school hired since June 30, 2002	0
2. Number of these teachers who meet the NCLB teacher requirements	0
C. NCLB Compliant Paraprofessionals in 2006-07	
<input type="checkbox"/> The school is NOT using Title I, Part A funds to employ paraprofessionals to assist in instruction in 2006-07. <input type="checkbox"/> The school uses Title I, Part A funds to employ paraprofessionals to assist in instruction in Title I Targeted Assistance Programs or uses paraprofessionals to assist in instruction in Schoolwide Title I Schools. Complete the following two items.	
1. Number of paraprofessionals who assisted in instruction in Title I funded programs	0
2. Number of these paraprofessionals who meet the NCLB requirements	0
3. Percentage of these paraprofessionals who meet the NCLB requirements	0.0%
4. Target percentage for June 30, 2007	100%

2006-07 School Reporting Form for Teacher and Paraprofessional Requirements

California Department of Education

Consolidated Application

Purpose: To collect school-level data, as required by the NCLB, about teachers funded by Title II in Class Size Reduction and new teachers in Title I programs and NCLB compliant instructional paraprofessionals in Title I programs.	Agency: Tracy Joint Unified							
	CD code:	3	9	7	5	4	9	9
	School: Louis A. Bohn Elementary							
	School code:	6	1	1	0	5	3	0
CDE Contact: Kimberly Eaton - (916) 324-5689 - KEaton@cde.ca.gov								

A. Teachers Paid with Title II Funds for Class Size Reduction in 2006-07	
1. Number of teachers in 2006-07 paid with Title II funds for Class Size Reduction	0
2. Number of these teachers who meet the NCLB teacher requirements	0
<input checked="" type="checkbox"/> The school did NOT receive Title I, Part A for 2006-07. If this box is checked, this page is now complete. If not checked, complete sections B and C.	
B. New Teachers Hired Into Title I Funded Programs Since June 30, 2002	
1. Number of new teachers in the school hired since June 30, 2002	0
2. Number of these teachers who meet the NCLB teacher requirements	0
C. NCLB Compliant Paraprofessionals in 2006-07	
<input type="checkbox"/> The school is NOT using Title I, Part A funds to employ paraprofessionals to assist in instruction in 2006-07.	
<input type="checkbox"/> The school uses Title I, Part A funds to employ paraprofessionals to assist in instruction in Title I Targeted Assistance Programs or uses paraprofessionals to assist in instruction in Schoolwide Title I Schools. Complete the following two items.	
1. Number of paraprofessionals who assisted in instruction in Title I funded programs	0
2. Number of these paraprofessionals who meet the NCLB requirements	0
3. Percentage of these paraprofessionals who meet the NCLB requirements	0.0%
4. Target percentage for June 30, 2007	100%

2006-07 School Reporting Form for Teacher and Paraprofessional Requirements

California Department of Education

Consolidated Application

Purpose: To collect school-level data, as required by the NCLB, about teachers funded by Title II in Class Size Reduction and new teachers in Title I programs and NCLB compliant instructional paraprofessionals in Title I programs.	Agency: Tracy Joint Unified							
	CD code:	3	9	7	5	4	9	9
	School: Wanda Hirsch Elementary							
	School code:	6	1	1	4	4	9	0
CDE Contact: Kimberly Eaton - (916) 324-5689 - KEaton@cde.ca.gov								

A. Teachers Paid with Title II Funds for Class Size Reduction in 2006-07	
1. Number of teachers in 2006-07 paid with Title II funds for Class Size Reduction	0
2. Number of these teachers who meet the NCLB teacher requirements	0
<input checked="" type="checkbox"/> The school did NOT receive Title I, Part A for 2006-07. If this box is checked, this page is now complete. If not checked, complete sections B and C.	
B. New Teachers Hired Into Title I Funded Programs Since June 30, 2002	
1. Number of new teachers in the school hired since June 30, 2002	0
2. Number of these teachers who meet the NCLB teacher requirements	0
C. NCLB Compliant Paraprofessionals in 2006-07	
<input type="checkbox"/> The school is NOT using Title I, Part A funds to employ paraprofessionals to assist in instruction in 2006-07.	
<input type="checkbox"/> The school uses Title I, Part A funds to employ paraprofessionals to assist in instruction in Title I Targeted Assistance Programs or uses paraprofessionals to assist in instruction in Schoolwide Title I Schools. Complete the following two items.	
1. Number of paraprofessionals who assisted in instruction in Title I funded programs	0
2. Number of these paraprofessionals who meet the NCLB requirements	0
3. Percentage of these paraprofessionals who meet the NCLB requirements	0.0%
4. Target percentage for June 30, 2007	100%

2006-07 School Reporting Form for Teacher and Paraprofessional Requirements

California Department of Education

Consolidated Application

Purpose: To collect school-level data, as required by the NCLB, about teachers funded by Title II in Class Size Reduction and new teachers in Title I programs and NCLB compliant instructional paraprofessionals in Title I programs.	Agency: Tracy Joint Unified							
	CD code:	3	9	7	5	4	9	9
	School: Art Freiler							
	School code:	6	1	1	8	6	9	9
CDE Contact: Kimberly Eaton - (916) 324-5689 - KEaton@cde.ca.gov								

A. Teachers Paid with Title II Funds for Class Size Reduction in 2006-07

1. Number of teachers in 2006-07 paid with Title II funds for Class Size Reduction	0
2. Number of these teachers who meet the NCLB teacher requirements	0
<input checked="" type="checkbox"/> The school did NOT receive Title I, Part A for 2006-07. If this box is checked, this page is now complete. If not checked, complete sections B and C.	

B. New Teachers Hired Into Title I Funded Programs Since June 30, 2002

1. Number of new teachers in the school hired since June 30, 2002	0
2. Number of these teachers who meet the NCLB teacher requirements	0

C. NCLB Compliant Paraprofessionals in 2006-07

<input type="checkbox"/> The school is NOT using Title I, Part A funds to employ paraprofessionals to assist in instruction in 2006-07.	
<input type="checkbox"/> The school uses Title I, Part A funds to employ paraprofessionals to assist in instruction in Title I Targeted Assistance Programs or uses paraprofessionals to assist in instruction in Schoolwide Title I Schools. Complete the following two items.	
1. Number of paraprofessionals who assisted in instruction in Title I funded programs	0
2. Number of these paraprofessionals who meet the NCLB requirements	0
3. Percentage of these paraprofessionals who meet the NCLB requirements	0.0%
4. Target percentage for June 30, 2007	100%

2005-06 and 2006-07 Year-to-Date Expenditure Report for Selected Federal Programs

California Department of Education

Consolidated Application

Purpose: To report year-to-date expenditures for 2005-06 and 2006-07 allocations. Each LEA that received a subgrant for the federal programs listed below in FY 2005-06 and/or 2006-07 must complete this page.

Agency:
Tracy Joint Unified

CD Code:

3	9	7	5	4	9	9
---	---	---	---	---	---	---

CDE Contact: See individual program below

☐ The page is not applicable because the LEA did not participate in any of the listed programs.

SACS Code	Program	Description	2005-06	2006-07
3010	Title I, Part A Maria Reyes (916) 319-0380 MReyes@cde.ca.gov	Educationally Disadvantage Students	\$ 765,142	\$ 785,479
4035	Title II, Part A Kim Eaton (916) 324-5689 KEaton@cde.ca.gov	1. Improving Teacher Quality	\$ 384,720	\$ 262,527
		2. Class Size Reduction	\$ 0	\$ 0
4201	Title III, Part A Elena Fajardo (916) 323-5467 EFajardo@cde.ca.gov	Immigrant Studies	\$ 39,895	\$ 31,620
4203	Title III, Part A Elena Fajardo (916) 323-5467 EFajardo@cde.ca.gov	Language Instruction for Limited English Proficient Students	\$ 198,407	\$ 122,976
4110	Title V, Part A Jerry Cummings (916) 319-0381 JCumming@cde.ca.gov	Innovative Programs	\$ 102,534	\$ 14,957







2006-07 NCLB Teacher Requirements

California Department of Education

Consolidated Application

Purpose: To collect school-level data on the number of core academic classes taught by NCLB compliant teachers and number of NCLB compliant teachers, as required by the NCLB Act of 2001.	Agency: Tracy Joint Unified							
	CD code:	3	9	7	5	4	9	9
	School: George Kelly Elementary							
	School code:	0	1	0	8	3	5	7
CDE Contact: Kimberly Eaton - (916) 324-5689 - KEaton@cde.ca.gov								

NCLB Compliant Classes by Class Type or Subject Area in June 2007

	NCLB Core Classes		Compliant Core Classes			
	October 2006	June 2007	October 2006		June 2007	
			Number	Percent	Number	Percent
1. Regular Elementary Multiple Subject	43	44	43	100%	44	100%
2. Special Education elementary	3	3	1	33%	1	33%
3. Other Elementary Classes		0			0	0%
4. Special Education Secondary	0	0	0	0%	0	0%
5. Secondary: English/Reading/Language Arts	0	0	0	0%	0	0%
6. Secondary: Mathematics	16	17	16	100%	17	100%
7. Secondary: Science	0	7	0	0%	7	100%
8. Secondary: Arts (Arts/Dance/Drama/Music)	0	6	0	0%	6	100%
9. Secondary: Foreign Language	0	0	0	0%	0	0%
10. Secondary: Social Science	0	0	0	0%	0	0%
11. Other Secondary Classes		0			0	0%
Total classes	62	77	60	97%	75	97%

2006-07 NCLB Teacher Requirements

Purpose: To collect school-level data on the number of core academic classes taught by NCLB compliant teachers and number of NCLB compliant teachers, as required by the NCLB Act of 2001.

Agency: Tracy Joint Unified

CD code: 3 9 7 5 4 9 9

School: George & Evelyn Stein Continuation

School code: 0 1 1 4 1 4 0

CDE Contact: Kimberly Eaton - (916) 324-5689 - KEaton@cde.ca.gov

NCLB Compliant Classes by Class Type or Subject Area in June 2007

	NCLB Core Classes		Compliant Core Classes			
	October 2006	June 2007	October 2006		June 2007	
			Number	Percent	Number	Percent
1. Regular Elementary Multiple Subject	0	0	0	0%	0	0%
2. Special Education elementary	0	0	0	0%	0	0%
3. Other Elementary Classes		0			0	0%
4. Special Education Secondary	0	0	0	0%	0	0%
5. Secondary: English/Reading/Language Arts	0	0	0	0%	0	0%
6. Secondary: Mathematics	0	0	0	0%	0	0%
7. Secondary: Science	0	0	0	0%	0	0%
8. Secondary: Arts (Arts/Dance/Drama/Music)	0	0	0	0%	0	0%
9. Secondary: Foreign Language	0	0	0	0%	0	0%
10. Secondary: Social Science	0	0	0	0%	0	0%
11. Other Secondary Classes		0			0	0%
Total classes	0	0	0	0%	0	0%

2006-07 NCLB Teacher Requirements

California Department of Education

Consolidated Application

Purpose: To collect school-level data on the number of core academic classes taught by NCLB compliant teachers and number of NCLB compliant teachers, as required by the NCLB Act of 2001.

Agency: Tracy Joint Unified







CD code: 3 9 7 5 4 9 9

School: Success High

School code: 3 9 3 0 2 8 6

CDE Contact: Kimberly Eaton - (916) 324-5689 - KEaton@cde.ca.gov

NCLB Compliant Classes by Class Type or Subject Area in June 2007

	NCLB Core Classes		Compliant Core Classes			
	October 2006	June 2007	October 2006		June 2007	
			Number	Percent	Number	Percent
1. Regular Elementary Multiple Subject	0	0	0	0%	0	0%
2. Special Education elementary	0	0	0	0%	0	0%
3. Other Elementary Classes		0			0	0%
4. Special Education Secondary	0	0	0	0%	0	0%
5. Secondary: English/Reading/Language Arts	0	0	0	0%	0	0%
6. Secondary: Mathematics	0	0	0	0%	0	0%
7. Secondary: Science	0	0	0	0%	0	0%
8. Secondary: Arts (Arts/Dance/Drama/Music)	0	0	0	0%	0	0%
9. Secondary: Foreign Language	0	0	0	0%	0	0%
10. Secondary: Social Science	0	0	0	0%	0	0%
11. Other Secondary Classes		0			0	0%
Total classes	0	0	0	0%	0	0%

2006-07 NCLB Teacher Requirements

California Department of Education

Consolidated Application

Purpose: To collect school-level data on the number of core academic classes taught by NCLB compliant teachers and number of NCLB compliant teachers, as required by the NCLB Act of 2001.	Agency: Tracy Joint Unified							
	CD code:	3	9	7	5	4	9	9
	School: Excel High							
	School code:	3	9	3	0	2	9	4
CDE Contact: Kimberly Eaton - (916) 324-5689 - KEaton@cde.ca.gov								

NCLB Compliant Classes by Class Type or Subject Area in June 2007

	NCLB Core Classes		Compliant Core Classes			
	October 2006	June 2007	October 2006		June 2007	
			Number	Percent	Number	Percent
1. Regular Elementary Multiple Subject	0	0	0	0%	0	0%
2. Special Education elementary	0	0	0	0%	0	0%
3. Other Elementary Classes		0			0	0%
4. Special Education Secondary	0	0	0	0%	0	0%
5. Secondary: English/Reading/Language Arts	0	0	0	0%	0	0%
6. Secondary: Mathematics	0	0	0	0%	0	0%
7. Secondary: Science	0	0	0	0%	0	0%
8. Secondary: Arts (Arts/Dance/Drama/Music)	0	0	0	0%	0	0%
9. Secondary: Foreign Language	0	0	0	0%	0	0%
10. Secondary: Social Science	0	0	0	0%	0	0%
11. Other Secondary Classes		0			0	0%
Total classes	0	0	0	0%	0	0%

2006-07 NCLB Teacher Requirements

Purpose: To collect school-level data on the number of core academic classes taught by NCLB compliant teachers and number of NCLB compliant teachers, as required by the NCLB Act of 2001.

Agency: Tracy Joint Unified

CD code: 3 | 9 | 7 | 5 | 4 | 9 | 9

School: Merrill F. West High

School code: 3 | 9 | 3 | 0 | 3 | 0 | 2

CDE Contact: Kimberly Eaton - (916) 324-5689 - KEaton@cde.ca.gov

NCLB Compliant Classes by Class Type or Subject Area in June 2007

	NCLB Core Classes		Compliant Core Classes			
	October 2006	June 2007	October 2006		June 2007	
			Number	Percent	Number	Percent
1. Regular Elementary Multiple Subject	0	0	0	0%	0	0%
2. Special Education elementary	0	0	0	0%	0	0%
3. Other Elementary Classes		0			0	0%
4. Special Education Secondary	23	30	20	87%	25	83%
5. Secondary: English/Reading/Language Arts	115	88	115	100%	88	100%
6. Secondary: Mathematics	101	92	96	95%	87	95%
7. Secondary: Science	105	90	100	95%	90	100%
8. Secondary: Arts (Arts/Dance/Drama/Music)	45	47	45	100%	47	100%
9. Secondary: Foreign Language	52	49	52	100%	49	100%
10. Secondary: Social Science	82	76	82	100%	76	100%
11. Other Secondary Classes		0			0	0%
Total classes	523	472	510	98%	462	98%

2006-07 NCLB Teacher Requirements

California Department of Education

Consolidated Application

Purpose: To collect school-level data on the number of core academic classes taught by NCLB compliant teachers and number of NCLB compliant teachers, as required by the NCLB Act of 2001.

Agency: Tracy Joint Unified

CD code: 3 | 9 | 7 | 5 | 4 | 9 | 9

School: Willow Community Day

School code: 3 | 9 | 3 | 0 | 3 | 9 | 3

CDE Contact: Kimberly Eaton - (916) 324-5689 - KEaton@cde.ca.gov

NCLB Compliant Classes by Class Type or Subject Area in June 2007

	NCLB Core Classes		Compliant Core Classes			
	October 2006	June 2007	October 2006		June 2007	
			Number	Percent	Number	Percent
1. Regular Elementary Multiple Subject	0	0	0	0%	0	0%
2. Special Education elementary	0	0	0	0%	0	0%
3. Other Elementary Classes		0			0	0%
4. Special Education Secondary	0	0	0	0%	0	0%
5. Secondary: English/Reading/Language Arts	0	0	0	0%	0	0%
6. Secondary: Mathematics	0	0	0	0%	0	0%
7. Secondary: Science	0	0	0	0%	0	0%
8. Secondary: Arts (Arts/Dance/Drama/Music)	0	0	0	0%	0	0%
9. Secondary: Foreign Language	0	0	0	0%	0	0%
10. Secondary: Social Science	0	0	0	0%	0	0%
11. Other Secondary Classes		2			1	50%
Total classes	0	2	0	0%	1	50%

2006-07 NCLB Teacher Requirements

California Department of Education

Consolidated Application

Purpose: To collect school-level data on the number of core academic classes taught by NCLB compliant teachers and number of NCLB compliant teachers, as required by the NCLB Act of 2001.

Agency: Tracy Joint Unified







CD code: 3 | 9 | 7 | 5 | 4 | 9 | 9

School: Duncan-Russell Continuation

School code: 3 | 9 | 3 | 7 | 9 | 7 | 6

CDE Contact: Kimberly Eaton - (916) 324-5689 - KEaton@cde.ca.gov

NCLB Compliant Classes by Class Type or Subject Area in June 2007

	NCLB Core Classes		Compliant Core Classes			
	October 2006	June 2007	October 2006		June 2007	
			Number	Percent	Number	Percent
1. Regular Elementary Multiple Subject	0	0	0	0%	0	0%
2. Special Education elementary	0	0	0	0%	0	0%
3. Other Elementary Classes		0			0	0%
4. Special Education Secondary	0	0	0	0%	0	0%
5. Secondary: English/Reading/Language Arts	4	4	4	100%	4	100%
6. Secondary: Mathematics	4	4	4	100%	4	100%
7. Secondary: Science	5	5	0	0%	5	100%
8. Secondary: Arts (Arts/Dance/Drama/Music)	4	4	4	100%	4	100%
9. Secondary: Foreign Language	0	0	0	0%	0	0%
10. Secondary: Social Science	13	12	13	100%	12	100%
11. Other Secondary Classes		0			0	0%
Total classes	30	29	25	83%	29	100%

2006-07 NCLB Teacher Requirements

California Department of Education

Consolidated Application

Purpose: To collect school-level data on the number of core academic classes taught by NCLB compliant teachers and number of NCLB compliant teachers, as required by the NCLB Act of 2001.				Agency: Tracy Joint Unified														
				CD code: <table border="1" style="display: inline-table; border-collapse: collapse; text-align: center;"> <tr> <td style="width: 20px;">3</td> <td style="width: 20px;">9</td> <td style="width: 20px;">7</td> <td style="width: 20px;">5</td> <td style="width: 20px;">4</td> <td style="width: 20px;">9</td> <td style="width: 20px;">9</td> </tr> </table>								3	9	7	5	4	9	9
				3	9	7	5	4	9	9								
School: Tracy High																		
				School code: <table border="1" style="display: inline-table; border-collapse: collapse; text-align: center;"> <tr> <td style="width: 20px;">3</td> <td style="width: 20px;">9</td> <td style="width: 20px;">3</td> <td style="width: 20px;">8</td> <td style="width: 20px;">0</td> <td style="width: 20px;">0</td> <td style="width: 20px;">8</td> </tr> </table>								3	9	3	8	0	0	8
				3	9	3	8	0	0	8								
CDE Contact: Kimberly Eaton - (916) 324-5689 - KEaton@cde.ca.gov																		
NCLB Compliant Classes by Class Type or Subject Area in June 2007																		
	NCLB Core Classes		Compliant Core Classes															
	October 2006	June 2007	October 2006		June 2007													
			Number	Percent	Number	Percent												
1. Regular Elementary Multiple Subject	0	0	0	0%	0	0%												
2. Special Education elementary	0	0	0	0%	0	0%												
3. Other Elementary Classes		0			0	0%												
4. Special Education Secondary	29	15	24	83%	10	67%												
5. Secondary: English/Reading/Language Arts	88	107	83	94%	103	96%												
6. Secondary: Mathematics	75	84	75	100%	84	100%												
7. Secondary: Science	76	89	76	100%	57	64%												
8. Secondary: Arts (Arts/Dance/Drama/Music)	37	26	37	100%	26	100%												
9. Secondary: Foreign Language	38	33	38	100%	33	100%												
10. Secondary: Social Science	60	79	58	97%	79	100%												
11. Other Secondary Classes		0			0	0%												
Total classes	403	433	391	97%	392	91%												

2006-07 NCLB Teacher Requirements

California Department of Education

Consolidated Application

Purpose: To collect school-level data on the number of core academic classes taught by NCLB compliant teachers and number of NCLB compliant teachers, as required by the NCLB Act of 2001.

Agency: Tracy Joint Unified

CD code: 3 | 9 | 7 | 5 | 4 | 9 | 9

School: Central Elementary

School code: 6 | 0 | 4 | 2 | 8 | 3 | 2

CDE Contact: Kimberly Eaton - (916) 324-5689 - KEaton@cde.ca.gov

NCLB Compliant Classes by Class Type or Subject Area in June 2007

	NCLB Core Classes		Compliant Core Classes			
	October 2006	June 2007	October 2006		June 2007	
			Number	Percent	Number	Percent
1. Regular Elementary Multiple Subject	21	21	21	100%	21	100%
2. Special Education elementary	3	4	3	100%	4	100%
3. Other Elementary Classes		0		0%	0	0%
4. Special Education Secondary	0	0	0	0%	0	0%
5. Secondary: English/Reading/Language Arts	0	0	0	0%	0	0%
6. Secondary: Mathematics	0	0	0	0%	0	0%
7. Secondary: Science	0	0	0	0%	0	0%
8. Secondary: Arts (Arts/Dance/Drama/Music)	0	0	0	0%	0	0%
9. Secondary: Foreign Language	0	0	0	0%	0	0%
10. Secondary: Social Science	0	0	0	0%	0	0%
11. Other Secondary Classes		0		0%	0	0%
Total classes	24	25	24	100%	25	100%

2006-07 NCLB Teacher Requirements

Purpose: To collect school-level data on the number of core academic classes taught by NCLB compliant teachers and number of NCLB compliant teachers, as required by the NCLB Act of 2001.

Agency: Tracy Joint Unified

CD code: 3 9 7 5 4 9 9

School: Monte Vista Middle

School code: 6 0 4 2 8 4 0

CDE Contact: Kimberly Eaton - (916) 324-5689 - KEaton@cde.ca.gov

NCLB Compliant Classes by Class Type or Subject Area in June 2007

	NCLB Core Classes		Compliant Core Classes			
	October 2006	June 2007	October 2006		June 2007	
			Number	Percent	Number	Percent
1. Regular Elementary Multiple Subject	79	25	79	100%	25	100%
2. Special Education elementary	11	3	8	73%	3	100%
3. Other Elementary Classes		0			0	0%
4. Special Education Secondary	0	0	0	0%	0	0%
5. Secondary: English/Reading/Language Arts	0	0	0	0%	0	0%
6. Secondary: Mathematics	22	31	19	86%	26	84%
7. Secondary: Science	0	15	0	0%	15	100%
8. Secondary: Arts (Arts/Dance/Drama/Music)	0	10	0	0%	10	100%
9. Secondary: Foreign Language	0	0	0	0%	0	0%
10. Secondary: Social Science	0	1	0	0%	0	0%
11. Other Secondary Classes		0			0	0%
Total classes	112	85	106	95%	79	93%

2006-07 NCLB Teacher Requirements

Purpose: To collect school-level data on the number of core academic classes taught by NCLB compliant teachers and number of NCLB compliant teachers, as required by the NCLB Act of 2001.

Agency: Tracy Joint Unified

CD code: 3 | 9 | 7 | 5 | 4 | 9 | 9

School: McKinley Elementary

School code: 6 | 0 | 4 | 2 | 8 | 5 | 7

CDE Contact: Kimberly Eaton - (916) 324-5689 - KEaton@cde.ca.gov

NCLB Compliant Classes by Class Type or Subject Area in June 2007

	NCLB Core Classes		Compliant Core Classes			
	October 2006	June 2007	October 2006		June 2007	
			Number	Percent	Number	Percent
1. Regular Elementary Multiple Subject	22	22	22	100%	22	100%
2. Special Education elementary	0	2	0	0%	2	100%
3. Other Elementary Classes		0			0	0%
4. Special Education Secondary	0	0	0	0%	0	0%
5. Secondary: English/Reading/Language Arts	0	0	0	0%	0	0%
6. Secondary: Mathematics	0	0	0	0%	0	0%
7. Secondary: Science	0	0	0	0%	0	0%
8. Secondary: Arts (Arts/Dance/Drama/Music)	0	0	0	0%	0	0%
9. Secondary: Foreign Language	0	0	0	0%	0	0%
10. Secondary: Social Science	0	0	0	0%	0	0%
11. Other Secondary Classes		0			0	0%
Total classes	22	24	22	100%	24	100%

2006-07 NCLB Teacher Requirements

California Department of Education

Consolidated Application

Purpose: To collect school-level data on the number of core academic classes taught by NCLB compliant teachers and number of NCLB compliant teachers, as required by the NCLB Act of 2001.

Agency: Tracy Joint Unified

CD code: 3 | 9 | 7 | 5 | 4 | 9 | 9

School: North Elementary

School code: 6 | 0 | 4 | 2 | 8 | 6 | 5

CDE Contact: Kimberly Eaton - (916) 324-5689 - KEaton@cde.ca.gov

NCLB Compliant Classes by Class Type or Subject Area in June 2007

	NCLB Core Classes		Compliant Core Classes			
	October 2006	June 2007	October 2006		June 2007	
			Number	Percent	Number	Percent
1. Regular Elementary Multiple Subject	33	36	32	97%	35	97%
2. Special Education elementary	1	2	1	100%	2	100%
3. Other Elementary Classes		0		0%	0	0%
4. Special Education Secondary	0	0	0	0%	0	0%
5. Secondary: English/Reading/Language Arts	0	0	0	0%	0	0%
6. Secondary: Mathematics	12	12	9	75%	9	75%
7. Secondary: Science	0	0	0	0%	0	0%
8. Secondary: Arts (Arts/Dance/Drama/Music)	0	0	0	0%	0	0%
9. Secondary: Foreign Language	0	0	0	0%	0	0%
10. Secondary: Social Science	0	0	0	0%	0	0%
11. Other Secondary Classes		0		0%	0	0%
Total classes	46	50	42	91%	46	92%

2006-07 NCLB Teacher Requirements

California Department of Education

Consolidated Application

Purpose: To collect school-level data on the number of core academic classes taught by NCLB compliant teachers and number of NCLB compliant teachers, as required by the NCLB Act of 2001.	Agency: Tracy Joint Unified								
	CD code:		3	9	7	5	4	9	9
	School: South/West Park Elementary								
	School code:		6	0	4	2	8	8	1
CDE Contact: Kimberly Eaton - (916) 324-5689 - KEaton@cde.ca.gov									

NCLB Compliant Classes by Class Type or Subject Area in June 2007

	NCLB Core Classes		Compliant Core Classes			
	October 2006	June 2007	October 2006		June 2007	
			Number	Percent	Number	Percent
1. Regular Elementary Multiple Subject	51	52	51	100%	52	100%
2. Special Education elementary	0	0	0	0%	0	0%
3. Other Elementary Classes		0			0	0%
4. Special Education Secondary	0	0	0	0%	0	0%
5. Secondary: English/Reading/Language Arts	0	0	0	0%	0	0%
6. Secondary: Mathematics	0	0	0	0%	0	0%
7. Secondary: Science	0	0	0	0%	0	0%
8. Secondary: Arts (Arts/Dance/Drama/Music)	0	5	0	0%	5	100%
9. Secondary: Foreign Language	0	0	0	0%	0	0%
10. Secondary: Social Science	0	0	0	0%	0	0%
11. Other Secondary Classes		0			0	0%
Total classes	51	57	51	100%	57	100%

2006-07 NCLB Teacher Requirements

California Department of Education

Consolidated Application

Purpose: To collect school-level data on the number of core academic classes taught by NCLB compliant teachers and number of NCLB compliant teachers, as required by the NCLB Act of 2001.

Agency: Tracy Joint Unified

CD code: 3 | 9 | 7 | 5 | 4 | 9 | 9

School: Delta Island Elementary

School code: 6 | 0 | 8 | 5 | 0 | 0 | 5

CDE Contact: Kimberly Eaton - (916) 324-5689 - KEaton@cde.ca.gov

NCLB Compliant Classes by Class Type or Subject Area in June 2007

	NCLB Core Classes		Compliant Core Classes			
	October 2006	June 2007	October 2006		June 2007	
			Number	Percent	Number	Percent
1. Regular Elementary Multiple Subject	8	8	8	100%	8	100%
2. Special Education elementary	0	0	0	0%	0	0%
3. Other Elementary Classes		1			1	100%
4. Special Education Secondary	0	0	0	0%	0	0%
5. Secondary: English/Reading/Language Arts	0	0	0	0%	0	0%
6. Secondary: Mathematics	0	0	0	0%	0	0%
7. Secondary: Science	0	0	0	0%	0	0%
8. Secondary: Arts (Arts/Dance/Drama/Music)	0	0	0	0%	0	0%
9. Secondary: Foreign Language	0	0	0	0%	0	0%
10. Secondary: Social Science	0	0	0	0%	0	0%
11. Other Secondary Classes		0			0	0%
Total classes	8	9	8	100%	9	100%

2006-07 NCLB Teacher Requirements

California Department of Education

Consolidated Application

Purpose: To collect school-level data on the number of core academic classes taught by NCLB compliant teachers and number of NCLB compliant teachers, as required by the NCLB Act of 2001.

Agency: Tracy Joint Unified

CD code: 3 | 9 | 7 | 5 | 4 | 9 | 9

School: Louis J. Villalovoz Elementary

School code: 6 | 1 | 0 | 6 | 4 | 8 | 8

CDE Contact: Kimberly Eaton - (916) 324-5689 - KEaton@cde.ca.gov

NCLB Compliant Classes by Class Type or Subject Area in June 2007

	NCLB Core Classes		Compliant Core Classes			
	October 2006	June 2007	October 2006		June 2007	
			Number	Percent	Number	Percent
1. Regular Elementary Multiple Subject	24	24	24	100%	24	100%
2. Special Education elementary	2	2	1	50%	1	50%
3. Other Elementary Classes		0		0%	0	0%
4. Special Education Secondary	0	0	0	0%	0	0%
5. Secondary: English/Reading/Language Arts	0	0	0	0%	0	0%
6. Secondary: Mathematics	0	0	0	0%	0	0%
7. Secondary: Science	0	0	0	0%	0	0%
8. Secondary: Arts (Arts/Dance/Drama/Music)	0	0	0	0%	0	0%
9. Secondary: Foreign Language	0	0	0	0%	0	0%
10. Secondary: Social Science	0	0	0	0%	0	0%
11. Other Secondary Classes		0		0%	0	0%
Total classes	26	26	25	96%	25	96%

2006-07 NCLB Teacher Requirements

California Department of Education

Consolidated Application

Purpose: To collect school-level data on the number of core academic classes taught by NCLB compliant teachers and number of NCLB compliant teachers, as required by the NCLB Act of 2001.

Agency: Tracy Joint Unified

CD code: 3 | 9 | 7 | 5 | 4 | 9 | 9

School: Melville S. Jacobson Elementary

School code: 6 | 1 | 0 | 7 | 9 | 7 | 3

CDE Contact: Kimberly Eaton - (916) 324-5689 - KEaton@cde.ca.gov

NCLB Compliant Classes by Class Type or Subject Area in June 2007

	NCLB Core Classes		Compliant Core Classes			
	October 2006	June 2007	October 2006		June 2007	
			Number	Percent	Number	Percent
1. Regular Elementary Multiple Subject	28	30	28	100%	30	100%
2. Special Education elementary	3	3	3	100%	3	100%
3. Other Elementary Classes		0		0%	0	0%
4. Special Education Secondary	0	0	0	0%	0	0%
5. Secondary: English/Reading/Language Arts	0	0	0	0%	0	0%
6. Secondary: Mathematics	0	0	0	0%	0	0%
7. Secondary: Science	0	0	0	0%	0	0%
8. Secondary: Arts (Arts/Dance/Drama/Music)	0	0	0	0%	0	0%
9. Secondary: Foreign Language	0	0	0	0%	0	0%
10. Secondary: Social Science	0	0	0	0%	0	0%
11. Other Secondary Classes		0		0%	0	0%
Total classes	31	33	31	100%	33	100%

2006-07 NCLB Teacher Requirements

California Department of Education

Consolidated Application

Purpose: To collect school-level data on the number of core academic classes taught by NCLB compliant teachers and number of NCLB compliant teachers, as required by the NCLB Act of 2001.

Agency: Tracy Joint Unified

CD code: 3 | 9 | 7 | 5 | 4 | 9 | 9

School: Gladys Poet-Christian Elementary

School code: 6 | 1 | 0 | 8 | 9 | 9 | 7

CDE Contact: Kimberly Eaton - (916) 324-5689 - KEaton@cde.ca.gov

NCLB Compliant Classes by Class Type or Subject Area in June 2007

	NCLB Core Classes		Compliant Core Classes			
	October 2006	June 2007	October 2006		June 2007	
			Number	Percent	Number	Percent
1. Regular Elementary Multiple Subject	25	25	25	100%	25	100%
2. Special Education elementary	0	1	0	0%	1	100%
3. Other Elementary Classes		0			0	0%
4. Special Education Secondary	0	0	0	0%	0	0%
5. Secondary: English/Reading/Language Arts	0	12	0	0%	12	100%
6. Secondary: Mathematics	5	6	5	100%	6	100%
7. Secondary: Science	0	5	0	0%	5	100%
8. Secondary: Arts (Arts/Dance/Drama/Music)	0	19	0	0%	19	100%
9. Secondary: Foreign Language	0	0	0	0%	0	0%
10. Secondary: Social Science	0	6	0	0%	6	100%
11. Other Secondary Classes		0			0	0%
Total classes	30	74	30	100%	74	100%

2006-07 NCLB Teacher Requirements

California Department of Education

Consolidated Application

Purpose: To collect school-level data on the number of core academic classes taught by NCLB compliant teachers and number of NCLB compliant teachers, as required by the NCLB Act of 2001.

Agency: Tracy Joint Unified

CD code: 3 | 9 | 7 | 5 | 4 | 9 | 9

School: Earle E. Williams Middle

School code: 6 | 1 | 0 | 9 | 0 | 0 | 3

CDE Contact: Kimberly Eaton - (916) 324-5689 - KEaton@cde.ca.gov

NCLB Compliant Classes by Class Type or Subject Area in June 2007

	NCLB Core Classes		Compliant Core Classes			
	October 2006	June 2007	October 2006		June 2007	
			Number	Percent	Number	Percent
1. Regular Elementary Multiple Subject	86	31	83	97%	30	97%
2. Special Education elementary	16	4	12	75%	4	100%
3. Other Elementary Classes		0			0	0%
4. Special Education Secondary	0	6	0	0%	5	83%
5. Secondary: English/Reading/Language Arts	0	5	0	0%	2	40%
6. Secondary: Mathematics	41	40	41	100%	35	88%
7. Secondary: Science	0	29	0	0%	29	100%
8. Secondary: Arts (Arts/Dance/Drama/Music)	0	14	0	0%	14	100%
9. Secondary: Foreign Language	0	2	0	0%	1	50%
10. Secondary: Social Science	0	3	0	0%	3	100%
11. Other Secondary Classes		0			0	0%
Total classes	143	134	136	95%	123	92%

2006-07 NCLB Teacher Requirements

California Department of Education

Consolidated Application

Purpose: To collect school-level data on the number of core academic classes taught by NCLB compliant teachers and number of NCLB compliant teachers, as required by the NCLB Act of 2001.

Agency: Tracy Joint Unified

CD code: 3 | 9 | 7 | 5 | 4 | 9 | 9

School: Louis A. Bohn Elementary

School code: 6 | 1 | 1 | 0 | 5 | 3 | 0

CDE Contact: Kimberly Eaton - (916) 324-5689 - KEaton@cde.ca.gov

NCLB Compliant Classes by Class Type or Subject Area in June 2007

	NCLB Core Classes		Compliant Core Classes			
	October 2006	June 2007	October 2006		June 2007	
			Number	Percent	Number	Percent
1. Regular Elementary Multiple Subject	22	22	22	100%	22	100%
2. Special Education elementary	3	3	2	67%	2	67%
3. Other Elementary Classes		0		0%	0	0%
4. Special Education Secondary	0	0	0	0%	0	0%
5. Secondary: English/Reading/Language Arts	0	0	0	0%	0	0%
6. Secondary: Mathematics	0	0	0	0%	0	0%
7. Secondary: Science	0	0	0	0%	0	0%
8. Secondary: Arts (Arts/Dance/Drama/Music)	0	0	0	0%	0	0%
9. Secondary: Foreign Language	0	0	0	0%	0	0%
10. Secondary: Social Science	0	0	0	0%	0	0%
11. Other Secondary Classes		0		0%	0	0%
Total classes	25	25	24	96%	24	96%

2006-07 NCLB Teacher Requirements

California Department of Education

Consolidated Application

Purpose: To collect school-level data on the number of core academic classes taught by NCLB compliant teachers and number of NCLB compliant teachers, as required by the NCLB Act of 2001.

Agency: Tracy Joint Unified

CD code: 3 | 9 | 7 | 5 | 4 | 9 | 9

School: Wanda Hirsch Elementary

School code: 6 | 1 | 1 | 4 | 4 | 9 | 0

CDE Contact: Kimberly Eaton - (916) 324-5689 - KEaton@cde.ca.gov

NCLB Compliant Classes by Class Type or Subject Area in June 2007

	NCLB Core Classes		Compliant Core Classes			
	October 2006	June 2007	October 2006		June 2007	
			Number	Percent	Number	Percent
1. Regular Elementary Multiple Subject	34	35	34	100%	35	100%
2. Special Education elementary	2	2	2	100%	2	100%
3. Other Elementary Classes		0		0%	0	0%
4. Special Education Secondary	0	0	0	0%	0	0%
5. Secondary: English/Reading/Language Arts	0	0	0	0%	0	0%
6. Secondary: Mathematics	0	0	0	0%	0	0%
7. Secondary: Science	0	0	0	0%	0	0%
8. Secondary: Arts (Arts/Dance/Drama/Music)	0	0	0	0%	0	0%
9. Secondary: Foreign Language	0	0	0	0%	0	0%
10. Secondary: Social Science	0	0	0	0%	0	0%
11. Other Secondary Classes		0		0%	0	0%
Total classes	36	37	36	100%	37	100%

2006-07 NCLB Teacher Requirements

Purpose: To collect school-level data on the number of core academic classes taught by NCLB compliant teachers and number of NCLB compliant teachers, as required by the NCLB Act of 2001.

Agency: Tracy Joint Unified

CD code: 3 | 9 | 7 | 5 | 4 | 9 | 9

School: Art Freiler

School code: 6 | 1 | 1 | 8 | 6 | 9 | 9

CDE Contact: Kimberly Eaton - (916) 324-5689 - KEaton@cde.ca.gov

NCLB Compliant Classes by Class Type or Subject Area in June 2007

	NCLB Core Classes		Compliant Core Classes			
	October 2006	June 2007	October 2006		June 2007	
			Number	Percent	Number	Percent
1. Regular Elementary Multiple Subject	45	39	44	98%	37	95%
2. Special Education elementary	3	3	2	67%	3	100%
3. Other Elementary Classes		0			0	0%
4. Special Education Secondary	0	0	0	0%	0	0%
5. Secondary: English/Reading/Language Arts	0	0	0	0%	0	0%
6. Secondary: Mathematics	11	9	11	100%	7	78%
7. Secondary: Science	0	12	0	0%	12	100%
8. Secondary: Arts (Arts/Dance/Drama/Music)	0	0	0	0%	0	0%
9. Secondary: Foreign Language	0	0	0	0%	0	0%
10. Secondary: Social Science	0	0	0	0%	0	0%
11. Other Secondary Classes		0			0	0%
Total classes	59	63	57	97%	59	94%

2007-08 LEA Policies: Constitutionally Protected Prayer LEA Policy

California Department of Education

Consolidated Application

Purpose: To meet annual federal requirements specified in Section 9524(b) of the NCLB Act regarding constitutionally protected prayer in public elementary and secondary schools.

Agency:

Tracy Joint Unified

CD code:

3 | 9 | 7 | 5 | 4 | 9 | 9

CDE Contact: Evelyn Harris - (916) 319-0385 - EHarris@cde.ca.gov

Protected Prayer Certification

The LEA hereby assures and certifies to the California State Board of Education that the LEA has no policy that prevents, or otherwise denies participation in, constitutionally protected prayer in public schools as set forth in the "Guidance on Constitutionally Protected Prayer in Public Elementary and Secondary Schools." This document can be located at the following Web site address:

http://www.ed.gov/policy/gen/guid/religionandschools/prayer_guidance.html

Signature of authorized representative

Linda Boragno-Dopp

Printed name of authorized representative

Director of Alternative Programs

Title

____/____/____
Date

☒ The LEA hereby assures that this page has been printed and contains an ink signature. The ink signature copy shall be made available to the CDE upon request or as part of an audit, a compliance review, or a complaint investigation.

☐ The LEA cannot certify at this time.

Purpose: To meet annual federal requirements specified in Sections 1116(c)(1) and 1118(h) regarding parent involvement policies and practices.

Agency:

Tracy Joint Unified

CD code:

3 | 9 | 7 | 5 | 4 | 9 | 9

CDE Contact: Carol Dickson - (916) 319-0382 - CDickson@cde.ca.gov

A. 2007-08 Title I Parent Involvement Certification

☐ This section is not applicable because the LEA did not apply for Title I, Part A, funding on page 2 of the ConApp.

Each LEA shall develop jointly with, agree on with, 2007-08 Title I Parent Involvement Certification and distribute to parents of Title I participating children, a written parent involvement policy. The policy describes how the LEA will:

- a) Involve parents in the joint development of the local plan and the process of school review for program improvement schools under Section 1116;
- b) Help schools to plan and implement effective parent involvement activities to improve student academic achievement and school performance;
- c) Build the schools' and parents' capacity for strong parental involvement; involvement strategies under Part A and under other programs as specified;
- d) Coordinate and integrate parental involvement strategies under Part A and under other programs as specified.
- e) Conduct, with the involvement of parents, and annual evaluation of the content and effectiveness of the parental involvement policy and use the findings of the evaluation to design more effective parental involvement; and
- f) Involve parents in the activities of the Title I schools. (20 USC §6318(a))

Does your current parent involvement policy and activities meet all six of these criteria? ☒ Yes ☐ No

Date of local board approval of the current Title I parent involvement policy: 06/13/2006

B. 2006-07 Title I Parent Involvement Description

☐ This section is not applicable because the LEA did not receive Title I, Part A, funding in 2006-07.

This is a description of how parents were involved in the 2006-07 required annual Title I policy evaluation.

Parents are involved through the school year by participating in parent advisory committees, parent-teacher organizations, parent-teacher conferences, and information nights (coffee clatches). The new PLAY preschool program supports the children of many families currently in PI-Title 1 schools. The parent training and communications supports the unique needs of families in supporting their school-age children. Early intervention and referrals also promote school success.

2007-08 Consolidated Application Contact Pages

California Department of Education

Consolidated Application

Purpose: To maintain a complete listing of contact information for each district.	Agency: Tracy Joint Unified								
CDE Contact: Linda Parker -- (916) 319-0297 -- LParker@cde.ca.gov	<table border="1" style="width: 100%; border-collapse: collapse;"> <tr> <td style="width: 15%;">CD code:</td> <td style="width: 5%; text-align: center;">3</td> <td style="width: 5%; text-align: center;">9</td> <td style="width: 5%; text-align: center;">7</td> <td style="width: 5%; text-align: center;">5</td> <td style="width: 5%; text-align: center;">4</td> <td style="width: 5%; text-align: center;">9</td> <td style="width: 5%; text-align: center;">9</td> </tr> </table>	CD code:	3	9	7	5	4	9	9
CD code:	3	9	7	5	4	9	9		

Consolidated Application	Name Linda Boragno-Dopp	Title Director of Alternative Pgms	Salutation Mrs.
	Phone (209) 830-3210 Ext. 1050	FAX (209) 830-3209	E-mail lboragno-dopp@tusd.net

Title I, Part A	Name Linda Boragno-dopp	Title Director of Alternative Pgms	Salutation Mrs.
	Phone (209) 830-3210 Ext. 1050	FAX (209) 830-3209	E-mail lboragno-dopp@tusd.net
<input type="checkbox"/> Contact is N/A			

Title I Neglected or Delinquent	Name	Title	Salutation
	Phone	FAX	E-mail
<input checked="" type="checkbox"/> Contact is N/A			

Parent/Family Involvement	Name Brandi Harrold	Title School Readiness Prg Specialist	Salutation Ms.
	Phone	FAX	E-mail
<input type="checkbox"/> Contact is N/A			

Title II, Part A (Teacher Quality)	Name Linda Boragno-Dopp	Title Director of Alternative Pgms	Salutation Mrs.
	Phone	FAX	E-mail
<input type="checkbox"/> Contact is N/A			

Title III, Part A (LEP/Immigrant)	Name Linda Boragno-Dopp	Title Director of Alternative Pgms	Salutation Mrs.
	Phone	FAX	E-mail
<input type="checkbox"/> Contact is N/A			

2007-08 Consolidated Application Contact Pages

California Department of Education

Consolidated Application

Purpose: To maintain a complete listing of contact information for each district.		Agency: Tracy Joint Unified					
		CD code:	3	9	7	5	4
CDE Contact: Linda Parker -- (916) 319-0297 -- LParker@cde.ca.gov							
Title IV (SDFSC) and TUPE <input type="checkbox"/> Contact is N/A	Name Joan Stone	Title Coordinator of Prevention Svs	Salutation Mrs.				
	Phone (209) 830-3218 Ext.	FAX (209) 839-1723	E-mail jstone@tusd.net				
Cal-SAFE <input type="checkbox"/> Contact is N/A	Name Paul Hall	Title Director of Student Services	Salutation Mr.				
	Phone (209) 830-3280 Ext. 1601	FAX (209) 830-3284	E-mail phall@tusd.net				
Foster Youth Education Liaison	Name Paul Hall	Title Director of Student Services	Salutation Mr.2				
	Phone (209) 830-3280 Ext. 1601	FAX (209) 830-3284	E-mail phall@tusd.net				
Homeless Liaison	Name Paul Hall	Title Director of Student Services	Salutation Mr.2				
	Phone (209) 830-3280 Ext. 1601	FAX (209) 830-3284	E-mail phall@tusd.net				
Rural Education Achievement Program (REAP) <input type="checkbox"/> Contact is N/A	Name Linda Boragno-Dopp	Title Director of Alternative Pgms	Salutation Mrs.				
	Phone (209) 830-3210 Ext. 1050	FAX (209) 830-3209	E-mail lboragno-dopp@tusd.net				
School Safety & Violence Prevention AB 1113, 1999	Name Paul Hall	Title Director of Student Services	Salutation Mr.2				
	Phone (209) 830-3280 Ext. 1601	FAX (209) 830-3284	E-mail phall@tusd.net				