

AccelerateU Student Guide

(A helpful tool for coaches, counselors and parents too)

Inside:

How to use Genius (student management system)

How to use Buzz (student learning system)

WELCOME TO ACCELERATEU!



Please reach out to us anytime you need assistance

Mike Morone:

Administrator of Online Instruction

Mike.Morone@edutech.org

315-332-7331 phone

315-359-8355 cell

Kelly Zimmerman

Coordinator of Online Instruction

Kelly.Zimmerman@edutech.org

315-332-7552 phone

315-359-0721 cell

TABLE OF CONTENTS

Genius

Genius at a glance.....	4
Welcome email.....	5
Genius dashboard.....	6
Course information.....	7
Messages.....	8
Contacts.....	9
Edit account.....	10
Contact school.....	11
External links.....	12

Buzz

Buzz at a glance.....	13
Course information.....	14
Course cards.....	15
Using the house icon.....	16
Gradebook.....	17
Activities.....	18
Navigating your class.....	19
How to do a dropbox submission.....	20
Add video or recording.....	21

Other

Tech Tips (if you can't log in try this!).....	22
Tips for success in an online course.....	23

HOW TO LOG INTO YOUR ACCELERATEU CLASS

Option 1 – Go to your welcome email

Counselors/Guardians: Print this for Test Student now, so there is no delay in starting

Your school has enrolled you in the online course: Z Test course

Duration: 11/22/2022 to 4/11/2023

Adviser: Test Z Coach, kelly.zimmerman@edutech.org

Teacher: Test Z Teacher

[Log in here](#) to start working right away.

Username: teststudent

Password: Test2022!

To change your password, use the "Edit Account" option.

AccelerateU Contract - you MUST agree to:

- Follow your school's Code of Conduct and Acceptable Use Policy (AUP)
- Work in your course 3-5 times per week for at least 3+ hours per week
- Communicate with us regularly and respond to emails within 24 hours
- Never copy anyone else's work or provide answers to anyone
- Never use online language translation programs
- Refrain from intimidation, harassment, bad language, and bullying
- Be sure to cite the works of others if you use permitted Internet sources.

Option 2- Log in at ACCELERATEU.ORG

AccelerateU - Online Courses

AccelerateU offers 300+ online, asynchronous courses for NYS students. Our courses are facilitated by our teachers, with tech support provided by our staff. **Students work independently**, guided by due dates and weekly progress reports. We also offer online real-time tutoring for students in our Regents courses.

Whether it's for a **single course** or an **entire class**, AccelerateU staff and teachers are happy to work with your district.

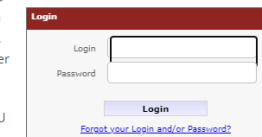
Each one-semester course costs \$754 per student, which is aidable. 0 to 7 days no charge for enrollments dropped in this time frame. 8 to 28 days charge of \$50 for enrollments dropped in this time frame.

AccelerateU meets **NYS Part 100.5d10** requirements for online and blended learning.

AccelerateU Staff

Mike Morone, Administrator
Kelly Zimmerman, Coordinator
Rich Yeomen, Edutech Data Protection Officer
Dr. Kelli Eckdahl, Director of Edutech
and 34 part-time online teachers

Student / Staff Login



What do kids think?

Below is summary data of exit surveys since 2015-16.

- Please rate your online learning experience.
- Would you take another AccelerateU course?
- What was the online learning experience like?

Resources

- AccelerateU Guide
- Registering Students
- Student Contract
- RWADA Projected Aid Ratios
- Sample Cross Contract
- Video- How to Access AccelerateU Courses
- Video- How to Use Genius
- Video- Course Information
- Video- Activities in Buzz
- Video- Navigating Your Course

EduData
Instructional Technology
AccelerateU - Online Courses
Register a Student
Contact Us
Course List
Course Costs
How it works
Supporting Students
Learning Technology Grant
Data Security
Special Education
Cafeteria
Project Coordination
LAKENet
DocuShare
Joint Technology Coordinators Meetings
Finance Applications

GENIUS DASHBOARD

This is your course dashboard in Genius. When you log in, this is where you will be taken. Click the launch button to go into your course. Click on Messages and Announcements at the top right to see information.

For each class you take, there is a course card. It tells you your current grade, start and end date, actual and expected work completed, how many days are left in your course and how many minutes you have spent in the course. If you click on your teacher's name, you can learn more about your online teacher as well as launch into your class and send your teacher an email.

The screenshot shows the AccelerateU.org Genius Dashboard. A pink arrow points to the 'AccelerateU.org' logo at the top left. Another pink arrow points to the 'Announcements' and 'Messages' links at the top right. A third pink arrow points to the 'LAUNCH' button on the course card. A fourth pink arrow points to the 'Activity' section header. The course card for 'Physics, semester 1 of 2 (requires labs)' by Mark Pellegrino shows a 94.59% grade, a progress bar for 35 of 48 actual minutes, and a 'LAUNCH' button. The activity table below lists recent activities.

AccelerateU.org
Online learning in New York State, from EduTech

Dashboard
Upload files
Mentor Information
Course Information
View Transcript
Messages
Contacts
Edit Account
MFA
Contact School
External Links

Announcements Messages

Dashboard

This student is currently enrolled in 1 course

Physics, semester 1 of 2 (requires labs)
Mark Pellegrino
Sep 07, 2022 - Jan 11, 2023

94.59%

Actual: 35 of 48
Expected: 32 of 48

37d left LAUNCH 1580 min

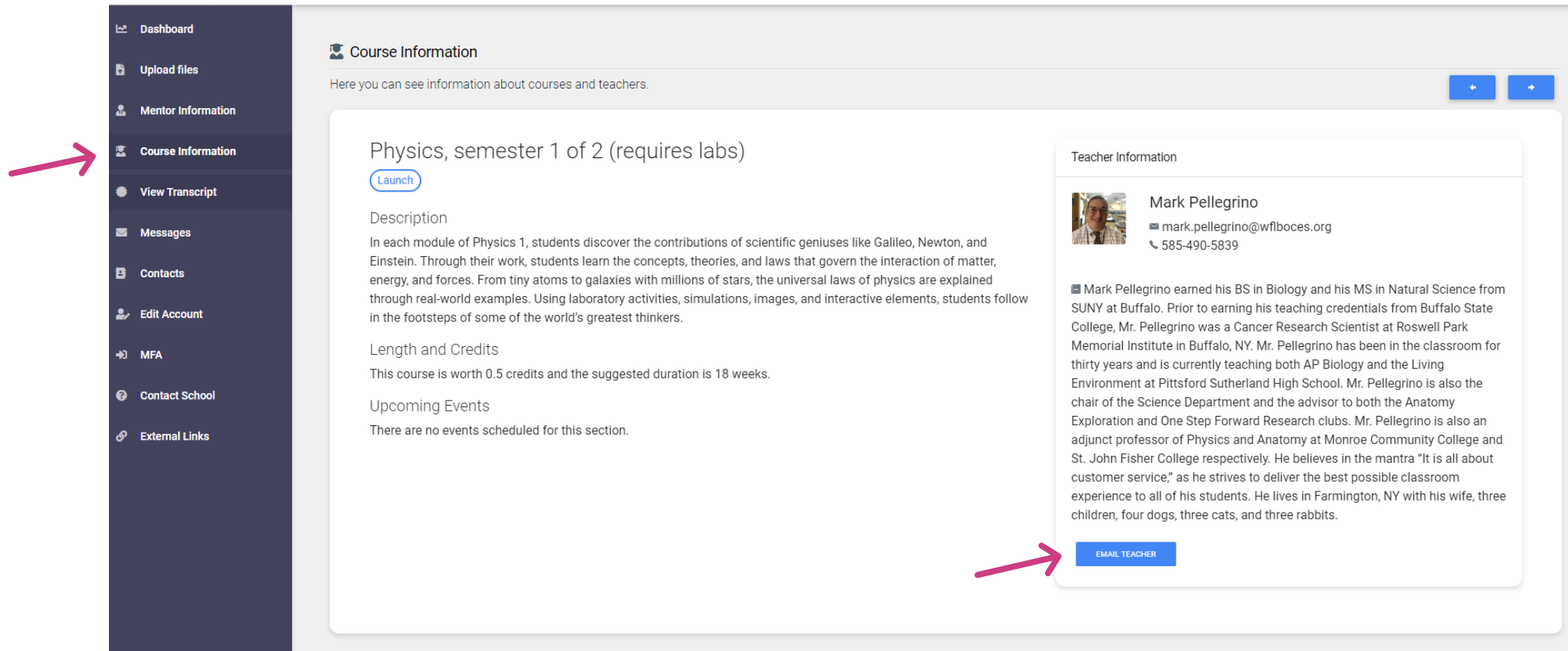
Activity

These are the latest activities for this student:

Course	Time	Minutes
Physics, semester 1 of 2 (requires labs)	12/4/2022 10:25:12 AM	10.33
Physics, semester 1 of 2 (requires labs)	12/1/2022 8:11:19 PM	1.67
Physics, semester 1 of 2 (requires labs)	12/1/2022 8:05:46 PM	5.48
Physics, semester 1 of 2 (requires labs)	12/1/2022 8:02:29 PM	3.18
Physics, semester 1 of 2 (requires labs)	12/1/2022 8:01:16 PM	1.20

Course Requests

There are no courses requested by this student.



Course Information

Here you can see information about courses and teachers.

Physics, semester 1 of 2 (requires labs)


[Launch](#)

Description
In each module of Physics 1, students discover the contributions of scientific geniuses like Galileo, Newton, and Einstein. Through their work, students learn the concepts, theories, and laws that govern the interaction of matter, energy, and forces. From tiny atoms to galaxies with millions of stars, the universal laws of physics are explained through real-world examples. Using laboratory activities, simulations, images, and interactive elements, students follow in the footsteps of some of the world's greatest thinkers.

Length and Credits
This course is worth 0.5 credits and the suggested duration is 18 weeks.

Upcoming Events
There are no events scheduled for this section.

Teacher Information

 **Mark Pellegrino**
✉ mark.pellegrino@wfboces.org
☎ 585-490-5839

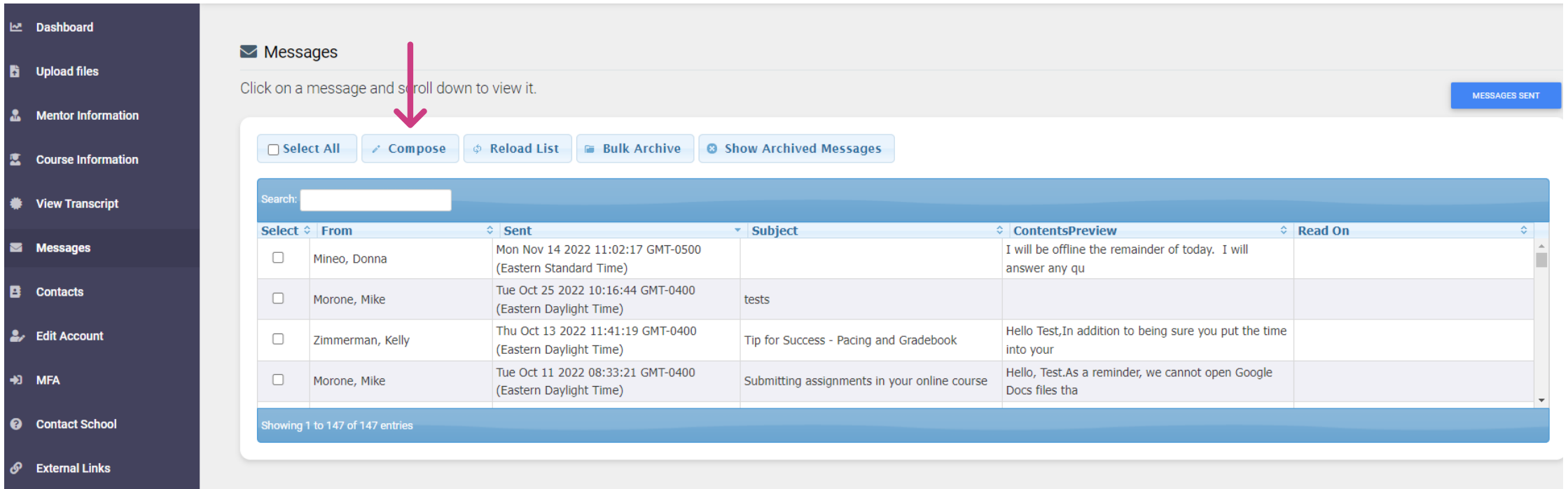
Mark Pellegrino earned his BS in Biology and his MS in Natural Science from SUNY at Buffalo. Prior to earning his teaching credentials from Buffalo State College, Mr. Pellegrino was a Cancer Research Scientist at Roswell Park Memorial Institute in Buffalo, NY. Mr. Pellegrino has been in the classroom for thirty years and is currently teaching both AP Biology and the Living Environment at Pittsford Sutherland High School. Mr. Pellegrino is also the chair of the Science Department and the advisor to both the Anatomy Exploration and One Step Forward Research clubs. Mr. Pellegrino is also an adjunct professor of Physics and Anatomy at Monroe Community College and St. John Fisher College respectively. He believes in the mantra "It is all about customer service," as he strives to deliver the best possible classroom experience to all of his students. He lives in Farmington, NY with his wife, three children, four dogs, three cats, and three rabbits.

[EMAIL TEACHER](#)

Course information is where you can see information about courses and your teachers. You can also get here by clicking on your teacher's name in the dashboard. If you are taking multiple classes, click the arrows on the top right to see course information for your other classes.

You can email your teacher by clicking the email teacher box at the bottom of the Teacher Information Bio in addition to the Messages tab.

MESSAGES ARE SENT IN GENIUS



Messages

Click on a message and scroll down to view it.

☐ Select All

Search:

Select	From	Sent	Subject	ContentsPreview	Read On
<input type="checkbox"/>	Mineo, Donna	Mon Nov 14 2022 11:02:17 GMT-0500 (Eastern Standard Time)		I will be offline the remainder of today. I will answer any qu	
<input type="checkbox"/>	Morone, Mike	Tue Oct 25 2022 10:16:44 GMT-0400 (Eastern Daylight Time)	tests		
<input type="checkbox"/>	Zimmerman, Kelly	Thu Oct 13 2022 11:41:19 GMT-0400 (Eastern Daylight Time)	Tip for Success - Pacing and Gradebook	Hello Test, In addition to being sure you put the time into your	
<input type="checkbox"/>	Morone, Mike	Tue Oct 11 2022 08:33:21 GMT-0400 (Eastern Daylight Time)	Submitting assignments in your online course	Hello, Test. As a reminder, we cannot open Google Docs files tha	

Showing 1 to 147 of 147 entries

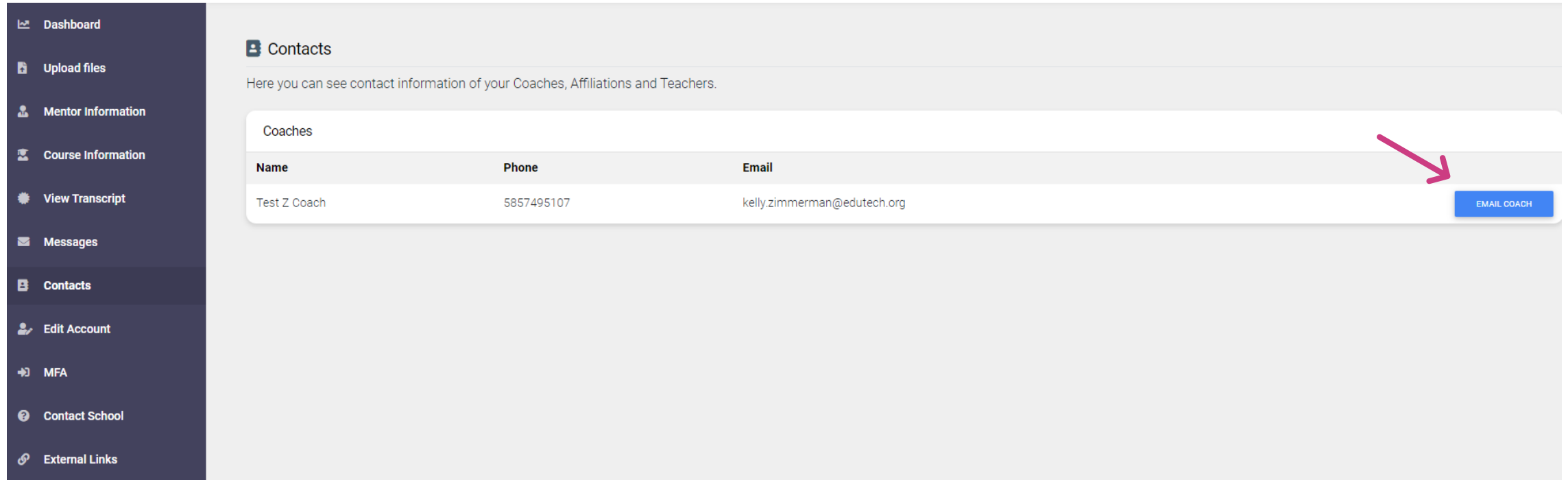
MESSAGES SENT

All communication happens through MESSAGES in Genius.

Check each day for updates or new messages from your teacher, Mr. Morone or any of the AccelerateU staff.

To send a message, click the COMPOSE button at the top of the Messages box and type in part of the person's name.

CONTACTS



Contacts

Here you can see contact information of your Coaches, Affiliations and Teachers.

Coaches

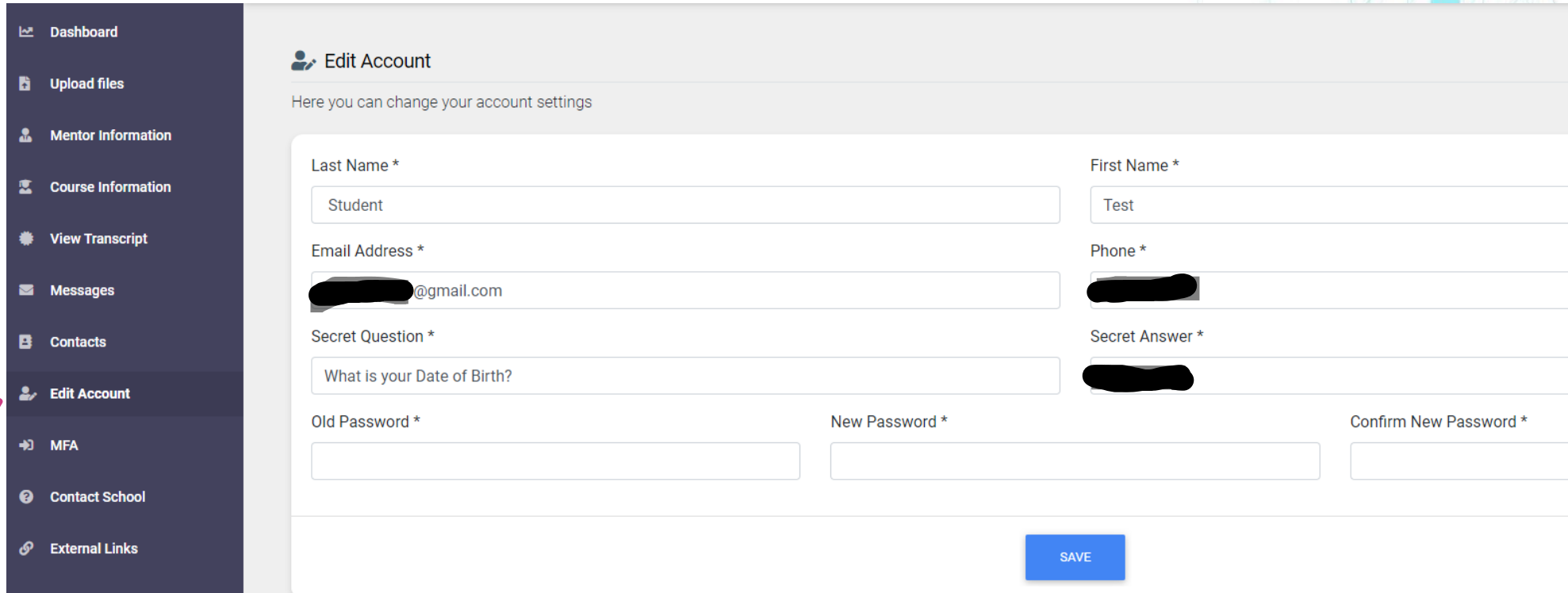
Name	Phone	Email
Test Z Coach	5857495107	kelly.zimmerman@edutech.org

[EMAIL COACH](#)

Contacts is another place you can see your coach's information just like in the Mentor tab. You can click email coach to send them a message.

Your coach(es) are people at your home school who are supporting you and/or monitoring you in your AccelerateU class.

EDIT ACCOUNT (CHANGE YOUR PASSWORD)



Edit Account

Here you can change your account settings

Last Name *
Student

First Name *
Test

Email Address *
[redacted]@gmail.com

Phone *
[redacted]

Secret Question *
What is your Date of Birth?

Secret Answer *
[redacted]

Old Password *
[redacted]

New Password *
[redacted]

Confirm New Password *
[redacted]

SAVE

Make it Eight Characters

COPY AND PASTE YOUR OLD PASSWORD

Capital letter.

Lowercase letter.




Number.

Symbol.

Examples: Dog2022# 2022#Dog #Dog2022

CONTACT SCHOOL

This is a way you can send a message to AccelerateU administrators with questions, issues or concerns.



Dashboard

Upload files

Mentor Information

Course Information

View Transcript

Messages

Contacts

Edit Account

MFA

Contact School

External Links

Contact School

Please send us your question or concern and we will reply as soon as possible.

From:
Test Student

Priority:
Select...

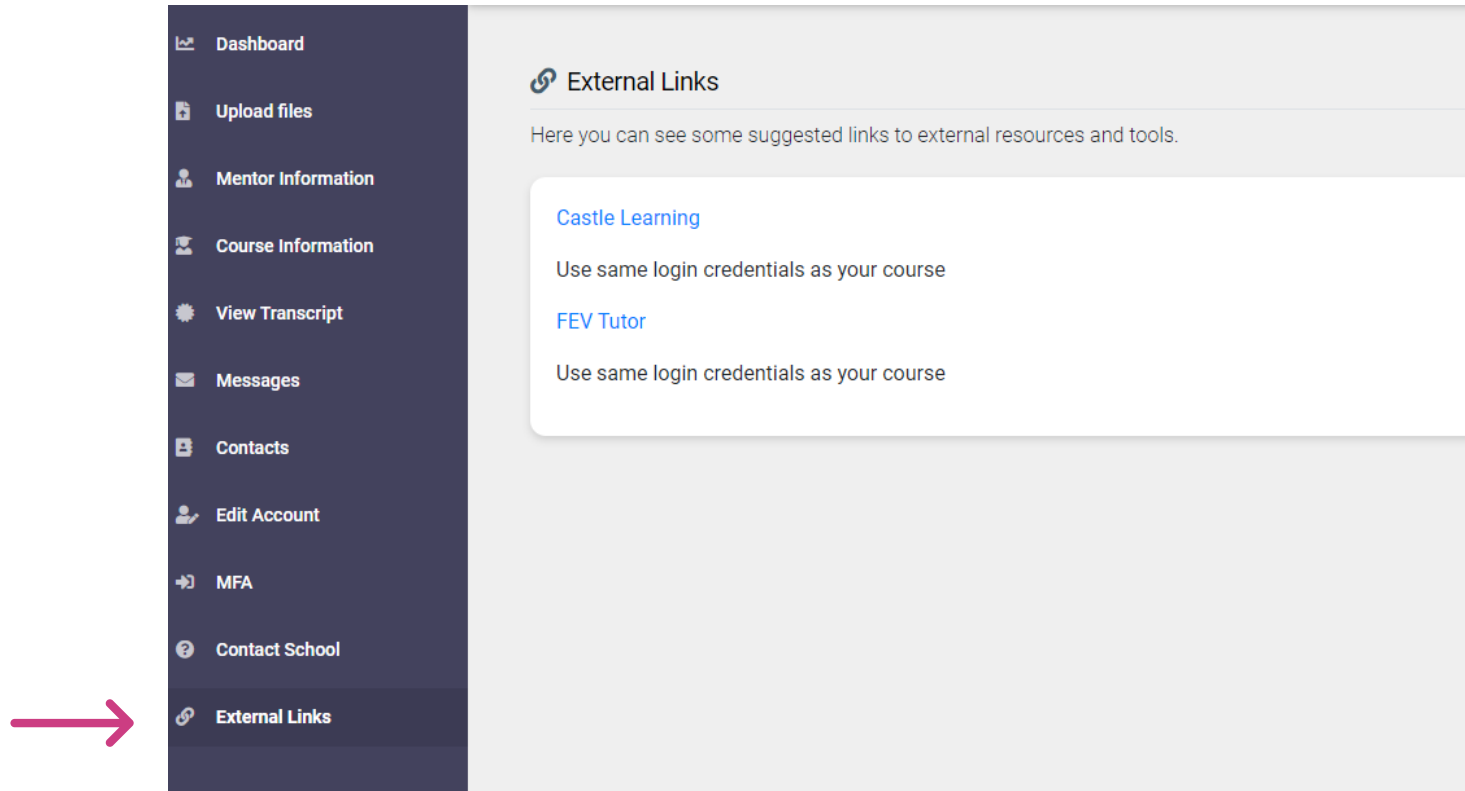
Subject:

Message:

Paragraph Font Size Color B I U abc

SEND

EXTERNAL LINKS



If you use **Castle Learning** in your course, you can access it here.

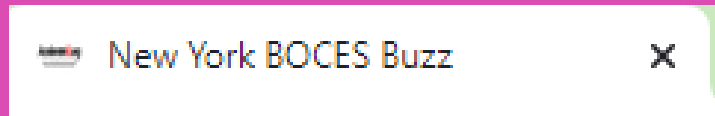
All English, Social Studies, Math and Science courses can use **FEV Tutor** for support.

Go to FEVTUTOR.com or click on the link.

BUZZ LEARNING MANAGEMENT SYSTEM

(Think Google Classroom)

This is what the Buzz window tab looks like -



Buzz is where you will-

- Do Units, Lessons, and Activities
- See your gradebook and due dates
- See your to-do list and calendar
- Upload assignments and take exams

COURSE INFORMATION - 3 PARTS

Student App

COURSES TO-DO LIST ACTIVITY STREAM

1. Course Cards-
This student is enrolled in three classes.
Click on the course card to go to your course.

Wednesday, December 7, 2022

ANNOUNCEMENTS

AccelerateU online courses

For tech support, contact [Mike Morone](#) at (315) 332-7331

Economics, one semester
11/28/22 - 4/14/23
95.38% 265m
Current score Progress

English 12, semester 1 of 2
11/28/22 - 4/14/23
96.29% 250m
Current score Progress

Physical Education 1, one semester (requires supervision)
11/28/22 - 4/8/23
98.44% 159m
Current score Progress

Don't forget to read your announcements

Student App

COURSES TO-DO LIST ACTIVITY STREAM

2. To-Do List-
This list shows past due assignments that need to be completed.

Q Search

- 01.01 How Do I Plan for Success Pre-Assessment (optio...
Economics, one semester
Past due: Last Thursday
- 01.00 Play and Plan Pretest
Physical Education 1, one semester (requires supervision)
Past due: Last Monday

Student App

COURSES TO-DO LIST ACTIVITY STREAM

3. Activity Stream-
See notifications of when you submitted an assignment or when a teacher graded an assignment.

Course All

TODAY

You have received an updated score in Physical Education 1, one semester
Dec 7, 2022, 5:15:49 AM
01.00 Play and Plan Pretest
0%

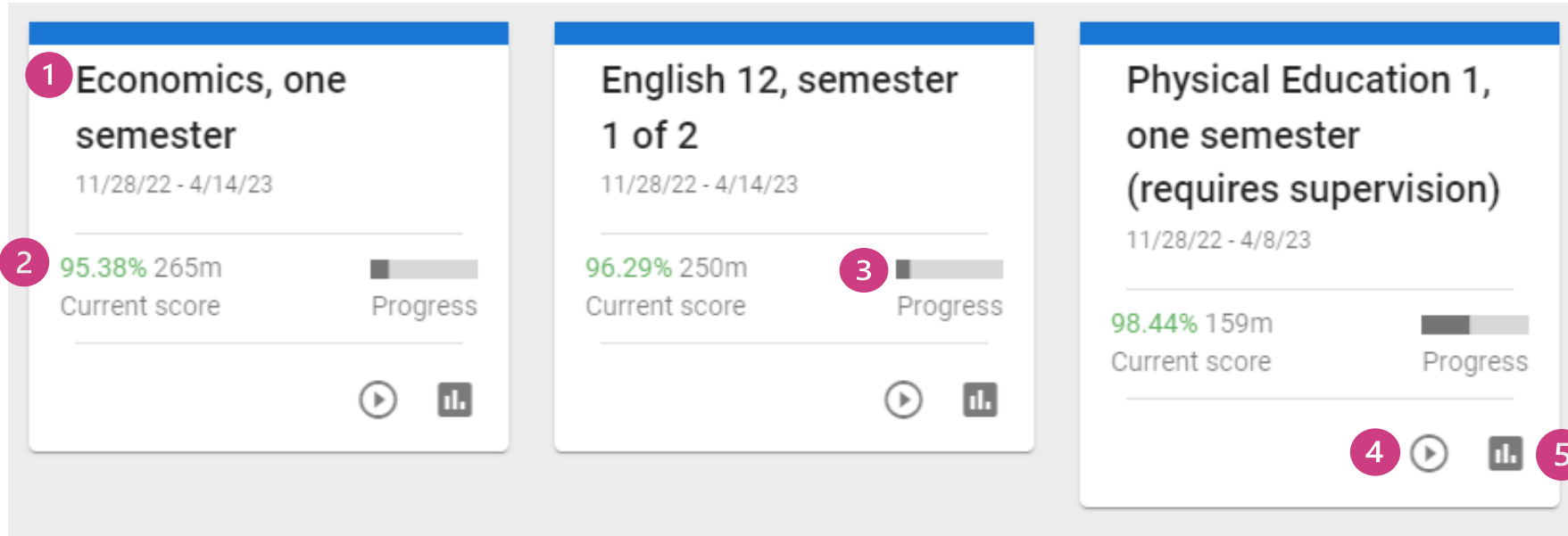
YESTERDAY

Ann Staiger updated a score in Economics, one semester
Dec 6, 2022, 4:34:31 PM
01.09 Module One Exam
90.47%
View feedback

You submitted an activity in Economics, one semester
Dec 6, 2022, 4:16:56 PM
01.09 Module One Exam

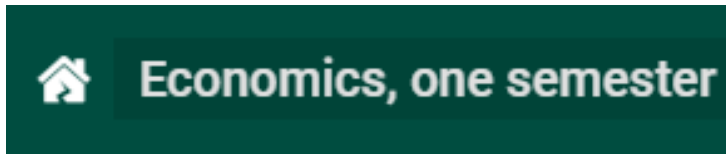
You submitted an activity in Economics, one semester
Dec 6, 2022, 3:55:27 PM
01.07 The Green and What It Means Quiz
100%

COURSE CARDS

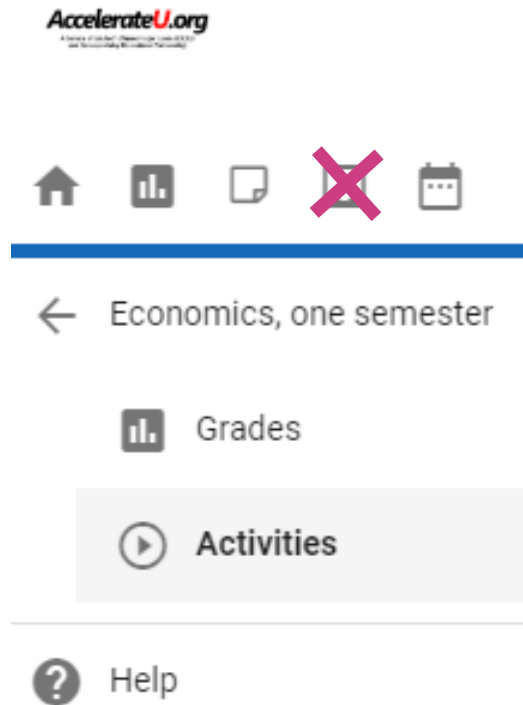


1. Course title. Clicking anywhere takes you to your class.
2. Current grade and minutes spent logged in course.
3. Course progress. Percent of gradable activities that have been completed.
(Don't get behind. Zeroes will count as completed until you do the activity)
4. Course activity button. This will also take you to your class Activities.
5. Course gradebook button. This will take you to your class gradebook.

NAVIGATING IN BUZZ



Click on the house icon to Toggle between your Gradebook and Activities



You can also click:

 = STUDENT app

 = GRADES

 = NOTES

 = CALENDAR

 (DON'T USE COMMUNICATION IN BUZZ. ONLY USE MESSAGES IN GENIUS.)


BUZZ GRADEBOOK


Gradebook Summary-

- Current grade and minutes logged into course
- Course start and end date
- Percent of activities completed

Score: 68.14% 857m

Schedule: Sep 23, 2022 - Jan 31, 2023 (2 months remaining)

 58.33% of gradable activities completed (56 of 96)



















 62.25% of all activities completed (94 of 151)

Gradebook-

- Score in **Green** = passing **Red** = failing
- Green checkmark = completed (0 in the gradebook is marked as completed. Go back and complete it!!)
- Speech bubble = teacher left comments
- Swirl with arrow = retry allowed
- Submitted date in **green** = on time **Red** = late
- Follow the target due dates to stay on track with your course.

Score	Status	Submitted date	Target due date
100%	✓	🕒 Oct 21, 2022	Oct 17, 2022
40%	✓	🕒 Oct 24, 2022	Oct 18, 2022
80%	✓🗨	🕒 Oct 28, 2022	Oct 19, 2022
40%	✓	🕒 Oct 28, 2022	Oct 19, 2022
0%	✓🕒🗨	🕒 Oct 31, 2022	Oct 20, 2022
100%	✓	🕒 Oct 31, 2022	Oct 21, 2022
100%	✓	🕒 Oct 31, 2022	Oct 24, 2022
100%	✓	🕒 Nov 2, 2022	Oct 24, 2022
82.5%	✓🗨	🕒 Nov 2, 2022	Oct 25, 2022

ACTIVITIES WHERE ALL OF YOUR LEARNING HAPPENS

MODULE OR UNIT	→	 Exploring Themes and Ideas
EXPAND FILE TO SEE CONTENTS	→	 The Art and Craft of Writing
 LEARNING LESSON	→	 Novel Guide Reminder #2
		 The Art and Craft of Writing: Are You Ready?
		 Figures of Speech
 ASSESSMENT- QUIZ OR TEST	→	 Figures of Speech Quiz
		 Analyzing Figures of Speech
		 Analyzing Figures of Speech Quiz
		 Describing Tone
		 Describing Tone Quiz
		 Analyzing Tone
		 Analyzing Tone Quiz
		 Planning Fiction
		 Planning Fiction Quiz
 ASSIGNMENT OR ACTIVITY	→	 Planning Fiction Assignment

NAVIGATING WITHIN A LESSON

Back – goes to activities

Next/previous activity
Takes you out of lesson

IMPORTANT!!!

There are 5 pages in this lesson
Click the arrows or the down arrow
to view all pages

Course home
Helpful tips on getting
started and navigation

For you to take notes

The screenshot shows a lesson interface for '06.01 The Weight Epidemic' under the course 'Health, one semester / Module 06: Play For Life'. The top navigation bar includes a back arrow, a document icon, the lesson title, and a user profile icon. Below this is a secondary navigation bar with 'MENU', 'NOTES', 'GLOSSARY', 'PRINT', and 'VIDEOS'. A '1 of 5' indicator and navigation arrows are also present. The main content area features a 'HOPE : PLAY FOR LIFE : 06.01 THE WEIGHT EPIDEMIC' header, an 'Objectives' section with a key icon, and a list of objectives. Below this is the 'Overweight vs. Obesity' section with descriptive text, followed by 'Child and Adolescent BMI Ranges' which includes two BMI charts for girls and boys aged 2-20. The interface is flanked by a dark blue sidebar on the left and a dark grey sidebar on the right.

Important!!!

Inner Scroll
Bar:
Scroll down
all the way to
view the entire
lesson page

Outer Scroll
Bar:
Scroll down
all the way to
see entire
screen and
options

< PREVIOUS ACTIVITY

Previous Activity – Make sure you have viewed all pages of the lesson
before continuing

Next Activity – don't click until you have viewed the entire lesson

NEXT ACTIVITY >

HOW TO DO A DROPBOX SUBMISSION

Submission

[VIEW GRADE DETAILS](#)

Target due: Wednesday

My comments

1

Click this Plus sign to....

Add a short answer response or copy and paste or to add an audio/video file.

(Does not save for you to work on later)



Add your comments here

2

Or... click on this plus sign to attach a file.
PDF or Microsoft Word Documents
DO. NOT. ATTACH. GOOGLE DOCS!!



SUBMIT MY WORK



3

When you are ready, click SUBMIT MY WORK

Add a Video or Audio Recording

Submission

Target due: 12/20/22

[VIEW RUBRIC](#)

[VIEW GRADE DETAILS](#)

The screenshot shows the submission editor interface. At the top, there's a toolbar with various icons for text formatting (bold, italic, underline, font color, background color), alignment, bulleted and numbered lists, indentation, link, unlink, insert image, insert video, insert audio, and a table. Below the toolbar is a large text area with a large grey plus sign in the center and the text "Add your comments here" below it. At the bottom right, there's a purple plus button and a purple "SUBMIT MY WORK" button.

1. Click the Grey plus sign to make the task bar appear
2. Click video or audio recording. You can record or upload
3. What Video Recording looks like
4. What Audio Recording looks like
5. You can record for up to 3 minutes. You can have as many attempts as you need. Review it when you are done. Click INSERT and SUBMIT MY WORK.

Submission

Target due: 12/20/22

[VIEW RUBRIC](#)

[VIEW GRADE DETAILS](#)

The screenshot shows the "Insert video" dialog box. It has a title bar with a close button. Below the title bar, there are two radio buttons: "Record" (selected) and "Upload". Below these is a purple "RECORD" button. In the center is a large black video player area. At the bottom, there are "CANCEL" and "INSERT" buttons. A purple plus button is visible on the right side of the submission editor.

Submission

Target due: 12/20/22

[VIEW RUBRIC](#)

[VIEW GRADE DETAILS](#)

The screenshot shows the "Insert audio" dialog box. It has a title bar with a close button. Below the title bar, there are two radio buttons: "Record" (selected) and "Upload". Below these is a purple "RECORD" button. In the center is a large black audio player area. At the bottom, there are "CANCEL" and "INSERT" buttons. A purple plus button is visible on the right side of the submission editor.

TROUBLE SHOOTING LOG IN ISSUES

IF YOU ARE HAVING TROUBLE LOGGING INTO YOUR ACCELERATEU CLASS,
THERE IS A VERY GOOD PROBABILITY THAT IT IS A SETTINGS ISSUE THAT IS EASY TO FIX.

Please use a Windows PC, Chromebook, or Macintosh for course work.
Other devices like cell phones and tablets do not always work well.

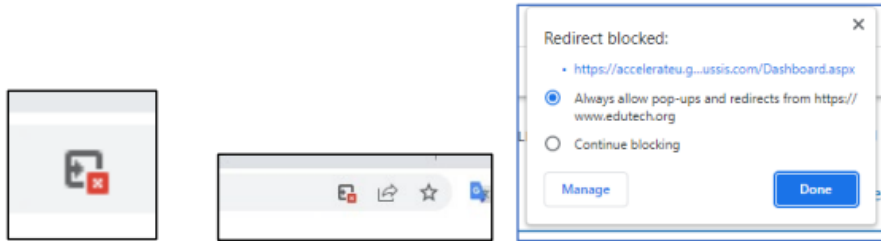
Use Google Chrome as the browser.
If Chrome is not available, use Microsoft Edge.

You may need to allow pop-ups and redirects, as shown below.

1

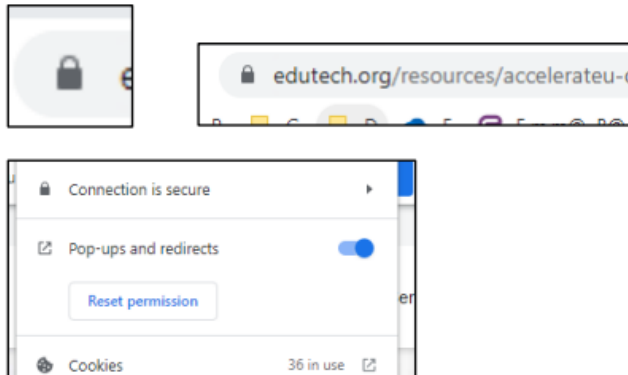
Pop-ups and Redirects

- Click on the icon in the top right corner of the URL line
- Select "Always allow pop-ups and redirects from..."



OR:

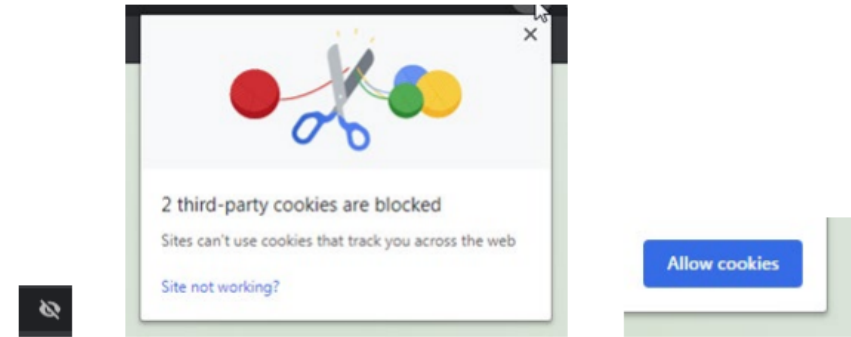
- Click on the lock icon in the top left corner of the URL line
- Move the slider to allow pop-ups and redirects



2

You may also need to allow cookies

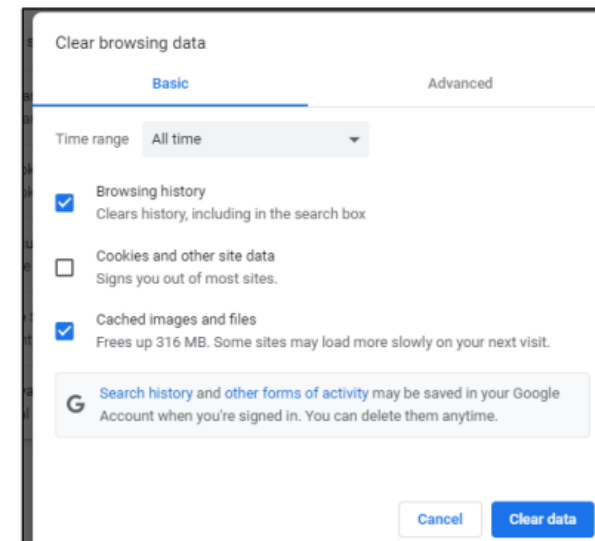
- Click eye icon in the top right corner of the URL line
- Click on "Site not working"?
- Click on "Allow cookies"
- Refresh your page



3

Additionally, you may need to delete your cache (browsing history)

Ctrl-Shift-Delete is the shortcut



Complete the orientation course

You can also look on the AccelerateU.org website for tutorial videos. If you don't know how to do something, ask us. We will send you step by step directions.

Work 3-5 hours per week

Read
Read the lessons.
Read the
instructions.

Ask for help when needed

Email or Message AccelerateU.
Go to your Coach and tell them you need help.
They will contact us if they can't assist.

Have local support

Who is your AccelerateU advocate at your home district?
Who can help you get help from AccelerateU when you don't know what to do?
Who is monitoring you and making sure that you are working on your class consistently?
We all need an advocate.

Work sequentially

Go in order and avoid jumping around.

Don't plagiarize

Respond to our messages