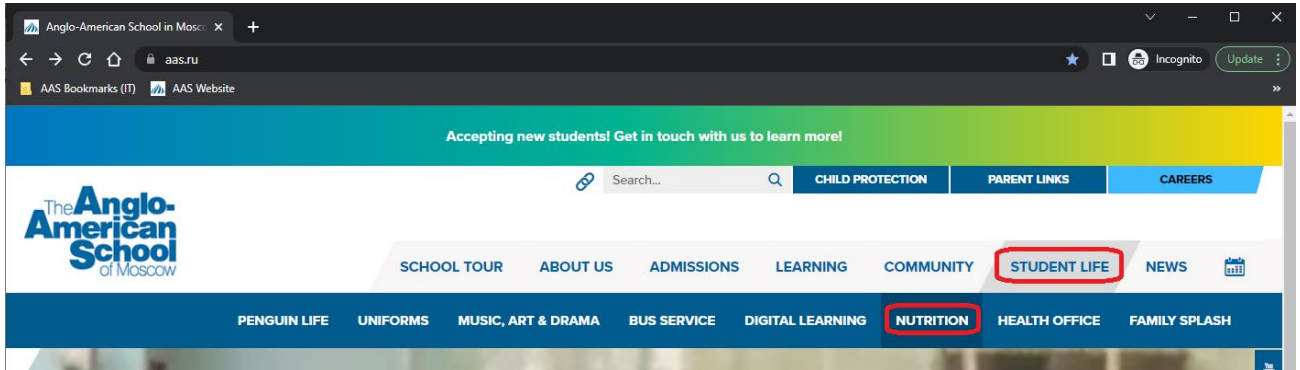


1. On the [AAS website](https://www.aas.ru) go to STUDENT LIFE → NUTRITION

На сайте <https://www.aas.ru> перейти в раздел STUDENT LIFE -> NUTRITION



2. Click on CHECK ACCOUNT BALANCE

Нажать CHECK ACCOUNT BALANCE

## NUTRITION AT AAS

Pre-Kindergarten have their lunches in the classroom.

Kindergarten to Grade 8 students have lunch at the cafeteria.

Pre-Kindergarten and Kindergarten parents are asked to [pre-order](#)

### Resources and Links

- [CAFETERIA PREPAYMENT FORM](#)
- [CHECK ACCOUNT BALANCE](#)
- [ES LUNCH PRE-ORDER FORM](#)

Orders can be made Thu-Sun

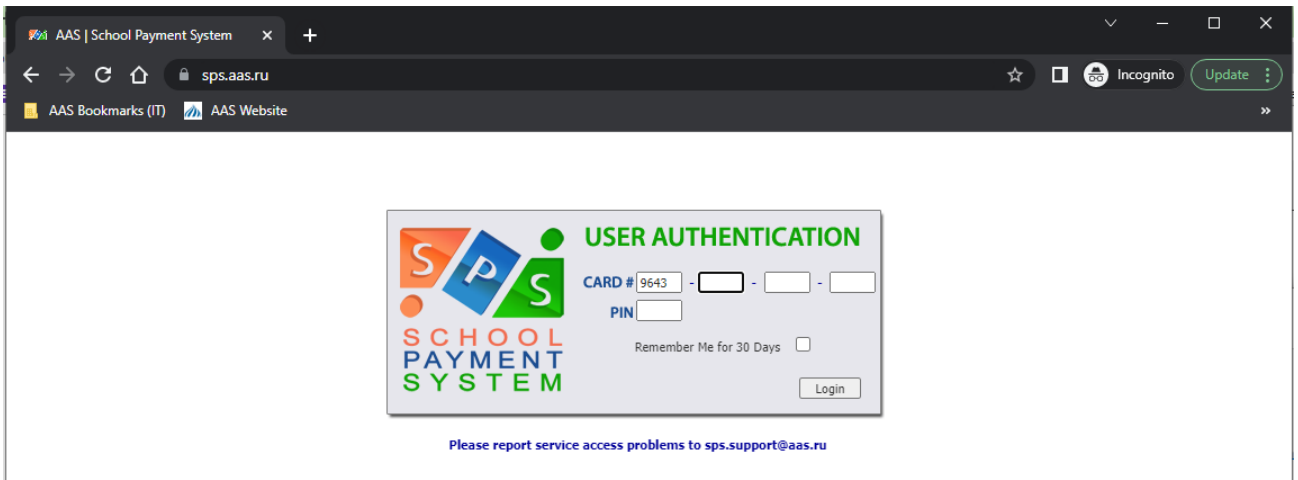
### Contact AAS Cafeteria

If you have any questions or problems placing your order or if you don't find your child's name in the list, please call  
**Mon-Fri 07:30-17:30**  
+7 (906) 743-88-12 (Phone or WhatsApp)  
Email: [mos.cafeteria@aas.ru](mailto:mos.cafeteria@aas.ru)

[DDCATERING.RU/CAFETERIA-AAS-MOSCOW](https://ddcatering.ru/cafeteria-aas-moscow)

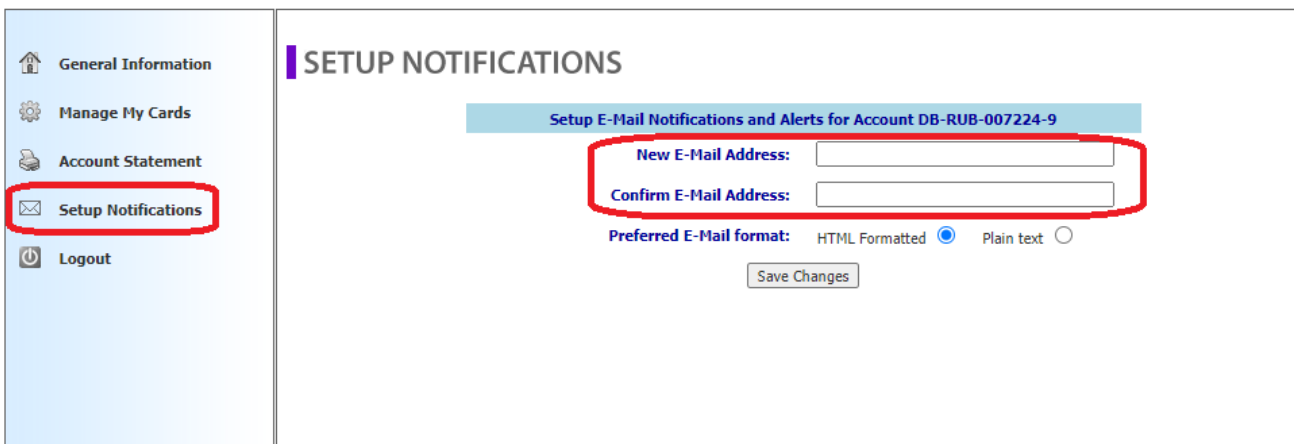
3. Enter 16-digit number, which you will see at the back of your Parent badge (the badge has the letter P in the top left-hand corner). Enter PIN-code 1234 (this is a default code, you can change it after you access the system).

Ввести 16 цифр с обратной стороны бейджа родителя (бейдж с буквой P в левом верхнем углу) и ввести пин (по умолчанию 1234, может быть изменен после входа)



4. Go to Setup Notifications and enter your email address twice. Press Save Changes.






Перейти в раздел Setup Notifications и дважды ввести адрес электронной почты и нажать Save Changes



You will receive a request on your email to confirm your email address. After your email has been verified, an option will appear in your account to set a low balance threshold. If the account reaches this limit, you will receive an alert on your email.

На электронную почту придет письмо для подтверждения адреса почты.

После подтверждения адреса, в личном кабинете вам станет доступна опция получения уведомлений о низком балансе. Установите комфортный порог баланса. Если баланс будет меньше установленной суммы, вам придет уведомление на электронную почту, и вы сможете пополнить баланс.

-  General Information
-  Manage My Cards
-  Account Statement
-  Setup Notifications
-  Logout

## SETUP NOTIFICATIONS

### Setup E-Mail Notifications and Alerts for Account DB-RUB-007224-9

Current E-Mail Address: **VERIFIED** @gmail.com

New E-Mail Address:

Confirm E-Mail Address:

Preferred E-Mail format: HTML Formatted  Plain text

Receive E-Mail Transaction Notifications:

Receive Low Balance Alerts:  (Current threshold is RUR 1,000.00)

Update Low Balance Threshold (RUR):

Receive Monthly Account Statements: