

ST. JOSEPH

SCHOOL DISTRICT

District Leadership

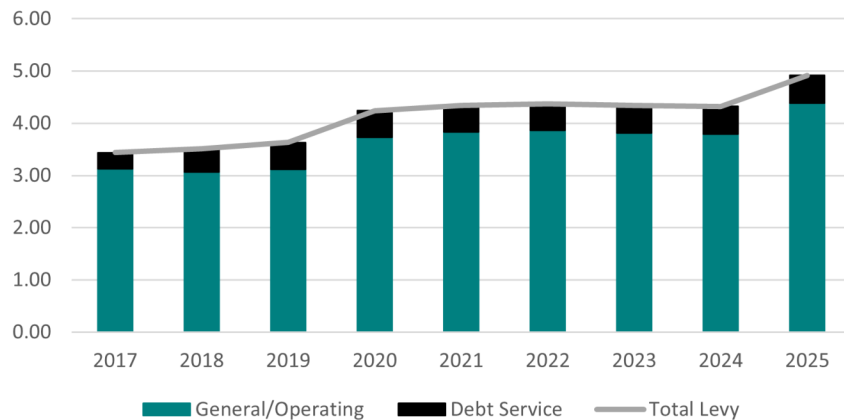
Dr. Gabe Edgar, Superintendent
 Dr. Ashly McGinnis, Asst. Superintendent
 Dr. Robert Sigrist, Asst. Superintendent
 Dr. Brian Kraus, Asst. Superintendent

Board of Education

LaTonya Williams, President
 Mike Moore, VP
 Ronda Chesney
 Isaura Garcia
 Rick Gehring
 Whitney Lanning
 Kim Miller

TAX RATE

Tax Rate *Current: \$4.9163*



CALCULATE YOUR TAX BILL

Step 1
 Market Value of Home x
 Residential Property Rate (19%) =
 Assessed Value

Step 2
 Assessed Value ÷ 100 =

Step 3
 Step 2 Total x Total Tax Rate
 (\$4.9163) =
 Amount Owed to SJSD

EXAMPLE

Market Value of Home: \$100,000

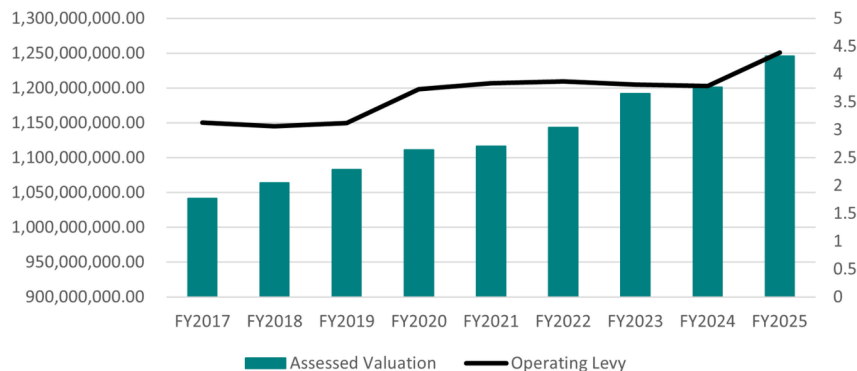
$\$100,000 \times 19\% = \$19,000$

$\$19,000 \div 100 = \190

$\$190 \times \$4.9163 = \$934.09$

ASSESSED VALUATION

Assessed Valuation with Operating Tax Levy



TELL ME MORE

Assessed Valuation has
 increased \$134 million since
 December 2020.

TOP 5 TAXPAYERS

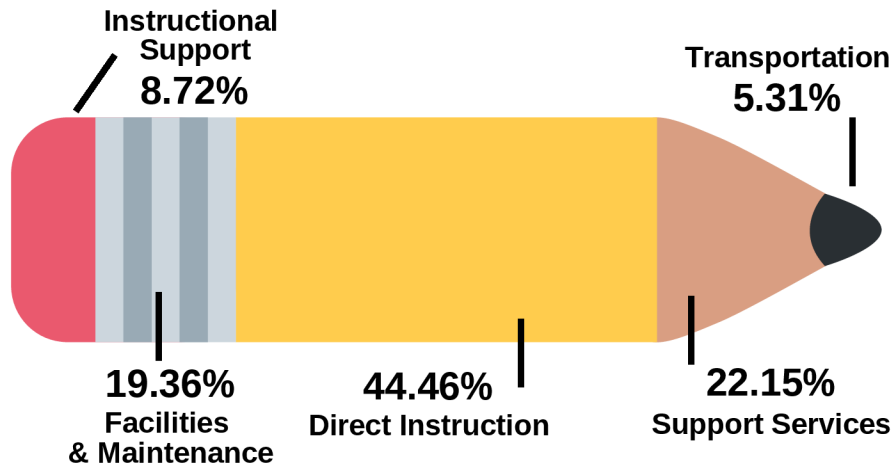
*Account for \$46.62M
 in assessed valuation
 in real estate*

1. Triumph Foods
2. Boehringer Ingelheim
3. Spire, Inc.
4. Missouri American Water
5. East Town LLC

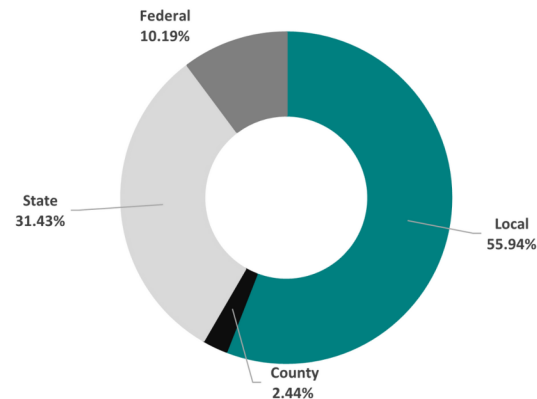
Learn more about the district's budget on our website: www.sjsd.k12.mo.us



HOW MONEY IS INVESTED



MAJOR REVENUES



Additional Breakdown



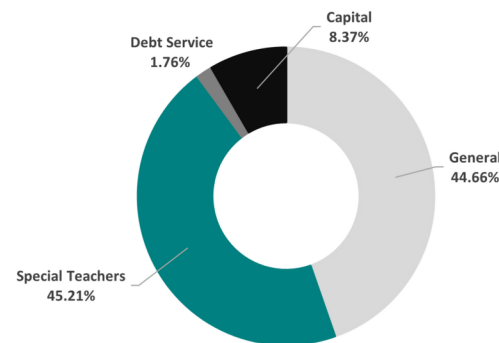
Taxes	39.43%
Basic Formula	22.58%
Prop C	9.83%
Gaming	3.56%

BUDGET SUMMARY

	CATEGORY	24-25 BUDGET	% OF BUDGET
Salary & Benefits	Certificated Salaries	57,355,585.51	34.61%
	Non-Certificated Salaries	27,239,644.61	16.44%
	Retirement	9,920,171.74	5.99%
	Medical Insurance	11,651,333.20	7.03%
	Other Benefits	3,711,246.01	2.24%
Operations	Professional Services	6,833,303.00	4.12%
	Other Purchase Services	8,644,485.99	5.22%
	Transportation	8,977,734.52	5.42%
	Supplies	14,593,699.83	8.81%
Other	Capital Projects	11,302,867.97	6.82%
	Debt Payments	5,486,404.61	3.31%

Grand Total: \$ 165,716,476.99

BUDGET BY FUNDS



General (Incidental) Fund:
Includes all financial resources except those required to be accounted for in other funds.

Special Revenue (Teachers') Fund:
Includes revenue sources legally restricted to expenditures for certified staff salaries and benefits, and tuition payments to other school districts.

Capital Projects Fund:
Includes all facility acquisition, all construction, all lease purchase principal and interest payments, and all other capital outlay expenditures.

Debt Service Fund:
Includes the accumulation of resources for, and the payment of, general long-term debt principal, interest, and paying agents' fees.

SJSD ENROLLMENT*

2021	10,656
2022	10,538
2023	10,590
2024	10,538
2025	10,417

*includes Pre-K