

COVID Connect 2





We are excited to inform you that we are participating in the Wisconsin Department of Health Services' newest COVID-19 testing system: COVID Connect 2.


What is COVID Connect 2?

Just like the original COVID Connect, COVID Connect 2 is designed to streamline COVID-19 test registration and results notification. Some of the new features include:

- A **one-time patient registration**, no need to register for each test.
- Parents/guardians have **access to their children's test results** by linking the accounts.
- **Patients will have access to their test results inside their account**, which are automatically available in COVID Connect 2 once they are received from the lab.

Next Steps

 Scan the QR Code or use the URL to open the website.	 Create your account.	 Create your children's accounts.	 Use your account to check your family's test results.
---	---	---	--



Creating your Account

- Go to the COVID Connect 2 Homepage.
- Select "Create an Account" at the bottom of the web page.
- Click on the "Self" button to create your account.
- Create your account's username and password.
- Follow the instructions to add your registration information.
- After signing the consent, you will be able to review your information. Click "Register" to create your account and proceed to your profile.
- Click on the user icon in the upper-right-hand corner to sign out.



<https://covidconnect2.wi.gov/#/login>

COVID Connect 2



WISCONSIN DEPARTMENT
of HEALTH SERVICES