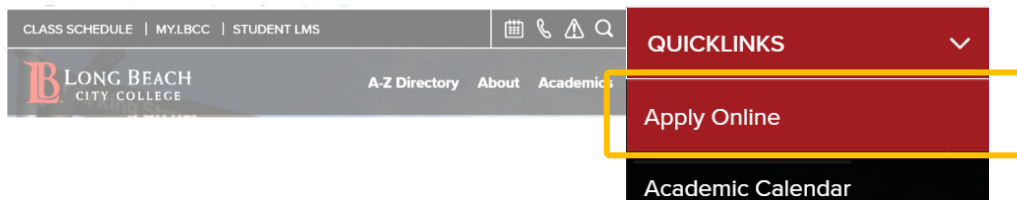


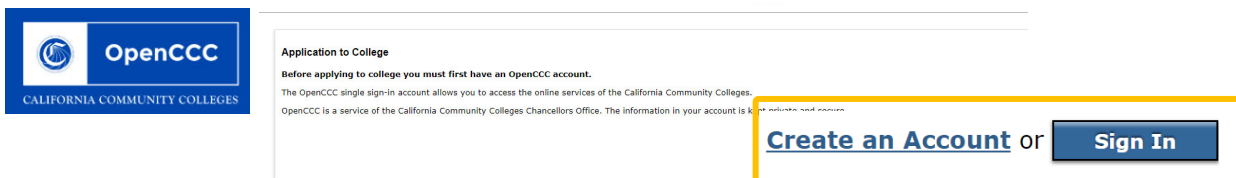
### Step 1: Visit LBCC Website



- Access the LBCC Admissions Application at <https://www.lbcc.edu/>
  - Click on the [Apply Online](#) link under QUICKLINKS drop-down menu.
- 

### Step 2: Create CCC Apply Account User name and Password

This is not your VIKING ID or LBCC Student Number

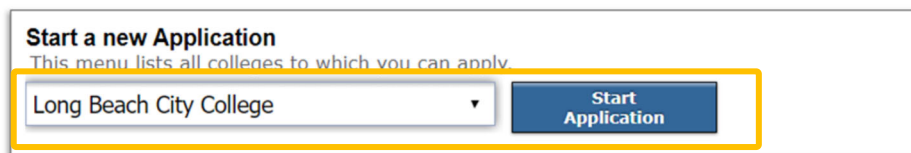


- If you have never attended a CA Community College, click [Create an Account](#)
  - The following will be provided only:
    - CCC Apply Username
    - CCC Apply Password
    - CCC Apply PIN
- 

### Step 3: Login and start LBCC Admissions Application

You will use your CCC Apply Log-in information for this step.

- Sign into the CCC Apply Application Account  
<https://www.opencccapply.net/uPortal/render.userLayoutRootNode.uP>  
Log in with the username and password created in Step 2
- After signing in choose “Long Beach City College” from the drop-down menu of colleges and select [Start Application](#)





## Step 4: Complete and Submit LBCC Application

**Enrollment Information**

Introduction

Enrollment Information

Account/Mailing Information

Personal Information

Education

Citizenship/Military

**Enrollment Information for Long Beach City College**

Term Applying For

Educational Goal  
 Obtain an associate degree and transfer to a 4-year institution

Intended Major or Program of Study  
 Dual High School/College Enrollment

Select the term, **depending on** when your courses begin,

FALL = August –December

SPRING = February –June

SUMMER = June-July

- Select the term (see notes)
- Intended Major or Program of Study is **Dual High School/ College Enrollment**.
- You may select any option for Educational Goal.
- Ensure all tabs have a green check mark.
- Review and submit your LBCC Admissions Application
- Within 24-72 hours your **LBCC Viking Student ID number** will be sent via email (It is a 7-digit number that starts with a "0").

## LBCC APPLICATION LOG IN INFORMATION



### Log-In Information

CCC ID: \_\_\_\_\_

Username: \_\_\_\_\_

Password: \_\_\_\_\_

PIN: \_\_\_\_ \_

**CCC APPLY ID has**  
**letters and numbers(LBC1234)**

Will be received instantly, via email, after creating an account.



### LBCC Log-In Information

VIKING ID: \_\_\_\_\_

Password: \_\_\_\_\_

**VIKING ID has**  
**all numbers(1234567)**

Will be received 24-48 hours after completing admissions application