



K-8 ELA

# SUPPORTING SCHOLARS AT HOME: BIG IDEAS K-8 LANGUAGE ARTS

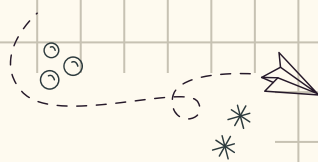
Lisa Allen, ELA Coordinator

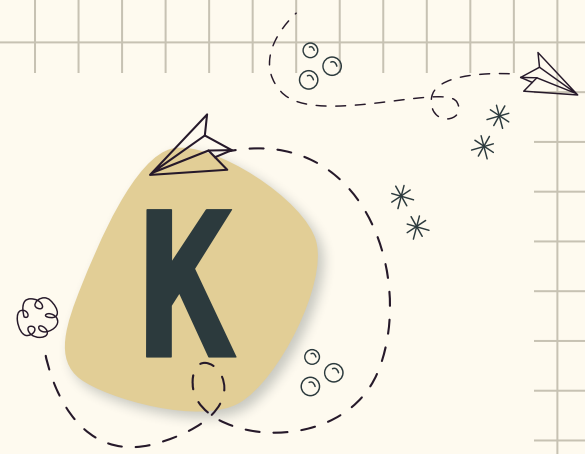
# BIG IDEAS AND THE ELA STANDARDS

**FOCUS:** At each grade level, there are big ideas that are the focus of 70-75% of student learning.

**COHERENCE:** Within a grade-level and in between grade levels, the big ideas help connect student learning.

**RIGOR:** Attained by instilling conceptual understanding through the domains of literacy, having students matched appropriately with text and task to ensure they are stretching to their maximum with the proper scaffolds in place.





# LOOKING AT THE BIG IDEAS & CONCEPTS IN KINDERGARTEN





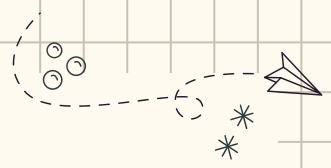
BIG IDEA: Effective readers use appropriate strategies to construct meaning.

CONCEPTS:

- Book Handling
- Print Concepts
- Phonological Awareness
- Phonics and Word Recognition



# COMPETENCIES



## PHONOLOGICAL AWARENESS

- Recognize and produce rhyming words
- Count, pronounce, blend, and segment syllables in spoken words
- Blend and segment onsets and rhymes of single-syllable spoken words
- Isolate and pronounce the initial, medial vowel, and final sound in CVC words



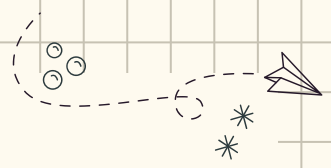
## PHONICS AND WORD RECOGNITION

- Demonstrate basic knowledge of one to one letter sound correspondence
- Associate the long and short sounds with common spellings for the five major vowels (a,e,i,o,u)
- Read grade level high frequency sight words with automaticity
- Distinguish between similarly spelled words by identifying the sounds of the letters that differ.





# COMPETENCIES



## PHONOLOGICAL AWARENESS

- Recognize and produce rhyming words
- Count, pronounce, blend, and segment syllables in spoken words
- Blend and segment onsets and rhymes of single-syllable spoken words
- Isolate and pronounce the initial, medial vowel, and final sound in CVC words



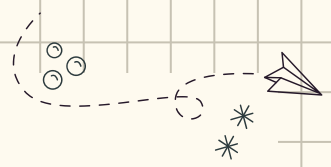
## PHONICS AND WORD RECOGNITION

- Demonstrate basic knowledge of one to one letter sound correspondence
- Associate the long and short sounds with common spellings for the five major vowels (a,e,i,o,u)
- Read grade level high frequency sight words with automaticity
- Distinguish between similarly spelled words by identifying the sounds of the letters that differ.



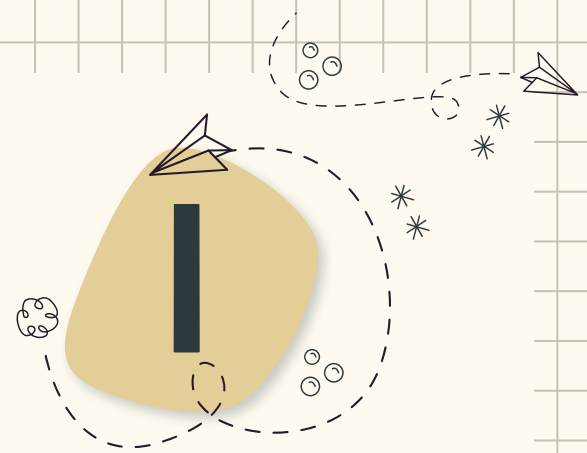


# K-2 RESOURCES



- [Tips for Teaching Kids Phonics at Home](#)
- [Sounds for Parents](#)
- [CVC Words](#)
- [Phonics Instruction Video](#)
- [Concepts of Print for Kindergarten](#)
- [Word Recognition Video](#)
- [The Ultimate Learning Adventure](#)
- [Book Recommendations](#)
- [Weblinks](#)





# LOOKING AT THE BIG IDEAS & CONCEPTS IN FIRST GRADE







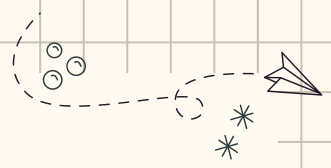
BIG IDEA: Effective readers use appropriate strategies to construct meaning.

CONCEPTS:

- Print Concepts
- Phonological Awareness
- Phonics and Word Recognition
- Fluency



# COMPETENCIES



## PRINT CONCEPTS

- Recognize the distinguishing features of a sentence (e.g. First word, capitalization, and punctuation)



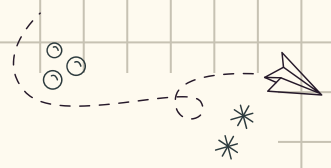
## PHONOLOGICAL AWARENESS

- Distinguish long from short vowel sounds in spoken single syllable words
- Count, pronounce, blend, and segment syllables in spoken words
- Orally produce single syllable words, including consonant blends and digraphs
- Isolate and pronounce initial, medial, and final vowel sounds in spoken single syllable words
- Add or substitute individual sounds in one syllable words to make new words





# COMPETENCIES



## PHONICS AND WORD RECOGNITION

- Identify common consonant digraphs, final -e, and common vowel teams.
- Decode one and two syllable words with common patterns.
- Read grade level words with inflectional endings
- Read grade appropriate irregularly spelled words.



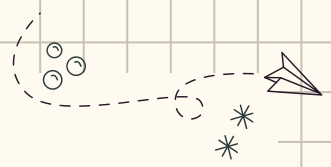
## FLUENCY

- Read on level text with purpose and understanding with accuracy and fluency
- Read on level text orally with accuracy, appropriate rate, and expression on successive readings
- Use context to confirm or self-correct word recognition and understanding, rereading as necessary.





# K-2 RESOURCES



- [Tips for Teaching Kids Phonics at Home](#)
- [Sounds for Parents](#)
- [CVC Words](#)
- [Phonics Instruction Video](#)
- [Concepts of Print for Kindergarten](#)
- [Word Recognition Video](#)
- [The Ultimate Learning Adventure](#)
- [Book Recommendations](#)
- [Weblinks](#)





# LOOKING AT THE BIG IDEAS & CONCEPTS IN SECOND GRADE





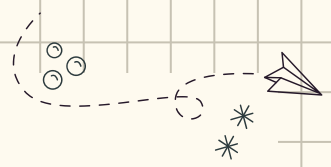
BIG IDEA: Effective readers use appropriate strategies to construct meaning.

CONCEPTS:

- Phonics and Word Recognition
- Fluency



# COMPETENCIES



## PHONICS AND WORD RECOGNITION

- Distinguish long and short vowels when reading regularly spelled one syllable words
- Decode two syllable words with long vowels and words with common prefixes and suffixes
- Read grade level high frequency sight words and words with inconsistent but common spelling-sound correspondence
- Read grade appropriate irregularly spelled words.



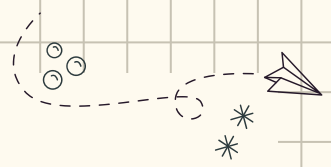
## FLUENCY

- Read on level text with purpose and understanding with accuracy and fluency
- Read on level text orally with accuracy, appropriate rate, and expression on successive readings
- Use context to confirm or self-correct word recognition and understanding, rereading as necessary.





# K-2 RESOURCES



- [Tips for Teaching Kids Phonics at Home](#)
- [Sounds for Parents](#)
- [CVC Words](#)
- [Phonics Instruction Video](#)
- [Concepts of Print for Kindergarten](#)
- [Word Recognition Video](#)
- [The Ultimate Learning Adventure](#)
- [Book Recommendations](#)
- [Weblinks](#)







# LOOKING AT THE BIG IDEAS IN THIRD GRADE





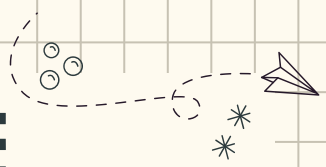
To build reading skills, your 3rd grader should:

- Read multi-syllable and grade-appropriate, irregularly spelled words (ask your child's teacher for a list of these words).
- Read grade-level text with appropriate pace, accuracy, expression, and understanding.
- Self-correct mistakes and re-read when necessary.
- Talk about and answers questions about a text using specific examples from the text and connect different parts of a text.
- Read a variety of texts including, fiction, non-fiction, fables, and poetry, and understand and talk about their main ideas and lessons.
- Begin to understand the difference between literal and non-literal text such as metaphors and analogies.
- Use the text and context to determine the meaning of words.
- Be able to express their own point of view about characters or a text.
- Make comparisons between books written by the same author and books in series that are about the same characters.





# AT-HOME READING ACTIVITIES FOR 3RD GRADE



**Get Serious About Series:** Find a series that interests your child and begin to read it together. You can read to your child, your child can read to you, or they can read a chapter independently. You can even interview each other as you read – ask about main ideas, events, and thoughts you each have about the books and characters. You can find questions to ask your child online.

**Look It Up:** When your child encounters a word they don't know the meaning of, look up the meaning together. Use a grade-appropriate tool – or you can even keep your own family dictionary, recording words and their definitions. Use the word yourself, or encourage your child to use that word in a sentence sometime during the day.

**Learn About an Author:** As your child develops favorite authors, look online for that author's website. They can email or write a letter to the author (under your supervision).



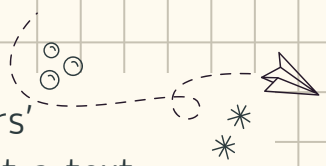


# LOOKING AT THE BIG IDEAS IN FOURTH GRADE



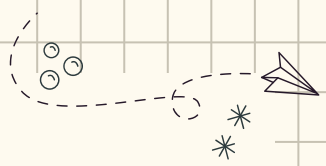
To build reading skills, your 4th grader should:

- Use specific examples from the text to explain characters' motivations, main events, central themes, or ideas about a text.
- Use the context of a text to determine the meaning of a word.
- Understand and can explain the differences between narrative prose, drama, and poetry.
- Identify and refer to the different parts of poems and plays, such as verses, settings, and characters.
- Interpret and connect information from illustrations, graphs, charts, or other sources related to the text.
- Identify, compare, and contrast different perspectives from which texts are written (for example, first and third person).
- Compare and contrast the way different texts address the same issue, theme, or topic.
- Make connections between people, events, or important ideas in a text.
- Use previous knowledge to read unfamiliar multi-syllable words.
- Read grade-level texts with accurate comprehension, pacing, and expression.





# AT-HOME READING ACTIVITIES FOR 4TH GRADE



**Read and Research Together:** Read the same book as your child independently, together, or a combination of both. Talk about the book as you read it, reviewing main ideas and plots and expressing your opinions. Then read an additional book or books on the same subject and compare and contrast how they dealt with the same issue.

**Compare Perspectives:** Read two texts – one written in first person and one in third person – about the same event. Talk with your child about the differences and why they think these differences exist. Or, try it yourself! After sharing an experience with your child, each of you can write about it from your own perspective. Talk about the differences between what you wrote to gain a better understanding of perspective.


**Read magazine and newspaper articles.** Focus on the illustrations, graphs, or charts. Point out to your child what they show, ask them to help you interpret them, and discuss how they help explain or elaborate on the text.





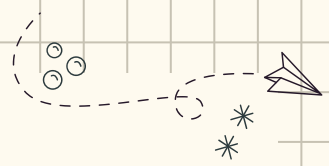
# LOOKING AT THE BIG IDEAS IN FIFTH GRADE





To build reading skills, your 5th grader should:

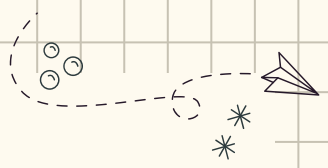
- Begin to use direct quotes from texts to explain and prove ideas about the reading.
- Read a variety of genres including fiction, nonfiction, poetry, and drama.
- Use details from the text to summarize it, identify the main idea or theme, compare characters or events, or compare different texts of the same genre.
- Interpret and understand metaphors and comparisons made in a text.
- Identify an author or narrator's point of view and explain how this affects the content of a text.
- Compare multiple perspectives on the same event, idea, or theme.
- Use the context of a text to determine the meaning of unknown words.
- Use technology and digital media to further their understanding of a topic and to find answers to their questions.
- Gather information about a topic from multiple sources.







# AT-HOME READING ACTIVITIES FOR 5TH GRADE



**Start a Book Club:** It can include family members, your child's friends and their parents, or just the two of you. Select a book together and establish small reading assignments (perhaps one or two chapters per week). Talk about the book's themes, using concrete examples you find in the text. After you finish one book, pick another by the same author about a similar topic (or in the same genre) and compare the two.

**Gain Perspective:** Read two different texts about an event you and your child attended (or you can each write your own personal account of it). Ask your child to compare the differences in the perspectives they are written from.

**Read and Research:** Help your child come up with a question about a topic of interest, and work together to explore a variety of sources for the answer. Use technology, books, magazines, newspapers, and, if relevant, poetry and fiction.





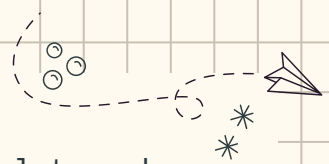
# LOOKING AT THE BIG IDEAS IN SIXTH GRADE





To build reading skills, your 6th grader should:

- Use evidence from the text in order to summarize the plot, make inferences about and analyze the text, and determine the central theme or themes in a text.
- Understand and explain the point of view in a text; understand the significance of certain words and passages in a text.
- Understand and relay the main thesis or claims of a non-fiction text and its supporting evidence.
- Read and compare different texts and genres that address the same topics.
- Use a variety of media and formats, including video and audio, to further enhance understanding of a topic or text.
- Practice a variety of vocabulary skills, including using the context in which a word is found to determine the meaning of words, recognizing roots of words, and using digital and physical reference materials (dictionaries, thesauruses, and glossaries).
- Gain an understanding of and the ability to explain figurative language in a text.





# AT-HOME READING ACTIVITIES FOR 6TH-8TH GRADE




- **Talk about what your child reads.** Ask her what she thinks of a book and make connections with ideas or issues that are relevant to her life.
- **Subscribe to magazines that will interest you child.** Ask him/her to choose one or two titles and put the subscription in his/her name.
- **Read the news together.** Whether it's for 15 minutes over breakfast or on weekends, establish a routine and discuss what you each read.
- **Play games that utilize reading.** Word- and vocabulary-building games like Scrabble or Boggle are great, but many board games provide reading opportunities (even if it's just the instructions). Crosswords provide opportunities for learning new words and spelling practice, too.
- **Encourage your middle schooler to read to a younger sibling.** Letting him/her take over ritual reading at bedtime once a week will ensure he reads something, and (s)he may find his/her sibling's enthusiasm for stories contagious.





# AT-HOME READING ACTIVITIES FOR 6TH-8TH GRADE CONT'D



- **Visit the library together.** Try to make it an event where you share some quality one-on-one time and both choose a few books.
- **Find an outlet for your child to "publish" a book review.** When she finishes a book, encourage her to write it up for a family or school newspaper, magazine, or website. She could also try posting a review at a local bookseller or an online retailer.
- **Provide a good dictionary.** (S)He may not want to ask for your help with words anymore, so make sure (s)he has a good reference.
- **Suggest books from movies.** (S)He may enjoy getting even more detail in the book.
- **Listen to books on tape in the car.** If you're heading on vacation, or even back-and-forth to school, try listening to a novel that will appeal to everyone.
- **Model reading.** Your pre-teen will still follow your reading habits (though (s)he'll never let you know it!). Let her/him see you reading, make comments, and share interesting passages with her/him.
- **Personal Book Bracket.** Give your child their own mini-bracket, maybe an 8-book tournament or even just a 4-book tournament, and let them choose the books. The bracket acts as motivation to complete a book and move on to the next one until all books in the bracket are read and the child can decide on their "champ."





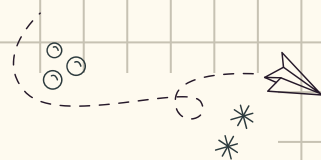
# LOOKING AT THE BIG IDEAS IN SEVENTH GRADE





To build reading skills, your 7th grader should:

- Analyze texts using the text as evidence to support the analysis.
- Make inferences about texts and use evidence from the text to support the inferences.
- Understand the message or ideas in a text and use evidence to support these claims.
- Understand, track the progress of, and summarize the main idea of a text, using evidence from the text.
- Analyze and explain the relationship between different elements such as character and setting.
- Analyze the impact of specific language and word choice used in a text.
- Understand how the different structures used in a text, such as poetry or drama, affect the text.
- Compare and contrast the different perspectives and points of views in a text. Determine the author's point of view in a text using evidence from the text.
- Read a variety of texts, including stories, poetry, drama, non-fiction, or informative texts.
- Compare multiple texts written by different authors about the same topic and determine how their different perspectives are presented through their presentation of facts and the inferences they make.





# AT-HOME READING ACTIVITIES FOR 6TH-8TH GRADE




- **Talk about what your child reads.** Ask her what she thinks of a book and make connections with ideas or issues that are relevant to her life.
- **Subscribe to magazines that will interest you child.** Ask him/her to choose one or two titles and put the subscription in his/her name.
- **Read the news together.** Whether it's for 15 minutes over breakfast or on weekends, establish a routine and discuss what you each read.
- **Play games that utilize reading.** Word- and vocabulary-building games like Scrabble or Boggle are great, but many board games provide reading opportunities (even if it's just the instructions). Crosswords provide opportunities for learning new words and spelling practice, too.
- **Encourage your middle schooler to read to a younger sibling.** Letting him/her take over ritual reading at bedtime once a week will ensure he reads something, and (s)he may find his/her sibling's enthusiasm for stories contagious.







# AT-HOME READING ACTIVITIES FOR 6TH-8TH GRADE CONT'D



- **Visit the library together.** Try to make it an event where you share some quality one-on-one time and both choose a few books.
- **Find an outlet for your child to "publish" a book review.** When she finishes a book, encourage her to write it up for a family or school newspaper, magazine, or website. She could also try posting a review at a local bookseller or an online retailer.
- **Provide a good dictionary.** (S)He may not want to ask for your help with words anymore, so make sure (s)he has a good reference.
- **Suggest books from movies.** (S)He may enjoy getting even more detail in the book.
- **Listen to books on tape in the car.** If you're heading on vacation, or even back-and-forth to school, try listening to a novel that will appeal to everyone.
- **Model reading.** Your pre-teen will still follow your reading habits (though (s)he'll never let you know it!). Let her/him see you reading, make comments, and share interesting passages with her/him.
- **Personal Book Bracket.** Give your child their own mini-bracket, maybe an 8-book tournament or even just a 4-book tournament, and let them choose the books. The bracket acts as motivation to complete a book and move on to the next one until all books in the bracket are read and the child can decide on their "champ."





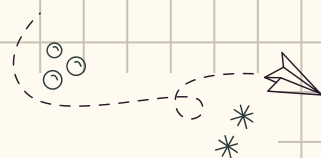
# LOOKING AT THE BIG IDEAS IN EIGHTH GRADE





To build reading skills, your 8th grader should:

- Evaluate the evidence in texts to determine the strongest supports of an idea and analysis.
- Determine the main idea or theme of a text using evidence from the text to support it. Provide an objective summary of a text.
- Understand, summarize, and track the progress of the main idea of a text, using evidence from the text.
- Analyze how elements such as specific dialogue, events, or word usage impact the characters, the decisions they make, and other events and actions in the text.
- Understand the use of language in a text, including figurative language, analogies, and allusions to other texts.
- Compare and contrast the different structures of texts including the structures of paragraphs and sentences.
- Analyze the difference between characters' points of view and how these differences affect the text.
- Analyze the pros and cons of using different forms of text and media to present a topic or idea.
- Analyze texts that include conflicting information on the same topic and decipher when those are due to conflicting facts or interpretations.





# AT-HOME READING ACTIVITIES FOR 6TH-8TH GRADE




- **Talk about what your child reads.** Ask her what she thinks of a book and make connections with ideas or issues that are relevant to her life.
- **Subscribe to magazines that will interest you child.** Ask him/her to choose one or two titles and put the subscription in his/her name.
- **Read the news together.** Whether it's for 15 minutes over breakfast or on weekends, establish a routine and discuss what you each read.
- **Play games that utilize reading.** Word- and vocabulary-building games like Scrabble or Boggle are great, but many board games provide reading opportunities (even if it's just the instructions). Crosswords provide opportunities for learning new words and spelling practice, too.
- **Encourage your middle schooler to read to a younger sibling.** Letting him/her take over ritual reading at bedtime once a week will ensure he reads something, and (s)he may find his/her sibling's enthusiasm for stories contagious.





# AT-HOME READING ACTIVITIES FOR 6TH-8TH GRADE CONT'D



- **Visit the library together.** Try to make it an event where you share some quality one-on-one time and both choose a few books.
- **Find an outlet for your child to "publish" a book review.** When she finishes a book, encourage her to write it up for a family or school newspaper, magazine, or website. She could also try posting a review at a local bookseller or an online retailer.
- **Provide a good dictionary.** (S)He may not want to ask for your help with words anymore, so make sure (s)he has a good reference.
- **Suggest books from movies.** (S)He may enjoy getting even more detail in the book.
- **Listen to books on tape in the car.** If you're heading on vacation, or even back-and-forth to school, try listening to a novel that will appeal to everyone.
- **Model reading.** Your pre-teen will still follow your reading habits (though (s)he'll never let you know it!). Let her/him see you reading, make comments, and share interesting passages with her/him.
- **Personal Book Bracket.** Give your child their own mini-bracket, maybe an 8-book tournament or even just a 4-book tournament, and let them choose the books. The bracket acts as motivation to complete a book and move on to the next one until all books in the bracket are read and the child can decide on their "champ."





# SOURCES

- Scholastic Parents
- PDE
- Upper Elementary Snapshots

