

SUBMITTAL REQUIREMENTS FOR RESIDENTIAL POOL APPLICATIONS

SIGNED DOCUMENTS

For a Residential pool submittal, you will need to provide the following signed documents:

1. 2022 Building-Zoning Application
2. Proof of contractor's workers compensation coverage or a 7B insurance waiver form.
3. Concerning alarms for Swimming Pools.(signed by the property owner)
4. Swimming Pool Agreement. (signed by the property owner)

PLOT PLAN

A plot plan is required to be submitted with the application. The plot plan should show the location and dimensions of the proposed pool. Please contact the Planning and Zoning Department for help in obtaining this plot plan and making sure there are no encroachment issues. Planning and Zoning inquiries can be made via email at:

Robert.Gosselin@WestHartfordCT.Gov or by phone at 860-561-7555.

CONTRACTOR'S INSURANCE FORM AND HIC LICENSE

Please provide proof of contractor's workers compensation insurance (or the 7B insurance waiver) and a copy of the contractor's HIC license.

POOL PLANS AND SPECIFICATIONS

2 copies of ALL plans and equipment specification documentation are to be submitted with the application. The pool plans must contain a state of CT registered engineer's signature and seal. The plans must indicate sufficient information to demonstrate compliance with the ICC 2015 Building Code with the 2018 state of CT amendments and applicable codes:

- a. Design to comply with Section R326.4.1 through R326.4.3 and chapter 42. Please include the specifications for the pool barrier and clearances, alarm system, pool ladder, filtering system and all other pool equipment.
- b. In-ground pools shall be constructed in compliance with ASPS 5.
- c. Above ground pools shall be constructed in compliance with ASPS4.
- d. A separate electrical permit application is required for all pool electrical work. All work is to comply with The 2017 NEC .

FEE

See permit fee chart for fee amount associated with the cost of pool labor and material.

CONCERNING ALARMS FOR SWIMMING POOLS

CONNECTICUT GENERAL STATUTE 29.265a as referenced in CONNECTICUT STATE BUILDING CODE

(a) As used in this section, "pool alarm" means a device which emits a sound of at least fifty decibels when a person or an object weighing fifteen pounds or more enters the water in a swimming pool.

(b) No building permit shall be issued for the construction or substantial alteration of a swimming pool at a residence occupied by, or being built for, one or more families unless a pool alarm is installed with the swimming pool.

Date: _____

As owner of property located at _____, I agree to purchase and install a swimming pool alarm in compliance with Public Act 99-140.

Property Owners Signature: _____

Property Owners Name Printed: _____

TOWN OF WEST HARTFORD
Building Department
50 South Main Street
West Hartford, CT 06107
(860)561-7530

SWIMMING POOL AGREEMENT

In recognition of the serious safety issues associated with the ownership and maintenance of swimming pools, I hereby agree:

1. To comply with all applicable laws and regulations including: The latest adopted State Building Code, which includes the following:
 - a. Safety Barriers, fences, gates, etc.
 - b. Connecticut Amendments and errata.
 - c. National Electrical Code -- wiring, lighting, etc.
 - d. Model Energy Code -- pool heaters, time clocks, pump.
 - e. C.G.S. 29.265a -- water motion pool alarm (obtained prior to issuance of the building permit).
2. If you have a septic system, please advise staff at time of application. Additional requirements apply.
3. To provide and maintain a temporary barrier to prevent access to the pool while the pool, deck, permanent barrier, etc. is constructed.
4. To call the West Hartford Building Department to schedule an electrical inspection prior to the backfilling of conduit and all related pool electrical work as per applicable sections of the National Electrical Code.
5. To call the West Hartford Building Department to schedule a final inspection upon completion of all code requirements at 860-561-7530.
6. Not to use my pool until a Certificate of Use has been issued. A Certificate of Use will be issued upon completion and inspection of all code requirements.

I have read and understood the above code requirements.

Street Address: _____

Property Owner: _____

Telephone Number: _____


_____ Above Ground Pool

_____ In-Ground Pool

Signature of Land Owner: _____ Date: _____

doc:poolagreement
date:5/15/05

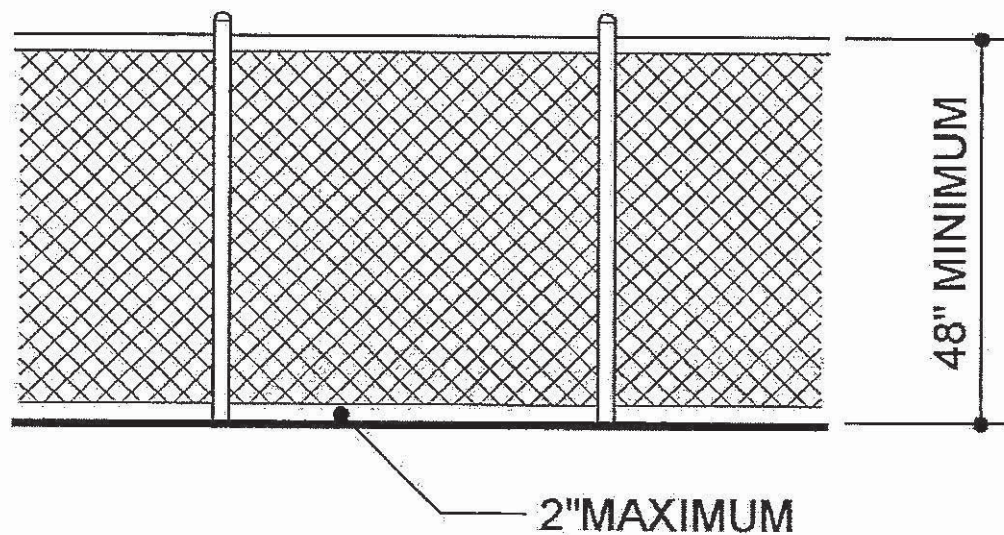
**State of Connecticut
Department of Public Safety
Office of State Building Inspector
Division of Fire, Emergency and Building Services**



Text and Illustrations
Section AG105

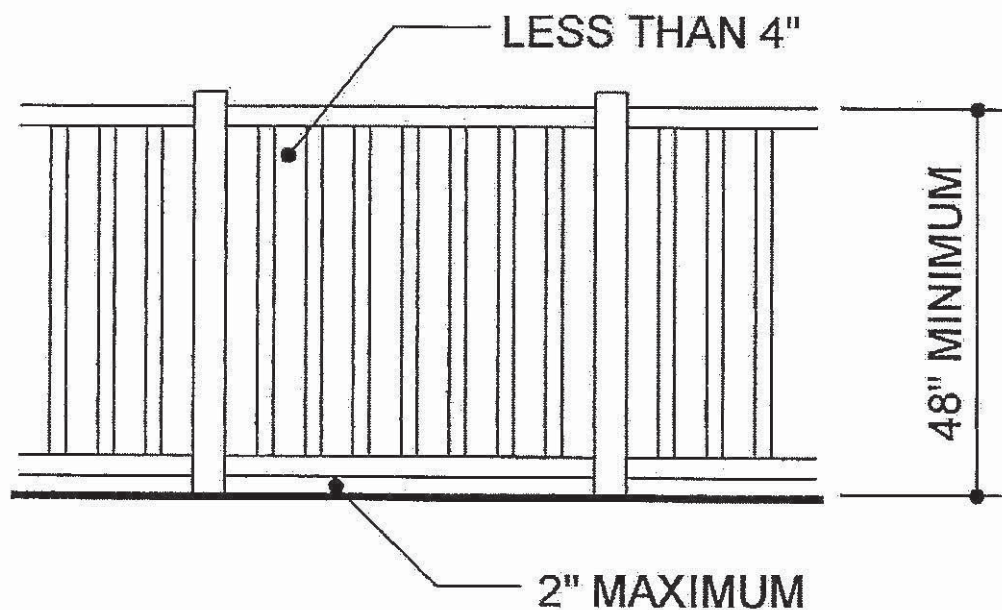
Swimming Pools

The drawings contained in this brochure pertain to chapter 42 of the 2015 International Building Code along with the portion of the 2018 Amendments to the State of CT Building Code. These drawings are for illustration purposes only. The written code text of chapter 42 shall apply.

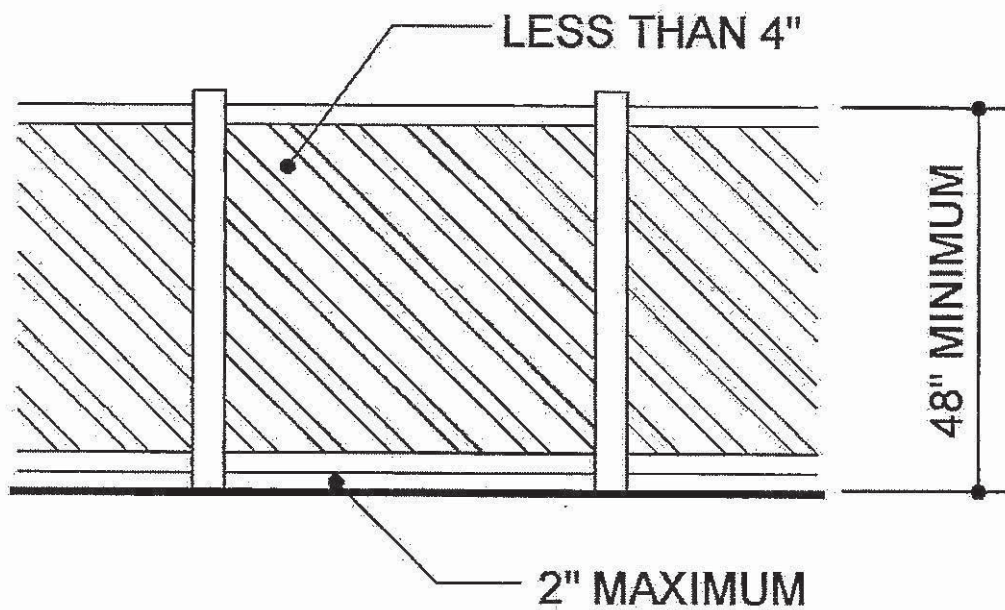


ELEVATION

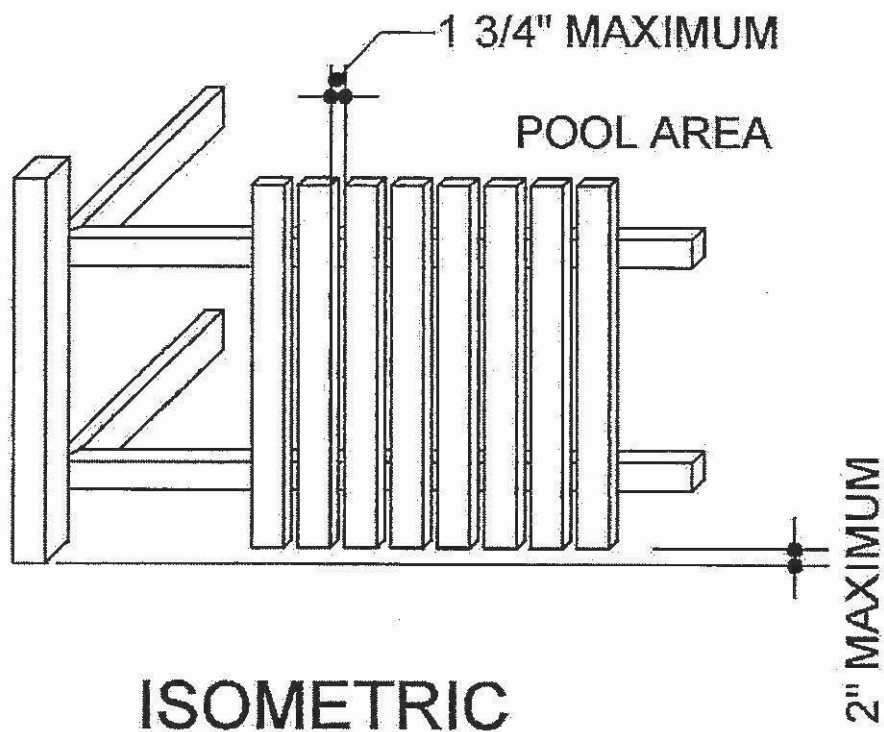
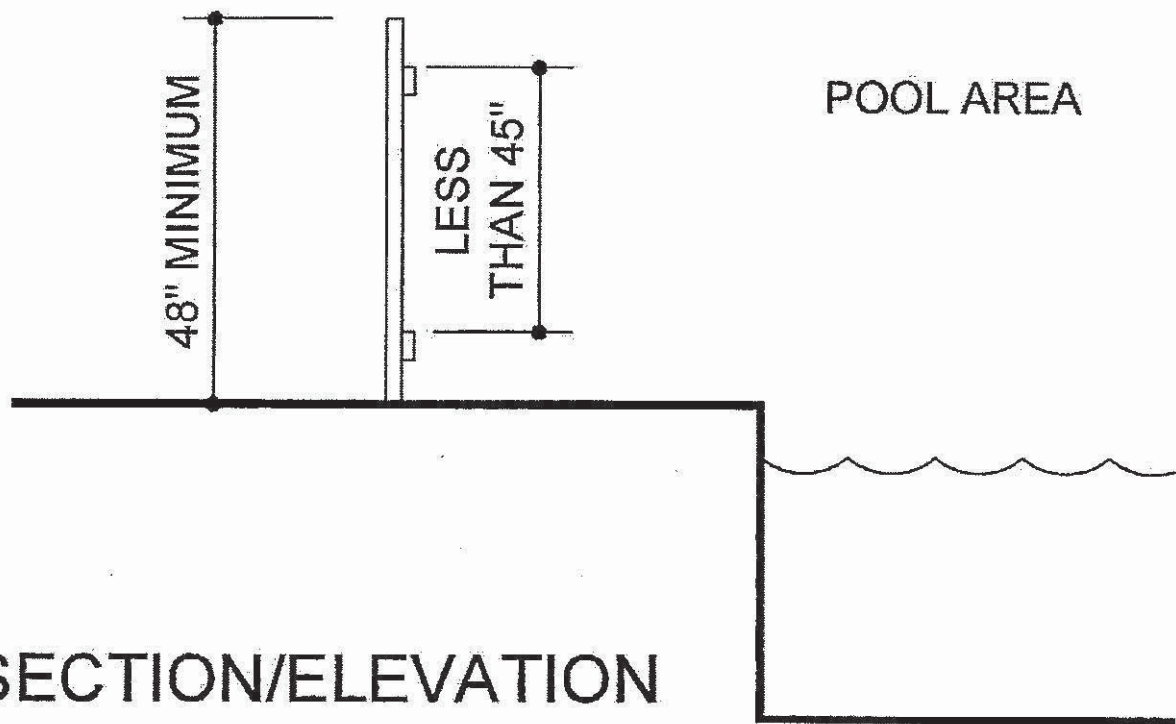
OUTSIDE OF THE POOL ENCLOSURE

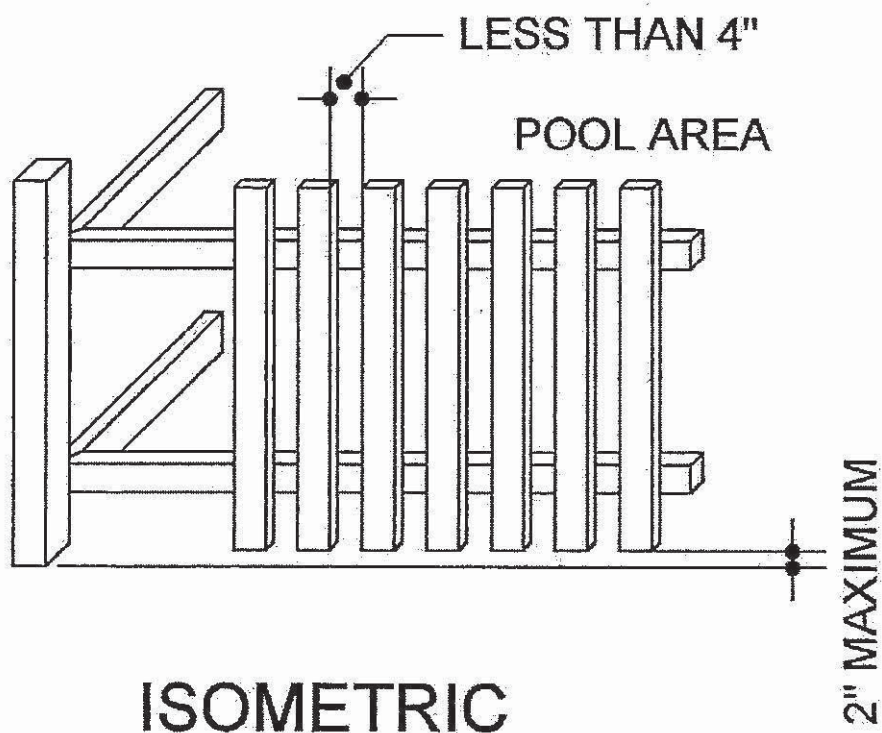
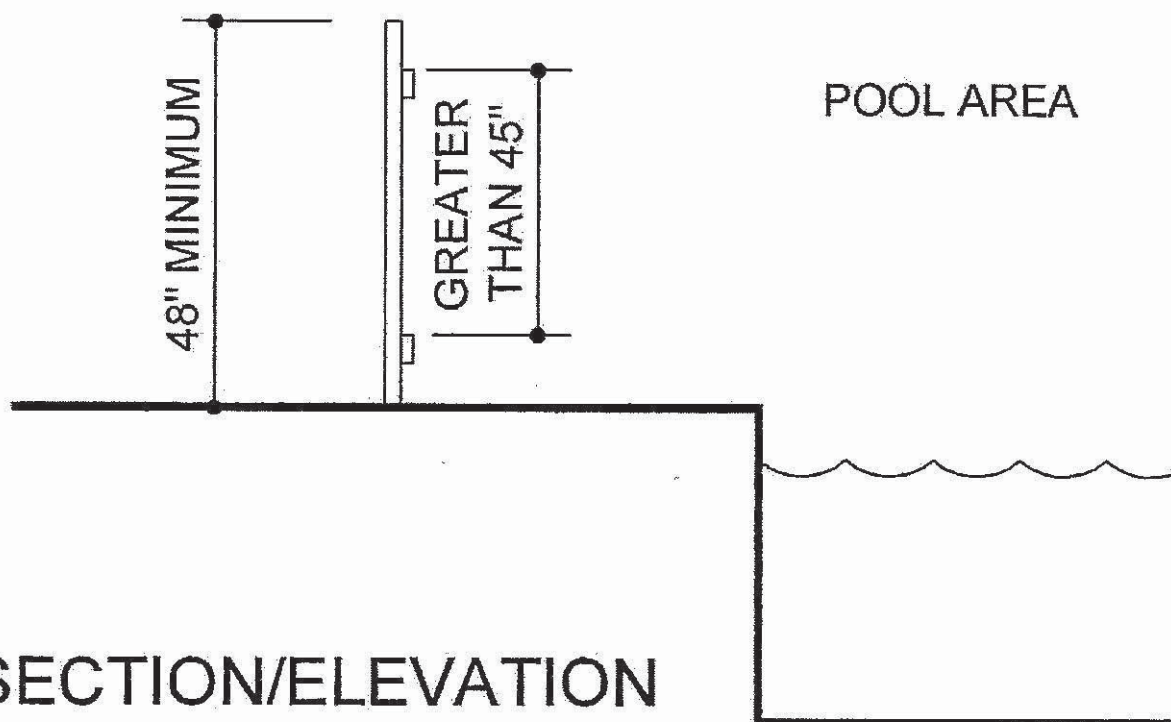


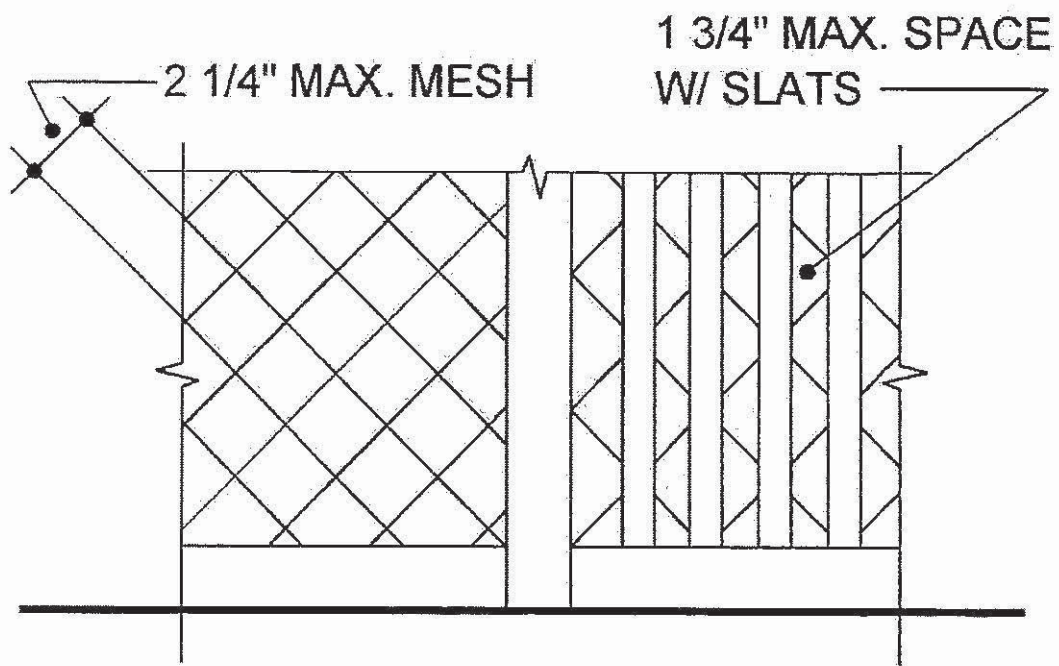
ELEVATION



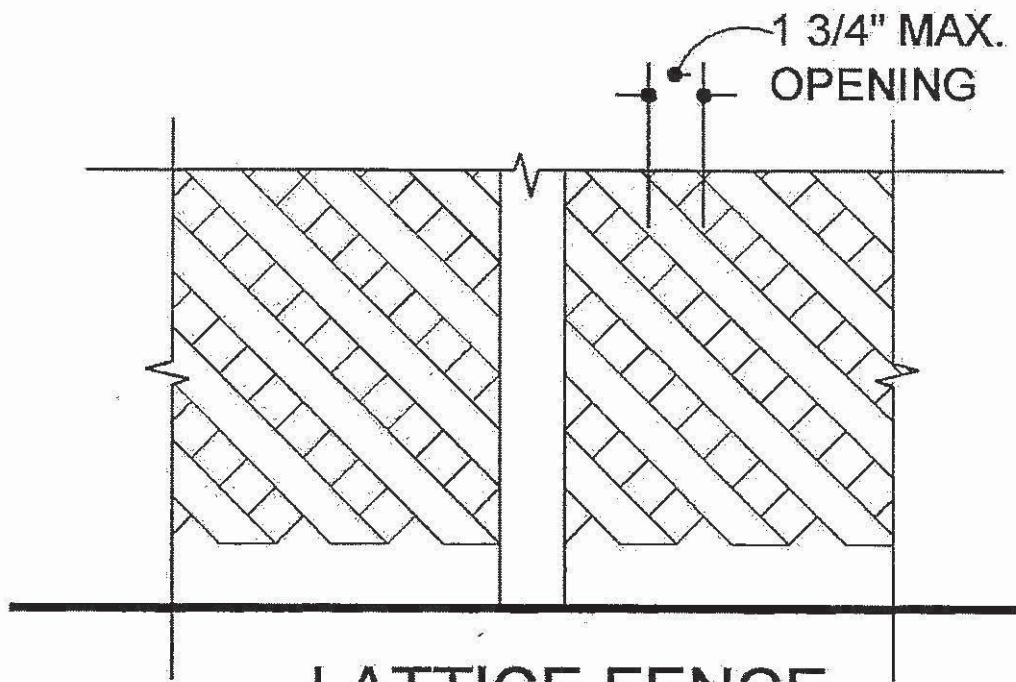
ELEVATION



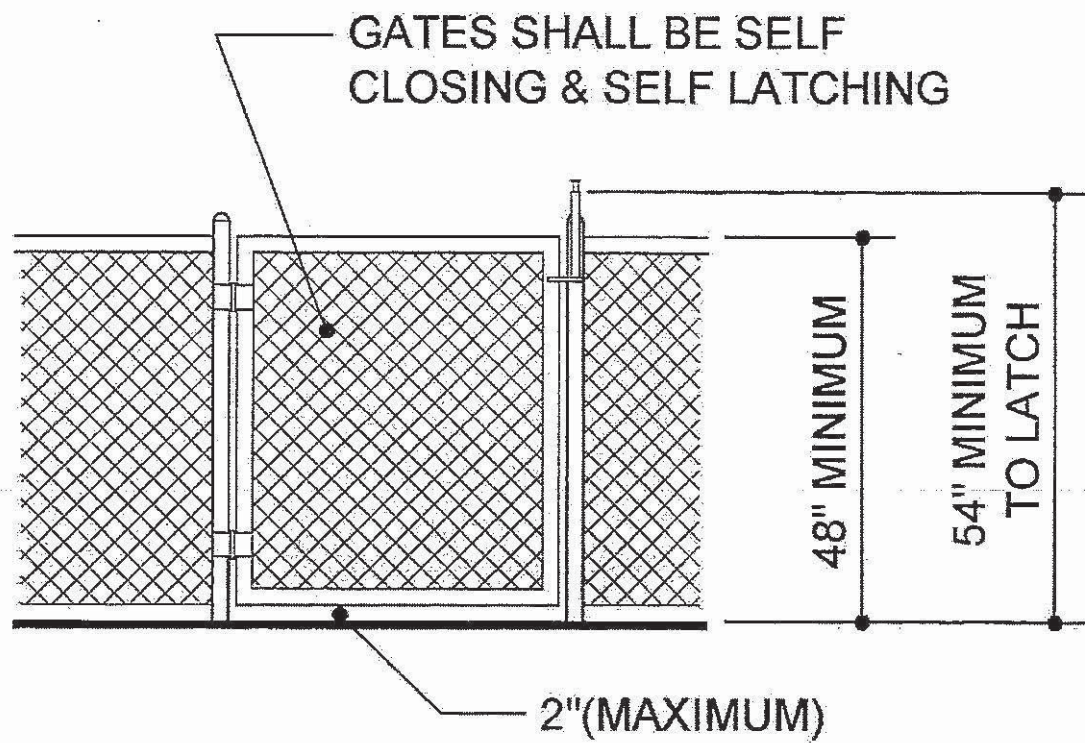




CHAIN LINK FENCE



LATTICE FENCE



ELEVATION

PEDESTRIAN ACCESS GATE

Section R326 Swimming Pools, Spas and Hot Tubs

R326.1 General

The provisions of this section *shall* control the design and construction of *swimming pools*, spas and hot tubs installed in or on the *lot* of a *one- or two-family dwelling*.

R326.2 Pools in Flood Hazard Areas

Pools that are located in *flood hazard areas* established by [Table R301.2\(1\)](#), including above-ground pools, on-ground pools and in-ground pools that involve placement of fill, *shall* comply with Section R326.2.1 or R326.2.2.

Exception: Pools located in riverine *flood hazard areas* which are outside of designated *floodways*.

R326.2.1 Pools Located in Designated Floodways

Where pools are located in designated *floodways*, documentation *shall* be submitted to the *building official* which demonstrates that the construction of the pool will not increase the *design flood elevation* at any point within the *jurisdiction*.

R326.2.2 Pools Located Where Floodways Have Not Been Designated

Where pools are located where *design flood elevations* are specified but *floodways* have not been designated, the applicant *shall* provide a *floodway* analysis that demonstrates that the proposed pool will not increase the *design flood elevation* more than 1 foot (305 mm) at any point within the *jurisdiction*.

R326.3 Definitions

For the purposes of these requirements, the terms used *shall* be defined as follows and as set forth in [Chapter 2](#).

ABOVE-GROUND/ON-GROUND POOL. See "Swimming pool."

BARRIER. A fence, wall, *building* wall or combination thereof which completely surrounds the swimming pool and obstructs access to the swimming pool.

HOT TUB. See "Swimming pool."

IN-GROUND POOL. See "Swimming pool."

RESIDENTIAL. That which is situated on the premises of a detached *one- or two-family dwelling*, or a one-family *townhouse* not more than three *stories* in height where the pool is intended to be used by the *owners* and invited guests.

SPA. A product intended for the immersion of persons in temperature-controlled water circulated in a closed system and not intended to be drained and filled with each use. A spa usually includes a filter; an electric, solar or gas heater; a pump or pumps; and a control and can also include other *equipment*, such as lights, blowers, and sanitizing *equipment*.

SPA, EXERCISE (Also known as a swim spa). Variants of a spa in which the design and construction includes specific features and *equipment* to produce a water flow intended to allow recreational physical activity including, but not limited to, swimming in place. *Exercise spas* can include peripheral jetted seats intended for water therapy, heater, circulation and filtration system, or can be a separate distinct portion of a combination spa/*exercise spa* and can have separate controls. These spas are of a design and size such that they have an unobstructed volume of water large enough to allow the 99th Percentile Man as specified in APSP 16 to swim or exercise in place.

SPA, NONPORTABLE. See "Swimming pool."

SPA, PORTABLE. A nonpermanent structure intended for recreational bathing, in which all controls, water-heating and water-circulating *equipment* are an integral part of the product.

SWIMMING POOL. Any structure intended for swimming or recreational bathing that contains water more than 24 inches (610 mm) deep.

SWIMMING POOL, INDOOR. A swimming pool that is totally contained within a structure and surrounded on all four sides by the *walls* of the enclosing structure.

SWIMMING POOL, OUTDOOR. Any swimming pool that is not an indoor pool.

R326.4 Swimming Pools

Swimming pools *shall* be designed and constructed in accordance with Sections R326.4.1 through R326.4.3.

R326.4.1 In-Ground Pools

In-ground pools *shall* be designed and constructed in compliance with APSP 5.

R326.4.2 Above-Ground and On-Ground Pools

Above-ground and on-ground pools *shall* be designed and constructed in compliance with APSP 4.

R326.4.3 Pools in Flood Hazard Areas

In *flood hazard areas* established by Table [R301.2](#)(1), pools in coastal high-hazard areas *shall* be designed and constructed in compliance with ASCE 24.

R326.5 Spas and Hot Tubs

Spas and hot tubs *shall* be designed and constructed in accordance with Sections R326.5.1 and R326.5.2.

R326.5.1 Permanently Installed Spas and Hot Tubs

Permanently installed spas and hot tubs *shall* be designed and constructed in compliance with APSP 3.

R326.5.2 Portable Spas and Hot Tubs

Portable spas and hot tubs *shall* be designed and constructed in compliance with APSP 6.

R326.6 Barrier Requirements

The provisions of this section *shall* control the design of barriers for residential *swimming pools*, spas and hot tubs. These design controls are intended to provide protection against potential drownings and near-drownings by restricting access to *swimming pools*, spas and hot tubs.

R326.6.1 Outdoor Swimming Pool

An outdoor swimming pool, including an in-ground, above-ground or on-ground pool, hot tub or spa, *shall* be surrounded by a barrier which *shall* comply with the following:

1. The top of the barrier *shall* be at least 48 inches (1219 mm) above [grade](#) measured on the side of the barrier which faces away from the swimming pool. The maximum vertical clearance between [grade](#) and the bottom of the barrier *shall* be 2 inches (51 mm) measured on the side of the barrier which faces away from the swimming pool. Where the top of the pool structure is above [grade](#), such as an above-ground pool, the barrier may be at ground level, such as the pool structure, or mounted on top of the pool structure. Where the barrier is mounted on top of the pool structure, the maximum vertical clearance between the top of the pool structure and the bottom of the barrier *shall* be 4 inches (102 mm).
2. Openings in the barrier *shall* not allow the passage of a 4-inch-[diameter](#) (102 mm) sphere.
3. [Solid](#) barriers which do not have openings, such as a *masonry* or stone wall, *shall* not contain indentations or protrusions, except for normal construction tolerances and tooled *masonry* joints.
4. Where the barrier is composed of horizontal and vertical members, and the distance between the tops of the horizontal members is less than 45 inches (1143 mm), the horizontal members *shall* be located on the swimming pool side of the fence. Spacing between vertical members *shall* not exceed 1 ³/₄ -inches (44 mm) in width. Where there are decorative cutouts within vertical members, spacing within the cutouts *shall* not exceed 1 ³/₄ -inches (44 mm) in width.

5. Where the barrier is composed of horizontal and vertical members, and the distance between the tops of the horizontal members is 45 inches (1143 mm) or more, spacing between vertical members *shall* not exceed 4 inches (102 mm). Where there are decorative cutouts within vertical members, spacing within the cutouts *shall* not exceed $1\frac{3}{4}$ -inches (44 mm) in width.
6. Maximum mesh size for chain link fences *shall* be a $2\frac{1}{4}$ -inch (57 mm) square, unless the fence has slats fastened at the top or the bottom which reduce the openings to not more than $1\frac{3}{4}$ -inches (44 mm).
7. Where the barrier is composed of diagonal members, such as a lattice fence, the maximum opening formed by the diagonal members *shall* not be more than $1\frac{3}{4}$ inches (44 mm).
8. Access gates *shall* comply with the requirements of Items 1 through 7, and *shall* be equipped to accommodate a locking device. Pedestrian access gates *shall* open outward away from the pool, and *shall* be *self-closing* and have a self-latching device. Gates, other than pedestrian access gates, *shall* have a self-latching device. Where the release mechanism of the self-latching device is located less than 54 inches (1372 mm) from the bottom of the gate, the release mechanism and openings *shall* comply with the following:
 1. The release mechanism *shall* be located on the pool side of the gate at least 3 inches (76 mm) below the top of the gate; and
 2. The gate and barrier *shall* have no opening larger than $\frac{1}{2}$ inch (12.7 mm) within 18 inches (457 mm) of the release mechanism.
9. Where a wall of a *dwelling* serves as part of the barrier, one of the following conditions shall be met:
 1. The pool *shall* be equipped with a powered safety cover in compliance with ASTM F1346;
 2. Doors with direct access to the pool through that wall *shall* be equipped with an alarm that produces an audible warning when the door and/or its screen, if present, are opened. The alarm *shall* be *listed* and *labeled* in accordance with UL 2017. The deactivation switch(es) *shall* be located at least 54 inches (1372 mm) above the threshold of the door; or
 3. Other means of protection, such as *self-closing* doors with self-latching devices, which are *approved* by the governing body, *shall* be acceptable as long as the degree of protection afforded is not less than the protection afforded by Item 9.1 or 9.2 described herein.
10. Where an above-ground or on-ground pool structure is used as a barrier or where the barrier is mounted on top of the pool structure, and the means of access is a ladder or steps, the ladder or steps *shall* be surrounded by a barrier that meets the requirements of Section AG105.2, Items 1 to 9, inclusive.

PERMIT FEE CHART

Town of West Hartford Permit Fee Schedule

Estimated	Cost	Fee	State	Total
\$ -	\$ 1,000.00	\$ 32.00	\$ 0.26	\$ 32.26
\$ 1,001.00	\$ 2,000.00	\$ 49.00	\$ 0.52	\$ 49.52
\$ 2,001.00	\$ 3,000.00	\$ 66.00	\$ 0.78	\$ 66.78
\$ 3,001.00	\$ 4,000.00	\$ 83.00	\$ 1.04	\$ 84.04
\$ 4,001.00	\$ 5,000.00	\$ 100.00	\$ 1.30	\$ 101.30
\$ 5,001.00	\$ 6,000.00	\$ 117.00	\$ 1.56	\$ 118.56
\$ 6,001.00	\$ 7,000.00	\$ 134.00	\$ 1.82	\$ 135.82
\$ 7,001.00	\$ 8,000.00	\$ 151.00	\$ 2.08	\$ 153.08
\$ 8,001.00	\$ 9,000.00	\$ 168.00	\$ 2.34	\$ 170.34
\$ 9,001.00	\$ 10,000.00	\$ 185.00	\$ 2.60	\$ 187.60
\$ 10,001.00	\$ 11,000.00	\$ 202.00	\$ 2.86	\$ 204.86
\$ 11,001.00	\$ 12,000.00	\$ 219.00	\$ 3.12	\$ 222.12
\$ 12,001.00	\$ 13,000.00	\$ 236.00	\$ 3.38	\$ 239.38
\$ 13,001.00	\$ 14,000.00	\$ 253.00	\$ 3.64	\$ 256.64
\$ 14,001.00	\$ 15,000.00	\$ 270.00	\$ 3.90	\$ 273.90
\$ 15,001.00	\$ 16,000.00	\$ 287.00	\$ 4.16	\$ 291.16
\$ 16,001.00	\$ 17,000.00	\$ 304.00	\$ 4.42	\$ 308.42
\$ 17,001.00	\$ 18,000.00	\$ 321.00	\$ 4.68	\$ 325.68
\$ 18,001.00	\$ 19,000.00	\$ 338.00	\$ 4.94	\$ 342.94
\$ 19,001.00	\$ 20,000.00	\$ 355.00	\$ 5.20	\$ 360.20
\$ 20,001.00	\$ 21,000.00	\$ 372.00	\$ 5.46	\$ 377.46
\$ 21,001.00	\$ 22,000.00	\$ 389.00	\$ 5.72	\$ 394.72
\$ 22,001.00	\$ 23,000.00	\$ 406.00	\$ 5.98	\$ 411.98
\$ 23,001.00	\$ 24,000.00	\$ 423.00	\$ 6.24	\$ 429.24
\$ 24,001.00	\$ 25,000.00	\$ 440.00	\$ 6.50	\$ 446.50
\$ 25,001.00	\$ 26,000.00	\$ 457.00	\$ 6.76	\$ 463.76
\$ 26,001.00	\$ 27,000.00	\$ 474.00	\$ 7.02	\$ 481.02
\$ 27,001.00	\$ 28,000.00	\$ 491.00	\$ 7.28	\$ 498.28
\$ 28,001.00	\$ 29,000.00	\$ 508.00	\$ 7.54	\$ 515.54
\$ 29,001.00	\$ 30,000.00	\$ 525.00	\$ 7.80	\$ 532.80
\$ 30,001.00	\$ 31,000.00	\$ 542.00	\$ 8.06	\$ 550.06
\$ 31,001.00	\$ 32,000.00	\$ 559.00	\$ 8.32	\$ 567.32
\$ 32,001.00	\$ 33,000.00	\$ 576.00	\$ 8.58	\$ 584.58
\$ 33,001.00	\$ 34,000.00	\$ 593.00	\$ 8.84	\$ 601.84
\$ 34,001.00	\$ 35,000.00	\$ 610.00	\$ 9.10	\$ 619.10
\$ 35,001.00	\$ 36,000.00	\$ 627.00	\$ 9.36	\$ 636.36
\$ 36,001.00	\$ 37,000.00	\$ 644.00	\$ 9.62	\$ 653.62
\$ 37,001.00	\$ 38,000.00	\$ 661.00	\$ 9.88	\$ 670.88
\$ 38,001.00	\$ 39,000.00	\$ 678.00	\$ 10.14	\$ 688.14
\$ 39,001.00	\$ 40,000.00	\$ 695.00	\$ 10.40	\$ 705.40
\$ 40,001.00	\$ 41,000.00	\$ 712.00	\$ 10.66	\$ 722.66
\$ 41,001.00	\$ 42,000.00	\$ 729.00	\$ 10.92	\$ 739.92
\$ 42,001.00	\$ 43,000.00	\$ 746.00	\$ 11.18	\$ 757.18
\$ 43,001.00	\$ 44,000.00	\$ 763.00	\$ 11.44	\$ 774.44

\$	44,001.00	-	\$	45,000.00	\$	780.00	\$	11.70	\$	791.70
\$	45,001.00	-	\$	46,000.00	\$	797.00	\$	11.96	\$	808.96
\$	46,001.00	-	\$	47,000.00	\$	814.00	\$	12.22	\$	826.22
\$	47,001.00	-	\$	48,000.00	\$	831.00	\$	12.48	\$	843.48
\$	48,001.00	-	\$	49,000.00	\$	848.00	\$	12.74	\$	860.74
\$	49,001.00	-	\$	50,000.00	\$	865.00	\$	13.00	\$	878.00
\$	50,001.00	-	\$	51,000.00	\$	882.00	\$	13.26	\$	895.26
\$	51,001.00	-	\$	52,000.00	\$	899.00	\$	13.52	\$	912.52
\$	52,001.00	-	\$	53,000.00	\$	916.00	\$	13.78	\$	929.78
\$	53,001.00	-	\$	54,000.00	\$	933.00	\$	14.04	\$	947.04
\$	54,001.00	-	\$	55,000.00	\$	950.00	\$	14.30	\$	964.30
\$	55,001.00	-	\$	56,000.00	\$	967.00	\$	14.56	\$	981.56
\$	56,001.00	-	\$	57,000.00	\$	984.00	\$	14.82	\$	998.82
\$	57,001.00	-	\$	58,000.00	\$	1,001.00	\$	15.08	\$	1,016.08
\$	58,001.00	-	\$	59,000.00	\$	1,018.00	\$	15.34	\$	1,033.34
\$	59,001.00	-	\$	60,000.00	\$	1,035.00	\$	15.60	\$	1,050.60
\$	60,001.00	-	\$	61,000.00	\$	1,052.00	\$	15.86	\$	1,067.86
\$	61,001.00	-	\$	62,000.00	\$	1,069.00	\$	16.12	\$	1,085.12
\$	62,001.00	-	\$	63,000.00	\$	1,086.00	\$	16.38	\$	1,102.38
\$	63,001.00	-	\$	64,000.00	\$	1,103.00	\$	16.64	\$	1,119.64
\$	64,001.00	-	\$	65,000.00	\$	1,120.00	\$	16.90	\$	1,136.90
\$	65,001.00	-	\$	66,000.00	\$	1,137.00	\$	17.16	\$	1,154.16
\$	66,001.00	-	\$	67,000.00	\$	1,154.00	\$	17.42	\$	1,171.42
\$	67,001.00	-	\$	68,000.00	\$	1,171.00	\$	17.68	\$	1,188.68
\$	68,001.00	-	\$	69,000.00	\$	1,188.00	\$	17.94	\$	1,205.94
\$	69,001.00	-	\$	70,000.00	\$	1,205.00	\$	18.20	\$	1,223.20
\$	70,001.00	-	\$	71,000.00	\$	1,222.00	\$	18.46	\$	1,240.46
\$	71,001.00	-	\$	72,000.00	\$	1,239.00	\$	18.72	\$	1,257.72
\$	72,001.00	-	\$	73,000.00	\$	1,256.00	\$	18.98	\$	1,274.98
\$	73,001.00	-	\$	74,000.00	\$	1,273.00	\$	19.24	\$	1,292.24
\$	74,001.00	-	\$	75,000.00	\$	1,290.00	\$	19.50	\$	1,309.50
\$	75,001.00	-	\$	76,000.00	\$	1,307.00	\$	19.76	\$	1,326.76
\$	76,001.00	-	\$	77,000.00	\$	1,324.00	\$	20.02	\$	1,344.02
\$	77,001.00	-	\$	78,000.00	\$	1,341.00	\$	20.28	\$	1,361.28
\$	78,001.00	-	\$	79,000.00	\$	1,358.00	\$	20.54	\$	1,378.54
\$	79,001.00	-	\$	80,000.00	\$	1,375.00	\$	20.80	\$	1,395.80
\$	80,001.00	-	\$	81,000.00	\$	1,392.00	\$	21.06	\$	1,413.06
\$	81,001.00	-	\$	82,000.00	\$	1,409.00	\$	21.32	\$	1,430.32
\$	82,001.00	-	\$	83,000.00	\$	1,426.00	\$	21.58	\$	1,447.58
\$	83,001.00	-	\$	84,000.00	\$	1,443.00	\$	21.84	\$	1,464.84
\$	84,001.00	-	\$	85,000.00	\$	1,460.00	\$	22.10	\$	1,482.10
\$	85,001.00	-	\$	86,000.00	\$	1,477.00	\$	22.36	\$	1,499.36
\$	86,001.00	-	\$	87,000.00	\$	1,494.00	\$	22.62	\$	1,516.62
\$	87,001.00	-	\$	88,000.00	\$	1,511.00	\$	22.88	\$	1,533.88
\$	88,001.00	-	\$	89,000.00	\$	1,528.00	\$	23.14	\$	1,551.14
\$	89,001.00	-	\$	90,000.00	\$	1,545.00	\$	23.40	\$	1,568.40
\$	90,001.00	-	\$	91,000.00	\$	1,562.00	\$	23.66	\$	1,585.66

For additional fee chart information, please visit our website at
<https://www.westhartfordct.gov/gov/departments/building/resources.asp>