



OREGON
DEPARTMENT OF
EDUCATION

Oregon achieves... together!

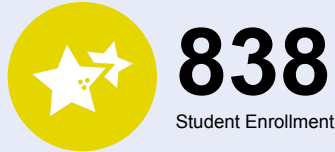
OREGON AT-A-GLANCE SCHOOL PROFILE

International School of Beaverton

PRINCIPAL: Andrew Gilford | GRADES: 6-12 | 17770 SW Blanton St, Beaverton 97078 | 503-356-3690


2021-22

Students We Serve



DEMOGRAPHICS


American Indian/Alaska Native




Asian




Black/African American




Hispanic/Latino



Multiracial



Native Hawaiian/Pacific Islander



White



30%

Ever English
Learners



39

Languages
Spoken

<5%

Students
with
Disabilities

96%

Required
Childhood
Vaccinations

>95%

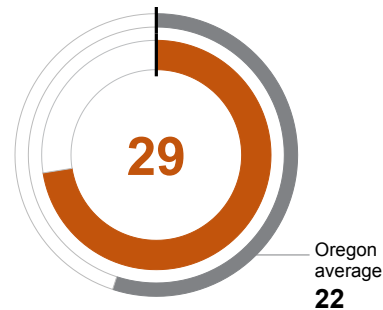
Free/
Reduced
Price Lunch

*<10 students or data unavailable

School Environment

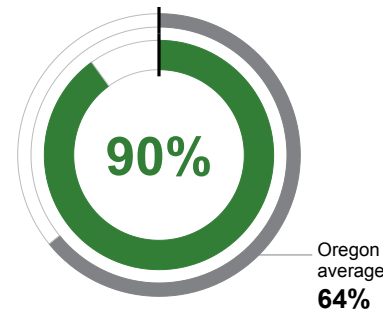
CLASS SIZE

Median size of classes in core subjects.



REGULAR ATTENDERS

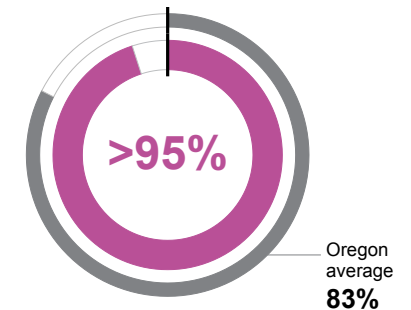
Students who attended more than 90% of their enrolled school days.



Academic Progress

ON-TRACK TO GRADUATE

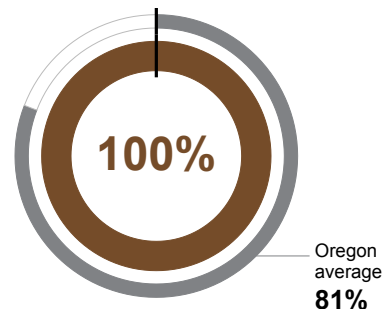
Students earning one-quarter of graduation credits in their 9th grade year.



Academic Success

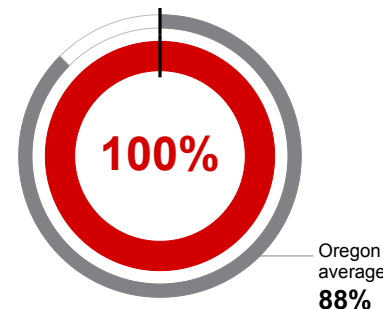
ON-TIME GRADUATION

Students earning a diploma within four years. Cohort includes students who were first-time ninth graders in 2017-18 graduating in 2020-21.



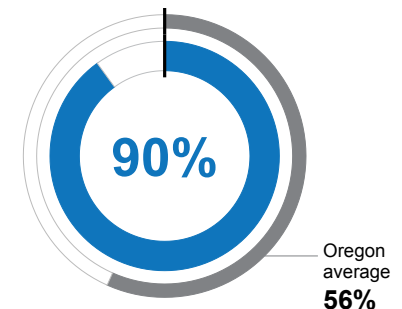
FIVE-YEAR COMPLETION

Students earning a high school diploma or GED within five years. Cohort includes students who were first-time ninth graders in 2016-17 finishing in 2020-21.



COLLEGE GOING

Students enrolling in a two or four year college within 16 months of completing high school in 2019-20. Data from the National Student Clearinghouse.



School Goals

WE empower all students to achieve post-high school success. Measures for this goal include proficiency in English, mathematics, and science on state tests or the ACT, missing fewer than 10 days of school, earning a diploma, and completing 4 or more credits in career learning areas.

State Goals

The Oregon Department of Education is partnering with school districts and local communities to ensure a 90% on-time, four year graduation rate by 2025. To progress toward this goal, the state will prioritize efforts to improve attendance, provide a well-rounded education, invest in implementing culturally responsive practices, and promote continuous improvement to close opportunity and achievement gaps for historically and currently underserved students.

Safe & Welcoming Environment

WE are committed to providing all of our students and families with safe, caring and inclusive learning environments, free from bullying, intimidation, and harassment. We will not tolerate any form of discrimination and we will take swift action to address concerns. We have a Board Policy (AC) on non-discrimination. We will serve all students and families.

Students in grades 7 - 12 reporting:

- Feeling safe, welcomed, and accepted at school: 92%
- At least one adult at school really cares about them: 80%
- Not being bullied at or on the way to or from school: 77%



OREGON
DEPARTMENT OF
EDUCATION

Oregon achieves... together!

OREGON AT-A-GLANCE SCHOOL PROFILE CONTINUED

International School of Beaverton

2021-22

Outcomes

Our Staff (rounded FTE)



39

Teachers



1

Educational
assistants



4

Counselors/
Psychologists



86%

Average teacher
retention rate



88%

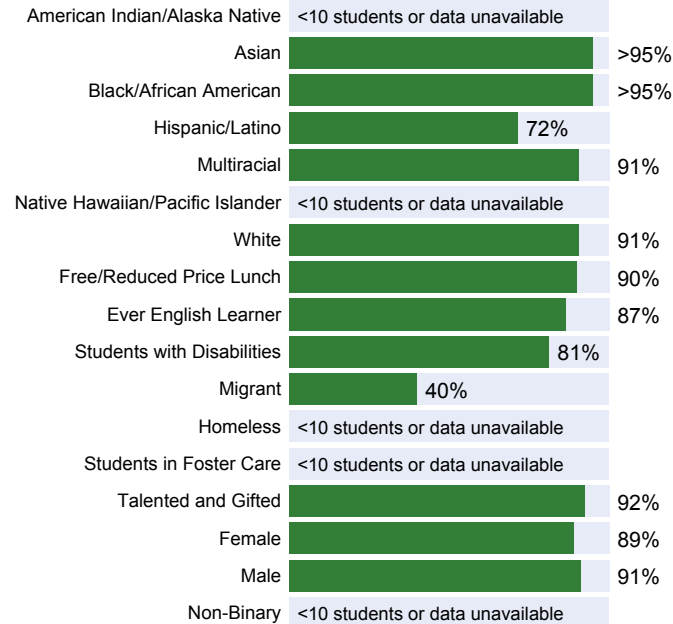
% of licensed teachers
with more than 3 years
of experience



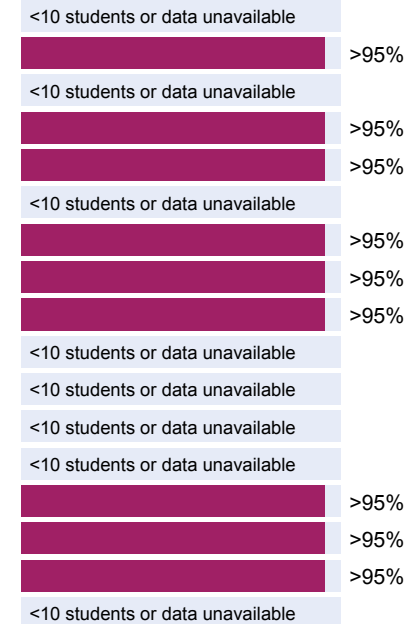
No

Same principal in
the last 3 years

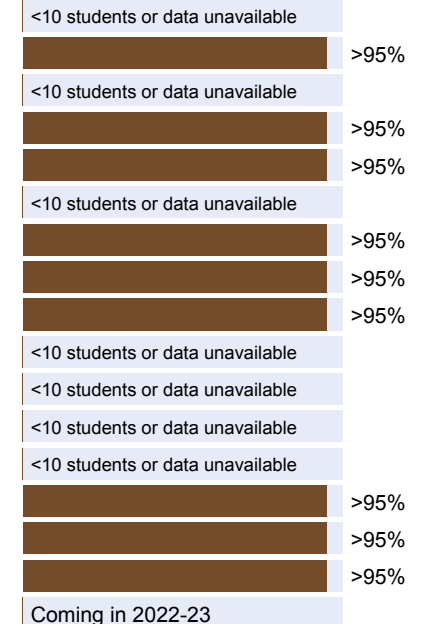
REGULAR ATTENDERS



ON-TRACK TO GRADUATE



ON-TIME GRADUATION



About Our School

ADVANCED COURSEWORK

WORLD LANGUAGE COURSES
Spanish, Japanese, Mandarin

HONORS & DUAL -ENROLLMENT COURSES

· IB Diploma Programme, IB Middle Years Programme

· Dual credit courses (contact school)

43 of 55 candidates earned an IB diploma

CAREER & TECHNICAL EDUCATION

None

EXTRACURRICULAR ACTIVITIES

Students in grades 9-12 reporting participating in at least one extracurricular activity: 87%

See school website for activities available to students.

PARENT & COMMUNITY ENGAGEMENT

Parents, community members, faith partners, businesses and non-profits are all committed to the success of all of our students.

75% of parents report they are valued as active participants in their child's education.

66% of parents report that the school encourages feedback from parents and the community.