

# Fremont High School

575 W. Fremont Ave., Sunnyvale, CA 94087 • fhs.fuhisd.org • 408.522.2400 • CEEB: 053460

## 2022 - 2023 School Profile

Established in 1923, Fremont High School offers a comprehensive program to students from Sunnyvale and Cupertino in the heart of Silicon Valley. Former Secretary of Education, Arne Duncan, who visited FHS in May of 2013 noted, "this school reflects, I think, the best of the United States. It's incredibly diverse, with many first-generation college-goers, many who are new to the country who are chasing the American Dream and a high-quality education."

Fremont's guidance program provides all students with academic planning, personal counseling, and postsecondary advising for college and career. Five school counselors and a College and Career Advisor engage with students, parents, and staff to deliver a comprehensive guidance program that personalizes the planning and counseling experience based on each student's needs and postsecondary goals.

*Due to the extraordinary circumstances resulting from COVID-19 school closures, Fremont Union High School District adopted a district-wide Credit/No Credit structure for Spring 2020. For SY 20-21 courses were taught in a combination of remote and in-person instruction due to COVID-19. Per California AB104 legislation, there was an option for families to convert letter grades earned in SY 20-21 to "Pass/No Pass".*

Bryan Emmert, Principal  
Assistant Principals  
Brooke Chan (A-G)  
Chris Moore (H-O)  
Andy Walczak (P-Z)  
Dean of Students  
Connor Smith (A-Ln)  
Paula Mockler (Lo-Z)  
School Counselors  
Sandy Woosley/Sherry Fazzio (A-Da)  
Sarah Johnson (Db-J)  
Ana Franco (K-N)  
Dan Amezquita (O-S)  
Eric Mederios (T-Z)  
College/Career Advisor  
Adriana Magallon-Loredo  
Registrar  
Laine Sazon

\*Title I school

### Class of 2023 by the Numbers

**574**  
students

**8**

National Merit  
Semi-finalists

**30**

National Merit  
Commended

### Unique features of FHS include the following:

- An AVID program that serves about ten percent of our student body;
- Career Technical Education (CTE) programs including engineering, automotive technology, and culinary careers;
- An award-winning robotics team;
- Outstanding visual and performing arts programs, including an award winning Marching Band, Color Guard, and Concert Band; three choirs; a drama program; and art classes in Ceramics and 3D-Design;
- An athletic program with 20 sports teams, a cheer team, and a dance team;
- Over 30 student clubs and significant participation by students in Link Crew
- Students complete thousands of hours of service to the community each year even though volunteer work is not required for graduation;
- A partnership with Stanford University Professional Development School and membership with the Stanford Teacher Education Program Partnership Council.

### GPA Distribution for Class of 2023

Individual class rank is not reported. To evaluate student performance, use the grade distribution chart below showing the number of students in each unweighted, cumulative 9-12 GPA category.

4.0	25 (4.4%)
3.5 - 3.99	192 (33.4%)
3.0 - 3.49	121 (21.0%)
2.5 - 2.99	82 (14.3%)
2.0 - 2.49	67 (11.7%)
< 2.0	74 (12.9%)

Data as of 09/01/2021

### GPA and Related Procedures

- Credits are posted at the end of each semester.
- Each semester class is 5 credits; most FUHSD classes are yearlong (10 credits) and meet for 150 instructional hours.
- GPA is calculated at the end of each semester (A=4; B=3; C=2; D=1; F=0). Final semester grade marks include letter grades only and no +/- scale options. Honors and AP classes are not given additional point values.
- Cumulative GPA is all coursework from grade 9 to current. University GPA is college-prep academic courses only.
- Coursework earning P (Pass), NM (No Mark), I (Incomplete), W (Withdraw) is not calculated into the GPA.
- Coursework for non-accredited or out-of-country schools are transferred as Pass/Fail.

### FHS by the Numbers

**116**  
teachers

**2,168**  
students in  
grades  
9-12

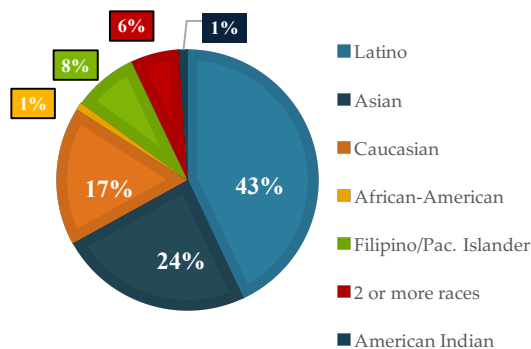
**40**  
students in  
full-time  
off-site  
programs

**460:1**  
student to  
counselor  
ratio


**32.5**  
average  
class size

**52%**  
of Class of  
2022 took at  
least one AP  
course

### Student Racial Demographics



### Additional Student Demographics



## Graduation Requirements

Subject	Credits
English (4 years)	40
Social Science (3 years)	30
Mathematics (2 years; min. Algebra 1 and Geometry)	20
Science (2 years; life and physical)	20
Physical Education (2 years)	20
Electives (includes courses beyond subject area requirements)	70
1 year in each of 2 of the following 3 areas:	
World Language	
Visual/Performing Arts	20
Applied Academics (includes Career Technical Education, Programming, Work Experience)	
<b>Total Credits</b>	<b>220</b>

### School and District Policies

Students typically take 6 courses each year. Students enrolled in AVID, ASB Leadership, Academic Foundations, Learning Skills, or specialized programs including Dual Enrollment, music, and some Career Technical Education pathways may take 7 courses. Due to budgetary constraints, students are generally limited to one course per subject area per year. In addition to their coursework at FHS, some students chose to take courses through concurrent enrollment at one of the five local community colleges. This coursework is typically not included on the FUHSD transcript.

### AP/Honors at FHS

#### English

American Lit Honors  
AP English Language & Composition  
AP English Literature

#### Mathematics

Pre-Calculus Honors  
AP Calculus AB, AP Calculus BC  
AP Statistics, AP Computer Science

#### Science

Chemistry Honors  
Physics Honors  
AP Biology, AP Chemistry, AP Physics C  
AP Environmental Science

#### Social Sciences

AP Microeconomics  
AP US Government  
AP US History

#### Visual & Performing Arts

AP Studio Art 2D  
Advanced Drama Honors

#### World Languages

Honors and AP - Chinese, French, Japanese  
AP Spanish (no honors since 21-22)

Accredited by Western Association of Schools

## Assessment Snapshot

### SAT

179 students  
620 (R) / 634 (M)  
1254 mean composite

### ACT

84 students  
29 (Math) / 27.9 (Science)  
30.2 (English) / 29.8 (Read) / 8.7 (Writing) / 28.9 (ELA)  
29.3 mean composite

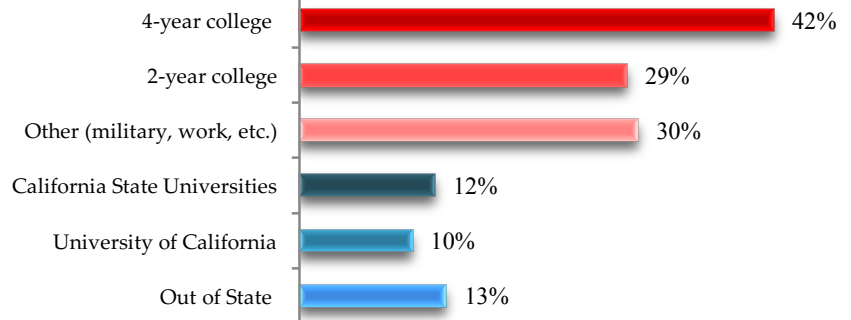
### Advanced Placement

588 students took 998 exams  
81% scores of 3 or higher

### CAASPP

64% ELA Standard Met or Exceeded  
41% Math Standard Met or Exceeded

### Class of 2022 Postsecondary Destinations



## Recent FHS Graduates (Class of 2018-2022) have matriculated at the following postsecondary institutions:

Arizona State University	Purdue University
American University	Rochester Institute of Tech
Austin College	Rutgers University
Azusa Pacific	Saint Mary's College
Biola University	Santa Clara University
Boise State University	Stanford University
Boston University	Texas A & M University
Brown University	Tufts University
BYU	Tuskegee University
California Institute of Technology	Wake Forest
<b>Many of schools of the CSU system</b>	Yale University
Carnegie Mellon University	<b>All of the schools of the UC system</b>
Chapman University	University of Arizona
Colorado State University	University of Victoria
Columbia University	University of Colorado Boulder
Cornell University	University of Florida
Dartmouth College	University of Hawaii at Manoa
George Mason University	University of Illinois at Urbana-Champaign
Georgetown University	University of Michigan
Georgia Tech	University of Nevada - Reno
Gonzaga University	University of Notre Dame
Hawaii Pacific University	University of Oregon
Harvard University	University of Washington
Howard University	University of San Diego
Iowa State University	University of San Francisco
Lewis and Clark College	University of Southern California
Loyola Marymount University	University of the Pacific
Marquette University	Cabrillo College
Massachusetts Institute of Technology	Chabot College
Michigan State University	De Anza College
New York University	Evergreen Valley College
Northeastern University	Foothill College
Oregon State University	Menlo College
Penn State	Mission College
Pepperdine University	San Jose City College
Pitzer College	Skyline College
Princeton University	West Valley College