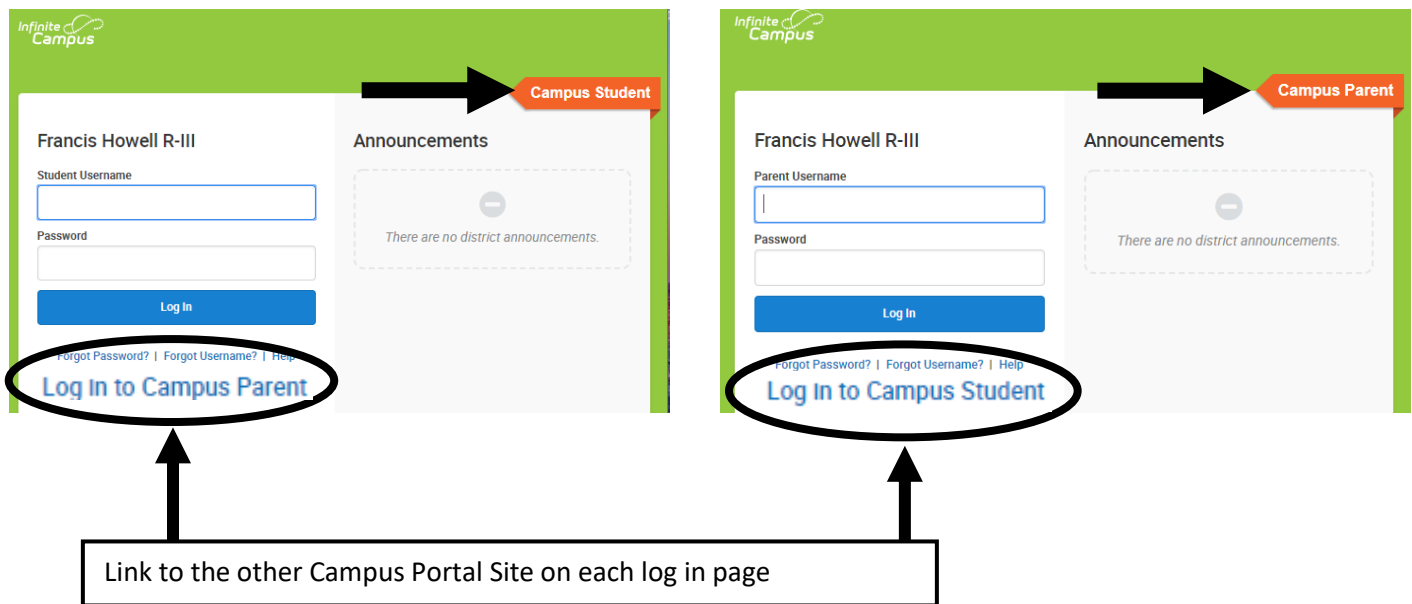


Infinite Campus

Campus Student - Parent Instructions

Students: <https://francishowellmo.infinitecampus.org/campus/portal/students/francis.jsp>

Parents: <https://francishowellmo.infinitecampus.org/campus/portal/parents/francis.jsp>

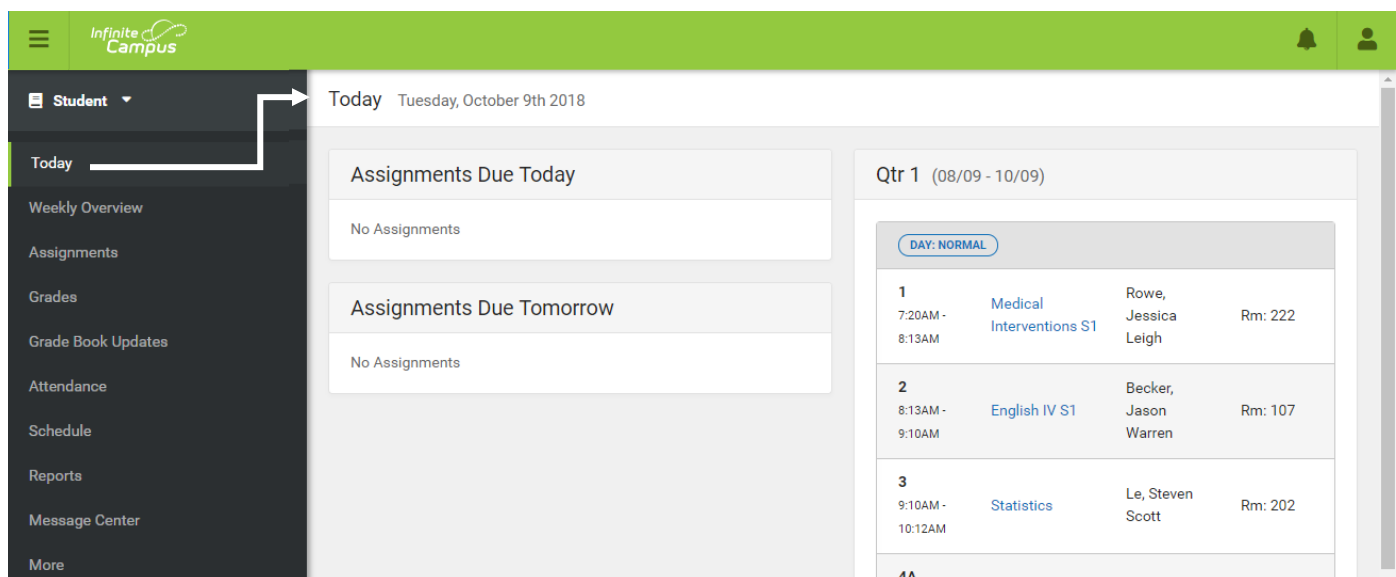


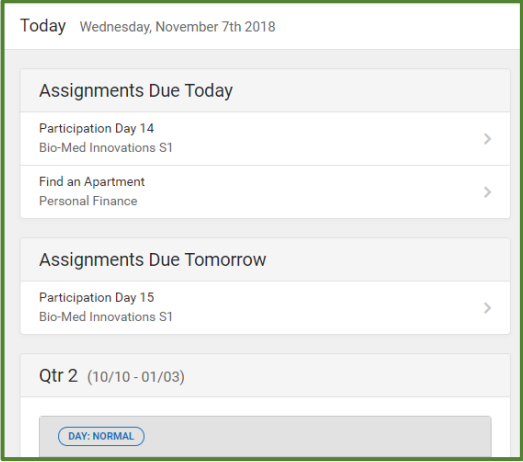
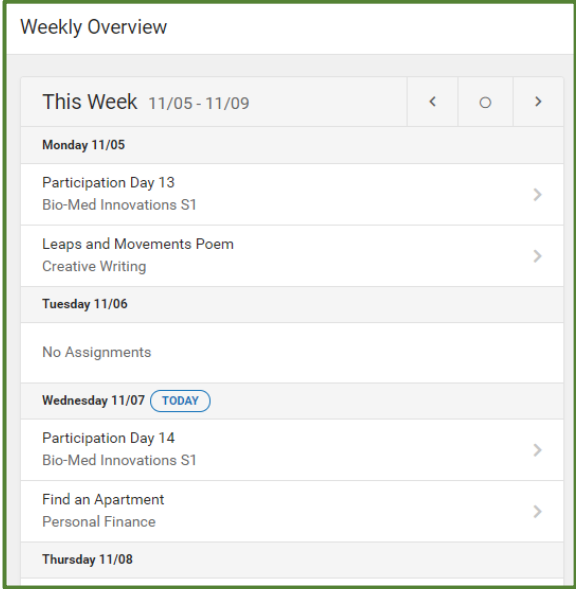
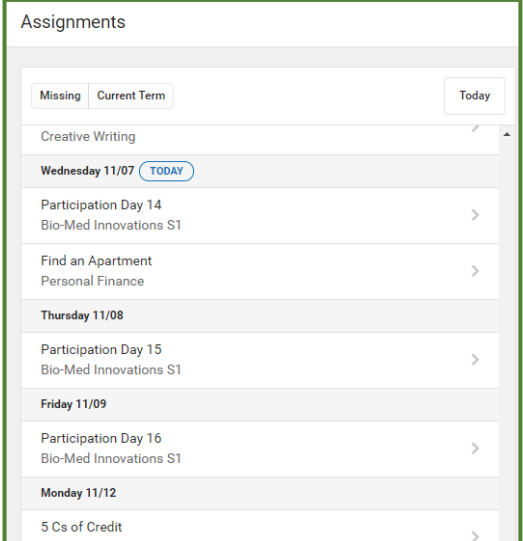
Note:

- **Student Username:** Student ID number
- **Student Password:** <first initial><last initial><6 digit date of birth mmddyy> It must be updated the first time you log in
- **Parents** use an Access Key obtained from the School to create a username and password
- A security email address must be added for both **Parent and Student Campus Portal Accounts** (Students are recommended to use their FHSD email address)
- If you forget your Username and/or Password, you may click on the links to have them sent to the security email address you provided

Navigate between tools using the menu on the left. On mobile devices, this menu shrinks to a "hamburger" or "three bars" icon to save space.

Click the Person icon in the top right to log out or view [Notification Settings](#).



Tool Name	Description	Example Image
<p>Today</p>	<p>The Today view shows the student's schedule for the current day and lists any assignments due today or tomorrow.</p> <p>The schedule shows the period times for that day and the student's courses, with the teacher's name and room assigned.</p> <p>The assignments list covers all of the student's courses, including those that may not meet on the current day. Click on the assignment or the course name to view details.</p>	 <p>The screenshot shows the 'Today' view for Wednesday, November 7th, 2018. It features a header with the date and a 'Today' button. Below are sections for 'Assignments Due Today' and 'Assignments Due Tomorrow'. The 'Assignments Due Today' section lists 'Participation Day 14' (Bio-Med Innovations S1) and 'Find an Apartment' (Personal Finance). The 'Assignments Due Tomorrow' section lists 'Participation Day 15' (Bio-Med Innovations S1). At the bottom, there is a 'Qtr 2 (10/10 - 01/03)' section and a 'DAY: NORMAL' button.</p>
<p>Weekly Overview</p>	<p>The Weekly Overview collects a student's assignments for the week in a simple, single page overview.</p> <p>In this overview, students can view assignments for the week and see scores. Assignments display for the calendar day on which they are Due.</p> <p>Flagged assignments, such as the Missing assignment above, are also shown. Scored assignments are shown with the points possible, if applicable.</p> <p>Navigate to other weeks using the Last Week and Next Week buttons (< and > on a mobile device), or click This Week to return to the current week.</p>	 <p>The screenshot shows the 'Weekly Overview' for the week of 11/05 - 11/09. It includes navigation arrows and a 'This Week' button. The overview is organized by day: Monday 11/05 (Participation Day 13, Leaps and Movements Poem), Tuesday 11/06 (No Assignments), Wednesday 11/07 (Today) (Participation Day 14, Find an Apartment), and Thursday 11/08.</p>
<p>Assignments</p>	<p>The Assignments tool collects all of a student's assignments with the focus on today. Click assignments to view details and scroll to see previous and future assignments.</p> <p>Use the Missing and Current Term buttons at the top to filter assignments.</p>	 <p>The screenshot shows the 'Assignments' view. It has filters for 'Missing' and 'Current Term', and a 'Today' button. The list of assignments includes 'Creative Writing', 'Participation Day 14' (Bio-Med Innovations S1), 'Find an Apartment' (Personal Finance), 'Participation Day 15' (Bio-Med Innovations S1), 'Participation Day 16' (Bio-Med Innovations S1), and '5 Cs of Credit'.</p>

Grades

The Grades tool shows all of the grades earned by the student for all tasks (such as Quarter or Semester grades) and standards. Posted grades are displayed in bold, with In-Progress grades indicated as "In-progress." The student's Cumulative GPA also displays at the top of the Grades.

Where the grey arrow displays for a task or standard, click the task to view the Categories that contribute to the grade. Expand categories to view all included assignments. Click assignments to view details.

Grades

Cumulative GPA: 3.7209

Qtr 1 (08/09 - 10/09) < Previous Current Next >

Biology II S1		
IPR Grade	A	(92.59%)
Quarter	A	(96.41%) >
Chemistry I S1		
IPR Grade	A	(98.87%)
Quarter	A	(93.21%) >
English IV S1		
IPR Grade	B	(86.66%)
Quarter	B	(81.25%) >
Medical Interventions S1		
IPR Grade	A	(92.59%)

Grade Book Updates

Grade Book Updates lists all of the assignments that have been scored or otherwise updated in the last 14 days.

Click on the assignment or the course name to view details.

Grade Book Updates

Recent Updates

Express the Music Creative Writing	31/35 (88.57%) >
Depository Institutions Test Personal Finance	80/100 (80%) >
E-Banking Basics Personal Finance	10/12 (83.33%) >
Participation Day 1 Bio-Med Innovations S1	5/5 (100%) >
Participation Day 3 Bio-Med Innovations S1	5/5 (100%) >
Participation Day 4 Bio-Med Innovations S1	5/5 (100%) >
Participation Day 5 Bio-Med Innovations S1	5/5 (100%) >

Attendance

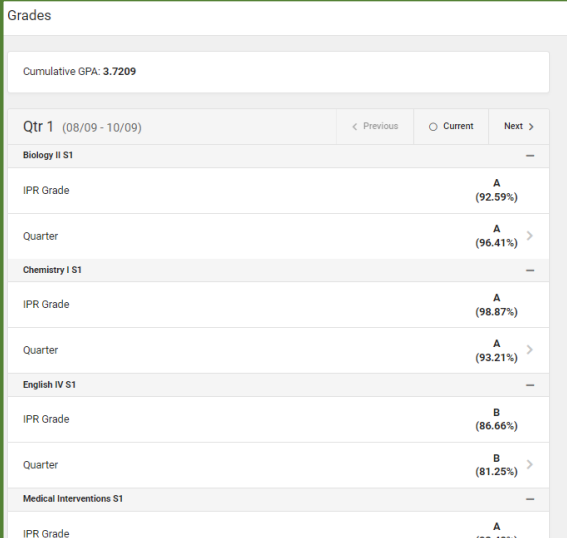
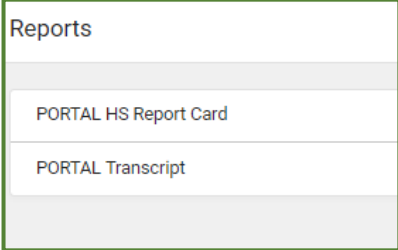
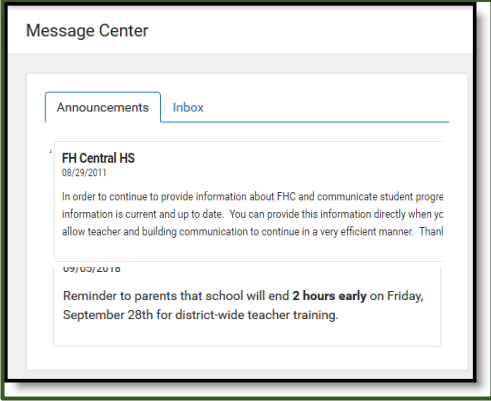
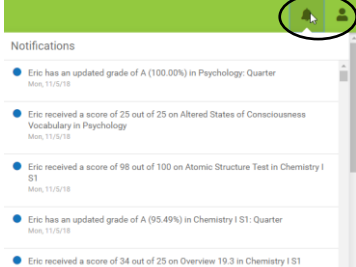
The Attendance tool lists the absences and tardies in the selected quarter. Navigate between terms using the options at the top.

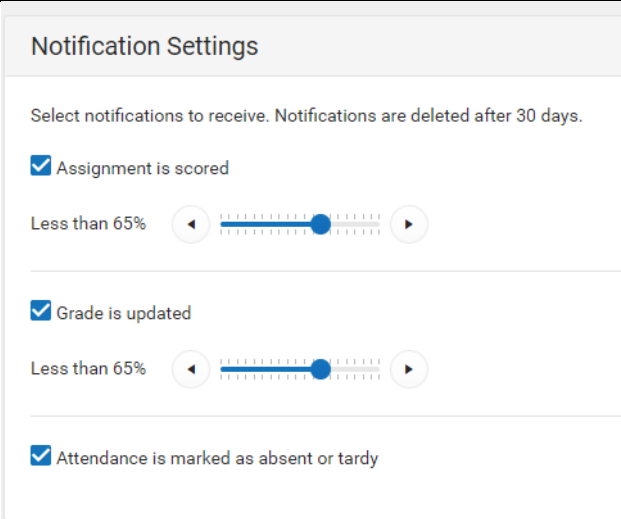
Click on a period to view details. On the detail view, absences and tardies are divided by type (excused, unexcused, exempt, or unknown), with all absences and tardies listed below.

Attendance

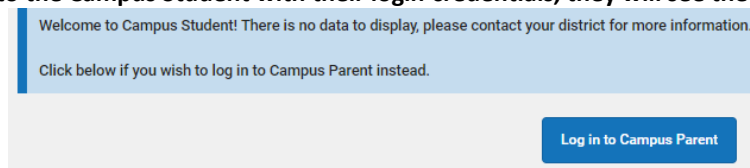
Qtr 2 (10/10 - 01/03) < Current >

COURSE	ABSENT	TARDY
Bio-Med Innovations S1	1	0 >
Creative Writing	1	0 >
Digital Electronics S1	1	0 >
Homeroom S1	1	0 >
Lunch S1	1	0 >
Medical Interventions S1	2	0 >
Multimedia I	2	0 >
Personal Finance	1	0 >
Study Hall S1	1	0 >
Totals	11	0

<p>Schedule</p>	<p>The Schedule tool shows the student's schedule for each quarter, including normal, SE Wednesday and half days.</p> <p>Each schedule includes the times of the periods during the day and the student's courses, with the teacher's name and room assigned. The day type is indicated in the top right corner of the schedule. Click on the course name to view details.</p>	 <p>Grades</p> <p>Cumulative GPA: 3.7209</p> <p>Qtr 1 (08/09 - 10/09) < Previous Current Next ></p> <table border="1"> <tr> <td>Biology II S1</td> <td>IPR Grade</td> <td>A (92.59%)</td> </tr> <tr> <td>Quarter</td> <td></td> <td>A (96.41%) ></td> </tr> <tr> <td>Chemistry I S1</td> <td>IPR Grade</td> <td>A (98.87%)</td> </tr> <tr> <td>Quarter</td> <td></td> <td>A (93.21%) ></td> </tr> <tr> <td>English IV S1</td> <td>IPR Grade</td> <td>B (86.66%)</td> </tr> <tr> <td>Quarter</td> <td></td> <td>B (81.25%) ></td> </tr> <tr> <td>Medical Interventions S1</td> <td>IPR Grade</td> <td>A (95.49%)</td> </tr> </table>	Biology II S1	IPR Grade	A (92.59%)	Quarter		A (96.41%) >	Chemistry I S1	IPR Grade	A (98.87%)	Quarter		A (93.21%) >	English IV S1	IPR Grade	B (86.66%)	Quarter		B (81.25%) >	Medical Interventions S1	IPR Grade	A (95.49%)
Biology II S1	IPR Grade	A (92.59%)																					
Quarter		A (96.41%) >																					
Chemistry I S1	IPR Grade	A (98.87%)																					
Quarter		A (93.21%) >																					
English IV S1	IPR Grade	B (86.66%)																					
Quarter		B (81.25%) >																					
Medical Interventions S1	IPR Grade	A (95.49%)																					
<p>Reports</p>	<p>The Reports tool collects files relevant to the student such as report cards and transcripts, and missing assignments.</p> <p>Click on an entry to view the file in PDF.</p>	 <p>Reports</p> <ul style="list-style-type: none"> PORTAL HS Report Card PORTAL Transcript 																					
<p>Message Center</p>	<p>The Message Center includes announcements are posted at a school or district level. Click <i>Show More</i> to display additional text for longer announcements. Announcements display based on the timeline set by the creator and cannot be deleted or archived.</p> <p>Additionally, the Inbox displays messages sent to the student, including those from teachers.</p>	 <p>Message Center</p> <p>Announcements Inbox</p> <p>FH Central HS 08/29/2011</p> <p>In order to continue to provide information about FHC and communicate student progress information is current and up to date. You can provide this information directly when you allow teacher and building communication to continue in a very efficient manner. Thank you!</p> <p>09/09/2010</p> <p>Reminder to parents that school will end 2 hours early on Friday, September 28th for district-wide teacher training.</p>																					
<p>More</p>	<p>The More tab displays the following:</p> <ul style="list-style-type: none"> Lockers assigned to the student with locations and combinations. Important Dates such as holidays, late starts, and other school calendar events. 	<p>Not turned on for all schools.</p>																					
<p>Notifications</p>	<p>The Notifications dropdown list shows a simple list of notifications the student has received, such as graded assignments.</p> <p>Click the user menu at the top right of screen to establish Notification Settings.</p>	 <p>Notifications</p> <ul style="list-style-type: none"> Eric has an updated grade of A (100.00%) in Psychology: Quarter Mon, 11/5/18 Eric received a score of 25 out of 25 on Altered States of Consciousness Vocabulary in Psychology Mon, 11/5/18 Eric received a score of 98 out of 100 on Atomic Structure Test in Chemistry I S1 Mon, 11/5/18 Eric has an updated grade of A (95.49%) in Chemistry I S1: Quarter Mon, 11/5/18 Eric received a score of 34 out of 25 on Overview 19.3 in Chemistry I S1 Mon, 11/5/18 																					

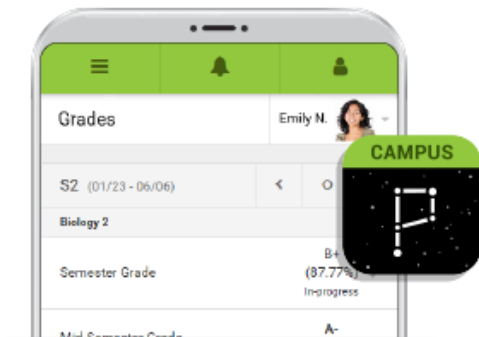
<p>Notification Settings</p>	<p>Notification settings allow users to can opt out of receiving specific kinds of notifications and establish thresholds for those they want to receive. Set thresholds to only receive notifications when a grade or score falls below the selected percentage. Click the arrows to change the threshold or click and drag the dot.</p>	
<p>Error Messages</p>	<p>Why can't I see all of my child/children? Do you have your own account? If you are a parent, make sure you are using Campus Parent. If you are a student, make sure you are using Campus Student. This allows for your Campus record and the relationships set up between you and your children to connect properly. Ask your school for your own account.</p>	<p>Wrong Username or Password If you don't remember your username or password, click the links for "forgot your username?" or "forgot your password?" to have them sent to your email address. Please check your junk/clutter folder if you don't see it in your inbox.</p>

If a parent logs into the Campus Student with their login credentials, they will see the following message:



Download the App on a smart device

Campus Parent



Campus Student



Need more help?

Infinite Campus at <https://www.infinitecampus.com/audience/parents-students>
District Website under Campus Portal www.fhdschools.org