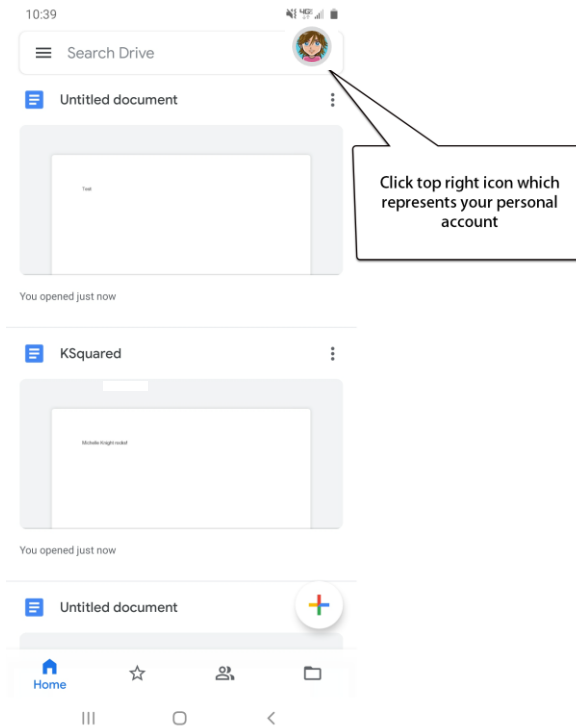




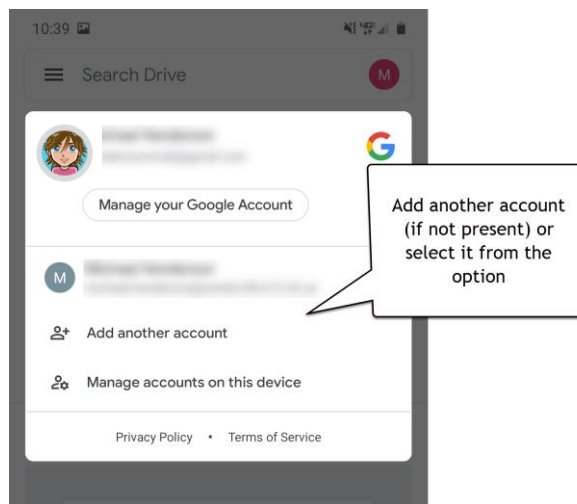
How To: Manage Multiple Accounts on an Android Phone

Google Drive Accounts

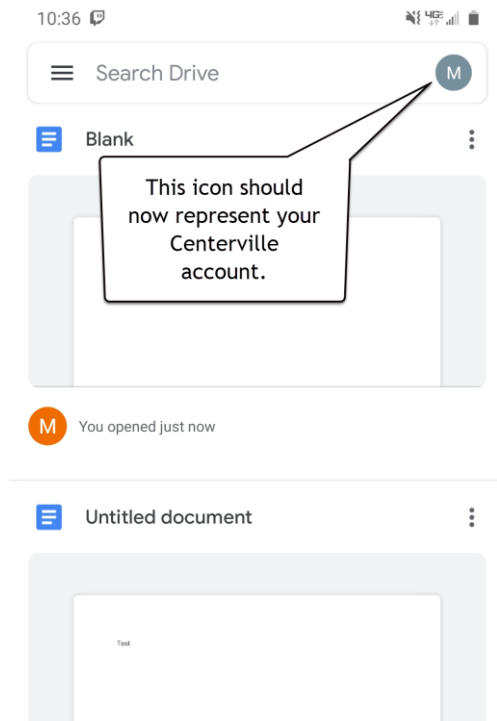
1. Open the Google Drive app. Click the top right icon representing your personal account.



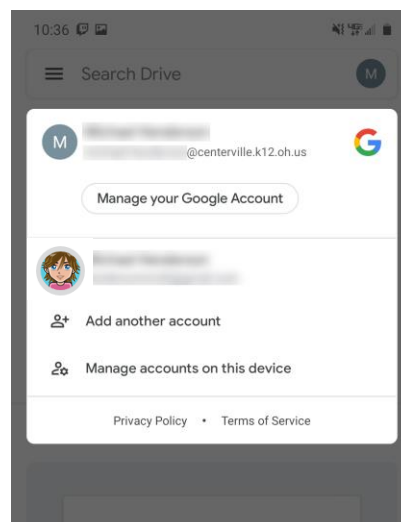
2. Select **Add another account** if the Centerville account is not displayed OR select the Centerville account from the list. This will allow you to switch to your Centerville account.



3. You should now be accessing your Centerville account.



4. Verify that your school account is your active account by tapping on the icon. Your Centerville account should be at the top of the list.



Google Classroom Accounts

1. Open the Google Classroom App.



2. Click the three lines to switch accounts.



3. Click the dropdown arrow next to your personal account icon to swap accounts.

