

JoCo Middle School State of the School FY23/FY22 Data

“We are JOCO! It takes the Whole Community!”

Trojans

Leadership

Reid Bethea, M.Ed., Principal

**John Buxton, M. Ed., Assistant
Principal**

**Dexter Mack, Ed. S., Assistant
Principal**

Nichole Shepard, Counselor

Trojans

Demographics

<u>Hispanic</u>	<u>American Indian</u>	<u>Asian</u>	<u>African American</u>	<u>Pacific Islander</u>	<u>White</u>	<u>Multi Racial</u>	<u>Total</u>
M: 8	M: -	M: -	M: 49	M: -	M: 69	M: 4	M: 130
F: 4	F: -	F: -	F: 39	F: -	F: 63	F: 6	F: 112
T: 12	T: -	T: -	T: 88	T: -	T: 132	T: 10	T: 242

Trojans

Demographics (cont.)

<u>Grade Level</u>	<u>Total Enrollment</u>	<u>Free/Reduced</u>
6 - 8	242	100%

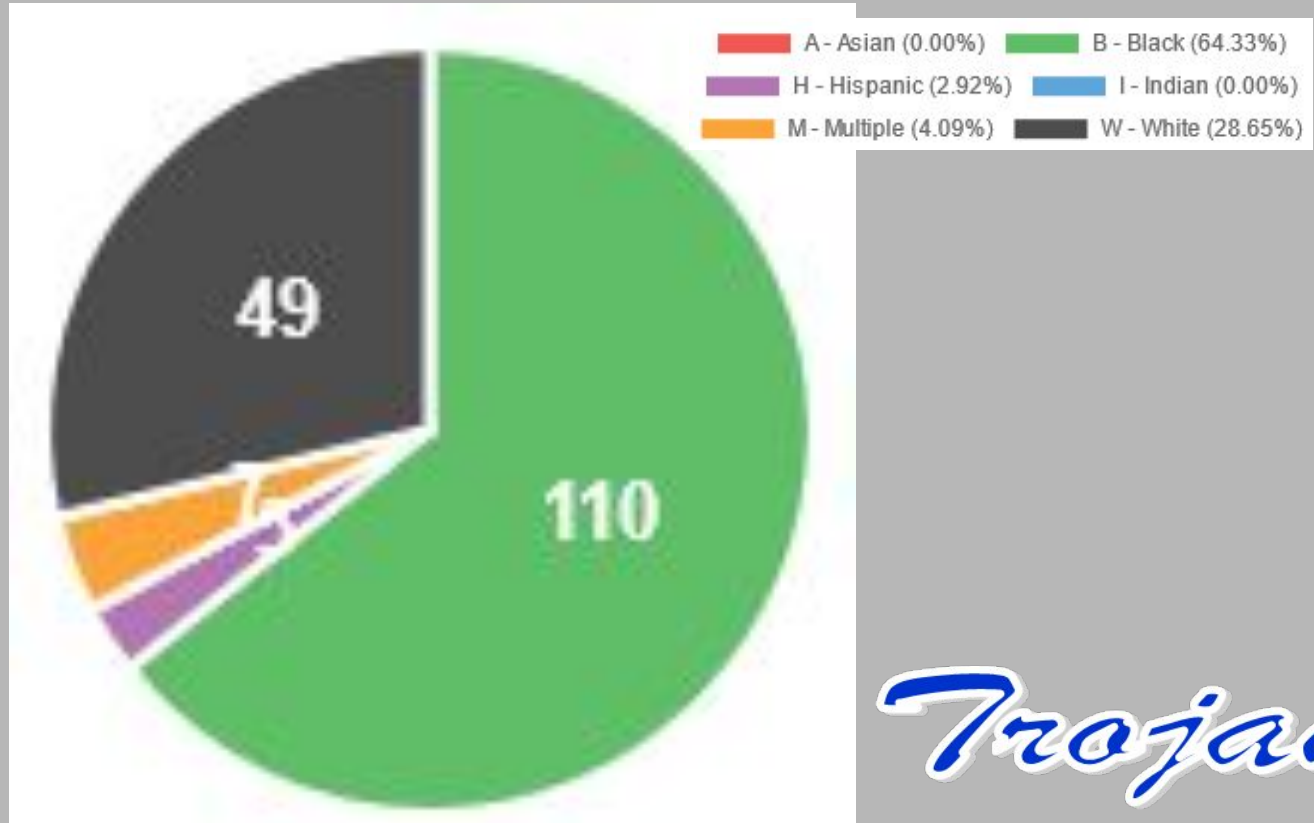
Trojans

School Improvement Goals

1. By the end of 2024 school year, there will be a 3% increase for all middle school students performing at or above proficient on the state standardized assessments and other benchmark assessments pertaining to reading comprehension.
2. By the end of 2024 school year, there will be a 3% increase in all middle school students performing at or below basic measures for Lexile scores on state benchmark assessments pertaining to on-grade level reading.
3. By the end of 2024 school year, there will be a 3% increase on Satchel Pulse beginning benchmark indicators for middle school students that affect the whole child to cultivate social emotional skills in all areas.

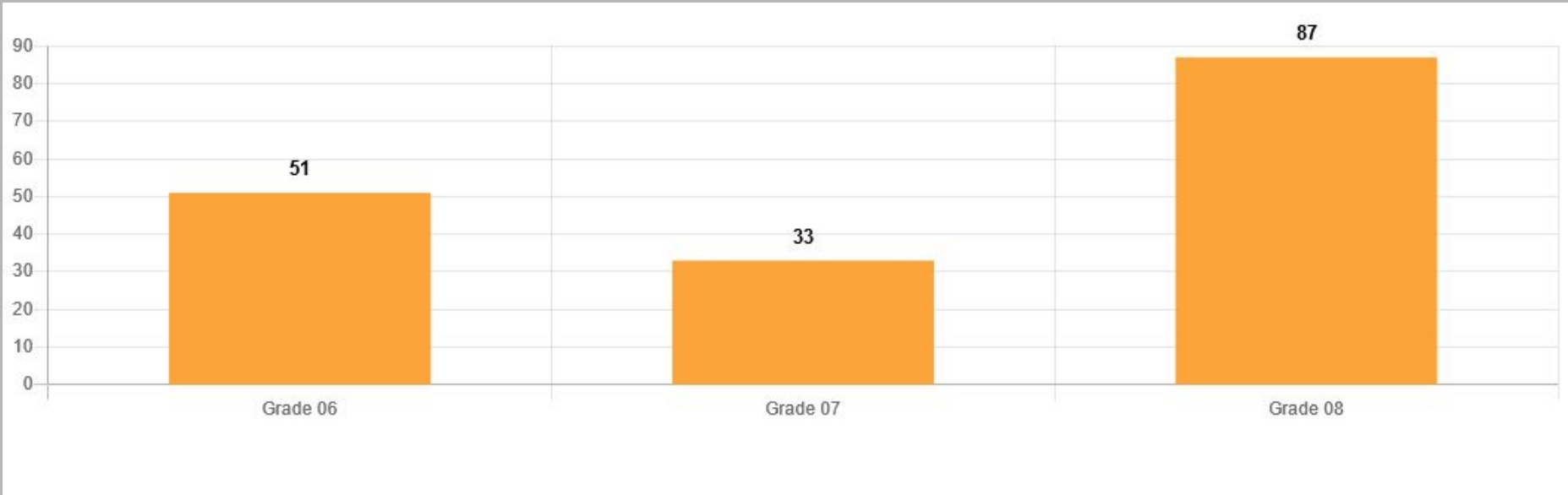
Trojans

Referrals by Race (FY22)



Trojans

Referrals by Grade (FY22)



Trojans

CCRPI DATA

2019 - 78.6

2018 - 72.9

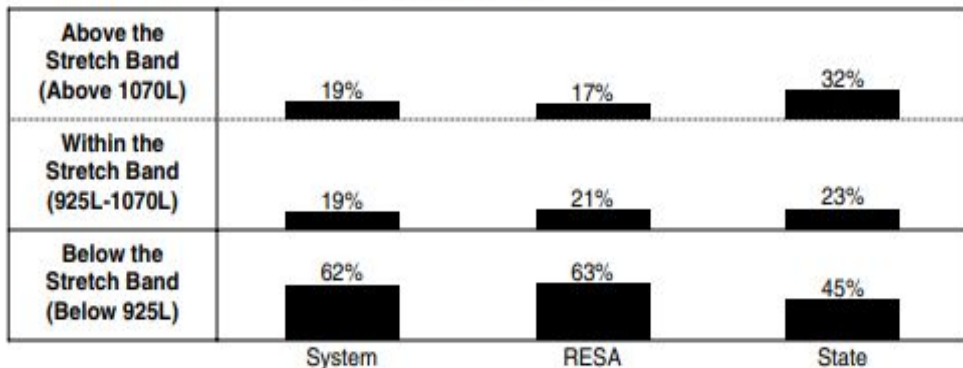
2017 - 77.6

2016 - 69.7

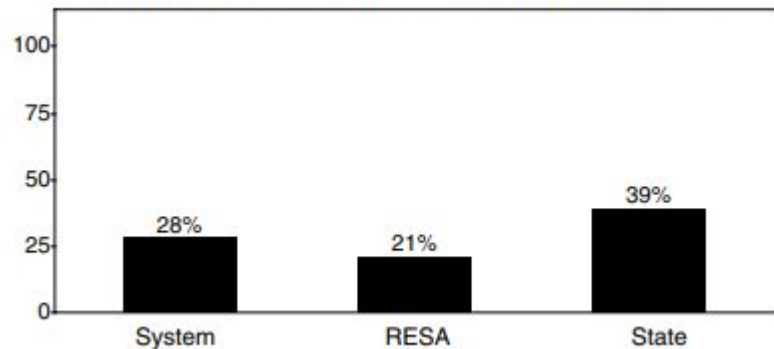
6th Grade: Reading, ELA

% Students Proficient

Lexile Distribution

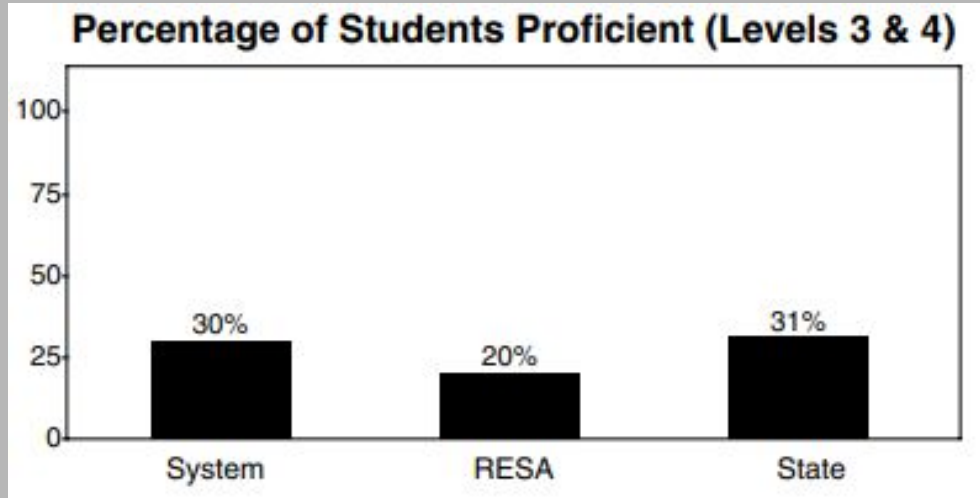


Percentage of Students Proficient (Levels 3 & 4)



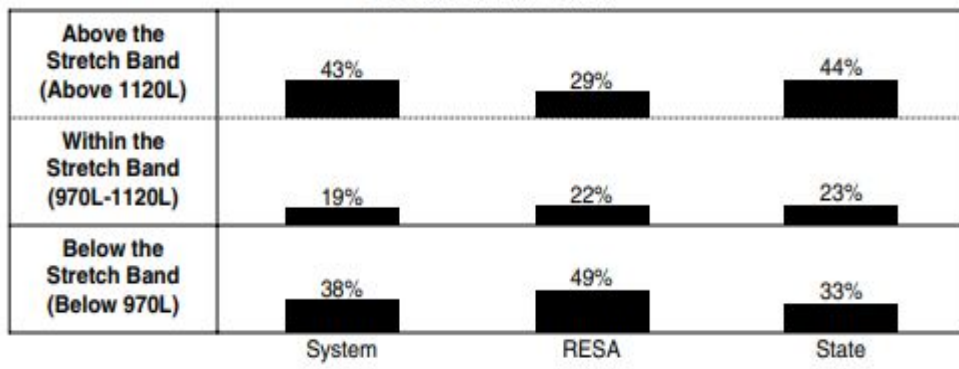
6th Grade: Math

% Students Proficient

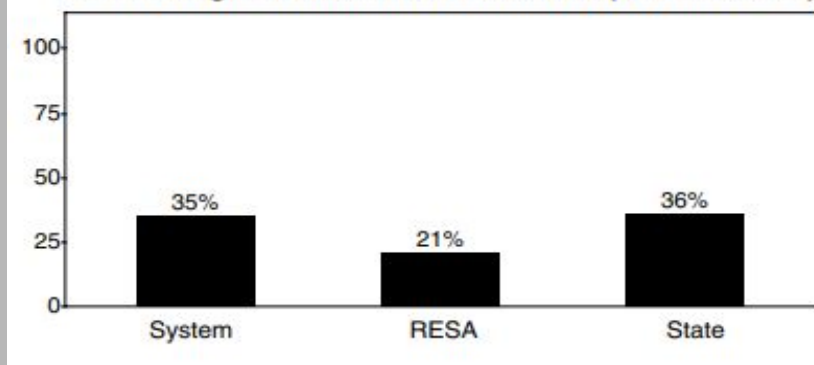


7th Grade: Reading, ELA % Students Proficient

Lexile Distribution

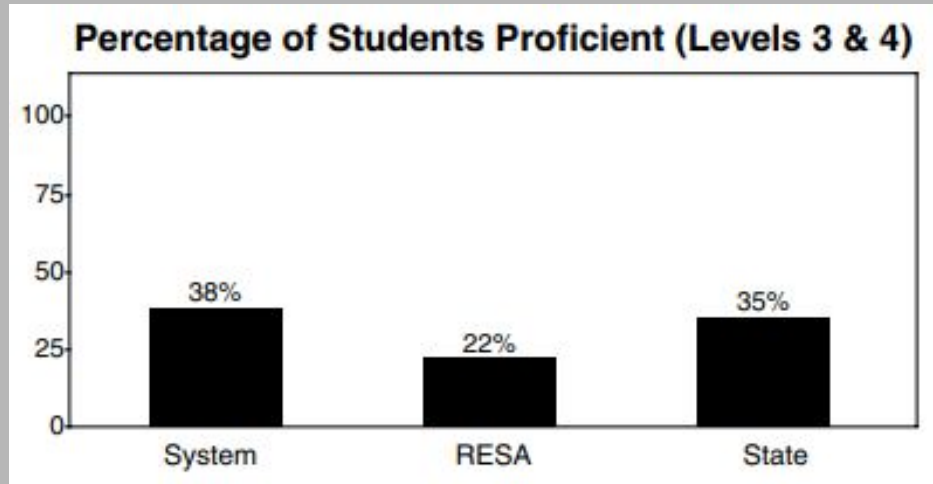


Percentage of Students Proficient (Levels 3 & 4)



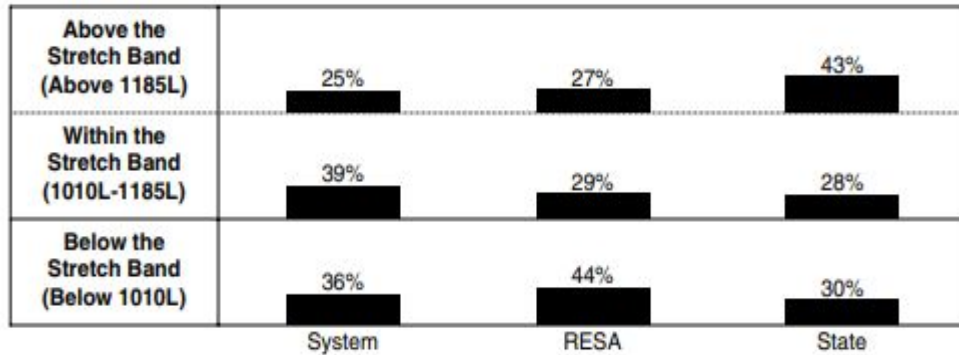
7th Grade: Math

% Students Proficient

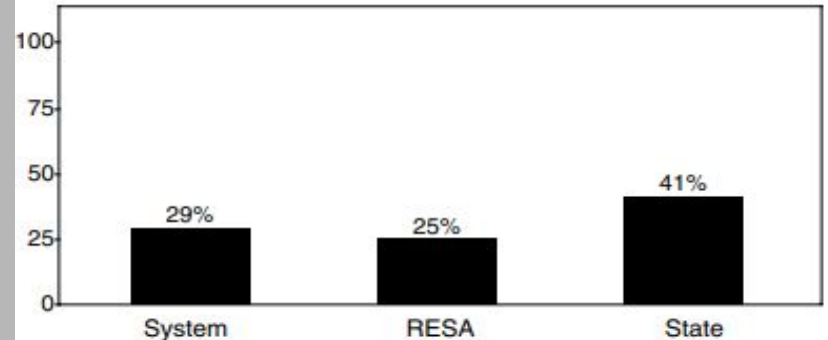


8th Grade: Reading and ELA % Students Proficient

Lexile Distribution



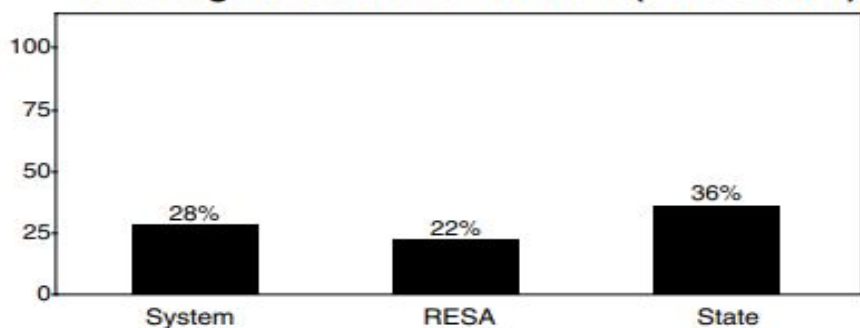
Percentage of Students Proficient (Levels 3 & 4)



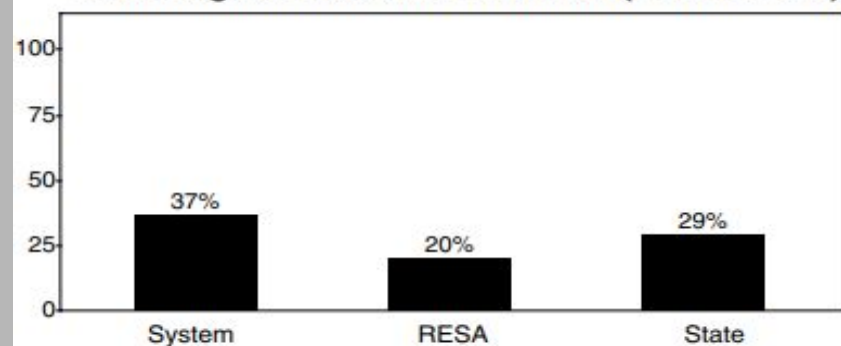
8th Grade: Math and Science

% Students Proficient

Percentage of Students Proficient (Levels 3 & 4)



Percentage of Students Proficient (Levels 3 & 4)



JCMS Next Steps

- District Non-Negotiables
 - *Data Driven* decision making
 - *Whole Child Supports* - MTSS, PBIS, SEL
- Recruit/Retain Professionally Qualified Teachers
- IC Lab Classroom (8th Grade ELA and Social Studies) focused on Balanced Block and Literacy Strategies with Fidelity
- Students monitoring their own data