

Step 1:

Go to <https://www.texasassessment.gov/index.html>

Step 2:

Select Students and Families

The screenshot shows the Texas Assessment website home page. At the top, there is a navigation bar with links for 'Home' and 'Students and Families'. A yellow callout box with a white arrow points to the 'Students and Families' link. Below the navigation bar are the logos for TEA (Texas Education Agency), TEXAS ASSESSMENT, and VISIT TXSCHOOLS.GOV. The main content area features a large background image of a young girl. The text 'Learn More About Texas Assessments' is prominently displayed. Below this, there is a section titled 'View Your Child's Test Results' which includes a 'Family Portal' button and a description: 'Visit the secure TexasAssessment.gov Family Portal to learn more about your child's score and view custom resources for your child.' Further down, there is a 'Browse by User' section with three categories: 'Students and Families', 'Testing Personnel', and 'Educators', each with a brief description of the resources available.

Browse by Assessment Program



Step 3:



Students and Families

Learn more about state assessments and find resources for your child.




Home > Students and Families

Browse by Assessment Program



STAAR
State of Texas Assessments of Academic Readiness®



STAAR Alternate 2
State of Texas Assessments of Academic Readiness Alternate 2



TELPAS
Texas English Language Proficiency Assessment System



TELPAS Alternate
Texas English Language Proficiency Assessment System Alternate

Select TELPAS

Step 4:

Home Students and Families Testing Personnel Educators Assessment Programs Resources [En español](#)

TEA | **TEXAS ASSESSMENT** [VISIT TXSCHOOLS.GOV](#)


TELPAS

The Texas English Language Proficiency Assessment System (TELPAS) is an annual assessment for students who have been identified as English learners (ELs). TELPAS assesses English language proficiency in four language domains - listening, speaking, reading, and writing.

Home > TELPAS

Prepare for Testing


INFORMATION



All About the TELPAS Test

Find more information about the TELPAS test.


INFORMATION



How to Help My Child Prepare

Access a family checklist and resources on the TELPAS test.


INFORMATION



Select How to Help My Child Prepare

Find a question...

INFORMATION



Testing Calendar

Access the annual testing calendar for all Texas assessments.

Step 5:

[Home](#)[Students and Families](#)[Testing Personnel](#)[Educators](#)[Assessment Programs](#)[Resources](#)[En español](#)

TEXAS ASSESSMENT

[VISIT TXSCHOOLS.GOV](#)

TELPAS

The Texas English Language Proficiency Assessment System (TELPAS) is an annual assessment for students who have been identified as English learners (ELs). TELPAS assesses English language proficiency in four language domains - listening, speaking, reading, and writing.

[Home](#) > [TELPAS](#)

Prepare for Testing

INFORMATION



All About the TELPAS Test

Find more information about the TELPAS test.

Click here for more TELPAS resources

INFORMATION



TELPAS FAQs

Find answers to frequently asked questions about the TELPAS test.

INFORMATION



Testing Calendar

Access the annual testing calendar for all Texas assessments.

Paso 1:

Go to <https://www.texasassessment.gov/index.html>

Paso 2:

The screenshot shows the homepage of the Texas Assessment website. At the top, there is a dark navigation bar with the following elements from left to right: 'Inicio', 'Estudiantes y Familias', a yellow box containing the text 'Seleccione Estudiantes y Familias' with a yellow arrow pointing left to the 'Estudiantes y Familias' link, and 'In English'. Below the navigation bar are the logos for 'TEA Texas Education Agency', 'TEXAS ASSESSMENT', and 'VISIT TXSCHOOLS.GOV'. The main content area features a large background image of a young girl. The text 'Conozca más acerca de las evaluaciones de Texas' is prominently displayed. Below this, there is a section titled 'Vea los resultados de las pruebas de su hijo' which includes a preview of the 'Portal para la familia' and a button that says 'Visite el portal para la familia'. At the bottom, there is a 'Navegación por usuario' section with three columns: 'Estudiantes y familias', 'Personal de las pruebas', and 'Educadores'. The text 'Aprenda más acerca de la', 'Recursos e información necesaria', and 'Encuentre recursos para el' is partially visible at the bottom of these columns.

Paso 3:

Inicio

Estudiantes y Familias

Programas de Evaluación

Recursos

In English



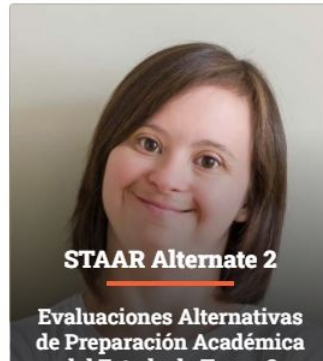
VISIT TXSCHOOLS.GOV

Estudiantes y familias

Aprenda más acerca de la evaluaciones estatales y encuentre recursos para su hijo.

Inicio > Estudiantes y familias

Explore cada programa de evaluación



Seleccione TELPAS

Paso 4:

Inicio Estudiantes y Familias Programas de Evaluación Recursos In English

TEA | **TEAS ASSESSMENT** VISIT [TXSCHOOLS.GOV](https://www.txschools.gov)


TELPAS

El Sistema para Evaluar el Dominio del Idioma Inglés de Texas (TELPAS, por sus siglas en inglés) es una evaluación anual para estudiantes que han sido identificados como estudiantes que están aprendiendo inglés (EL, por sus siglas en inglés). TELPAS evalúa el dominio del inglés en cuatro áreas de conocimiento del language: comprensión oral, expresión oral, lectura y escritura.

Inicio > TELPAS

Preparación para la prueba


INFORMACIÓN



Todo acerca de la prueba TELPAS

Encuentre más información acerca de la prueba TELPAS.

INFORMACIÓN



Cómo ayudo a mi hijo a prepararse

Acceso a una lista de verificación para la familia y a recursos de la prueba TELPAS

INFORMACIÓN

Encuentre las respuestas a las preguntas frecuentes sobre la prueba TELPAS.

INFORMACIÓN

pruebas para todas las evaluaciones de Texas

Seleccione ¿Cómo ayudar a mi hijo(a) a prepararse?