


Operoo: Logging in and Responding to a Form as a User

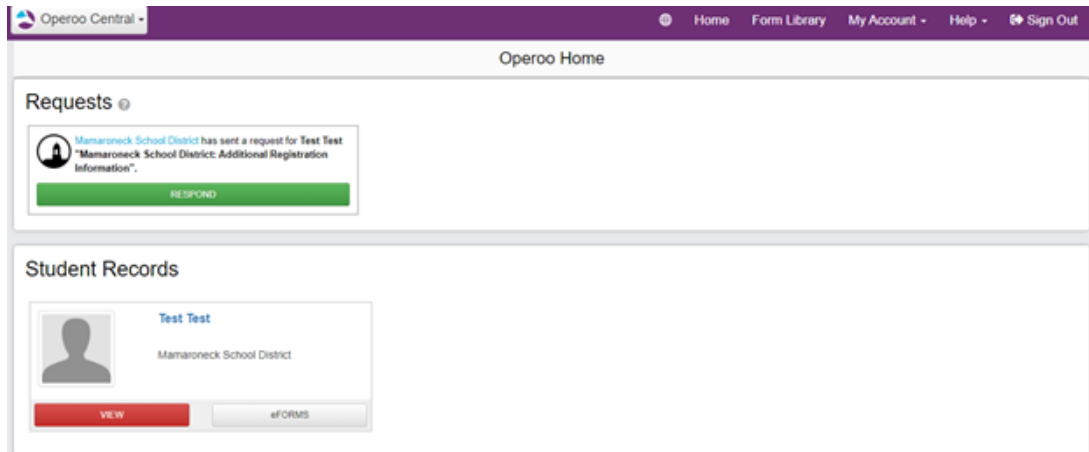
- 1) Login to your Operoo account through either an internet browser, or through the Operoo app by going to operoo.com and clicking the login button in the top right corner.



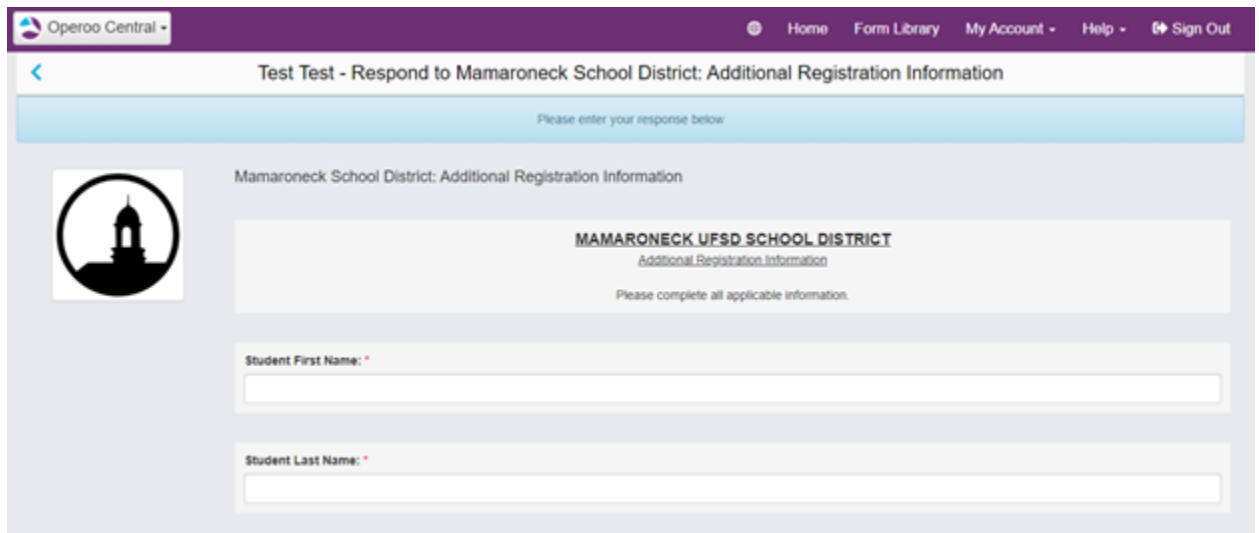
- 2) In the login screen, enter your user credentials including your username and password. If you cannot locate the original email you received with the user credentials, you can click on "Resend Confirmation email" to have them resent. Upon signing into Operoo for the first time, you will be asked to indicate a private password and choose your language preference.



- 3) You will be brought to your Operoo Central page, where you will see any digital forms that require a response. To respond, you will click on the green Respond button below the form. If you did not set-up your language preference when initially setting up your Operoo account, you may choose your preferred language by clicking on the circular icon to the left of the word "Home" at the top of the screen.



- 4) You will then see the content of the form to be completed. Use the provided fields to answer any questions that are contained in the digital form, including signature lines.




- 5) Once you have filled in all the required fields, you can submit the document by clicking on the blue Submit Response button.

Please sign here to confirm that all above information is correct.

Type your name and sign below

[Clear](#) [Show me how](#)



[Submit Response](#) [Save for later](#)

