
Superintendent's Recommended FY2022 Budget

January 14, 2021

Coventry Board of Education

Mission Statement

**The Coventry Public Schools will prepare every student for life, learning
and work in the 21st century.**

Adopted: March 2017

Board of Education Goals

1. Identify, define, and measure the critical skills and attributes that are required for success and align systems to continuously improve student performance and achievement.
2. Maintain and promote a positive and respectful learning community.
3. Recruit, retain and develop high quality staff at every level.

Adopted: March 2017

3

Student Enrollment

October 1	In-District Enrollment	Out-of-District Enrollment	Total Number of Students *
2011	1814	187	2001
2012	1752	193	1945
2013	1685	186	1871
2014	1643	165	1808
2015	1624	143	1767
2016	1616	148	1764
2017	1682	139	1821
2018	1641	131	1772
2019	1674	126	1800
2020	1602	113	1715

Enrollment for the 2020-2021 school year was impacted due to the pandemic.

* Totals include all students for which the district may be fiscally responsible, e.g., special education outplacements, magnet school students, trade school students, etc.

4

Enrollment Projection

Cohort Survival Method

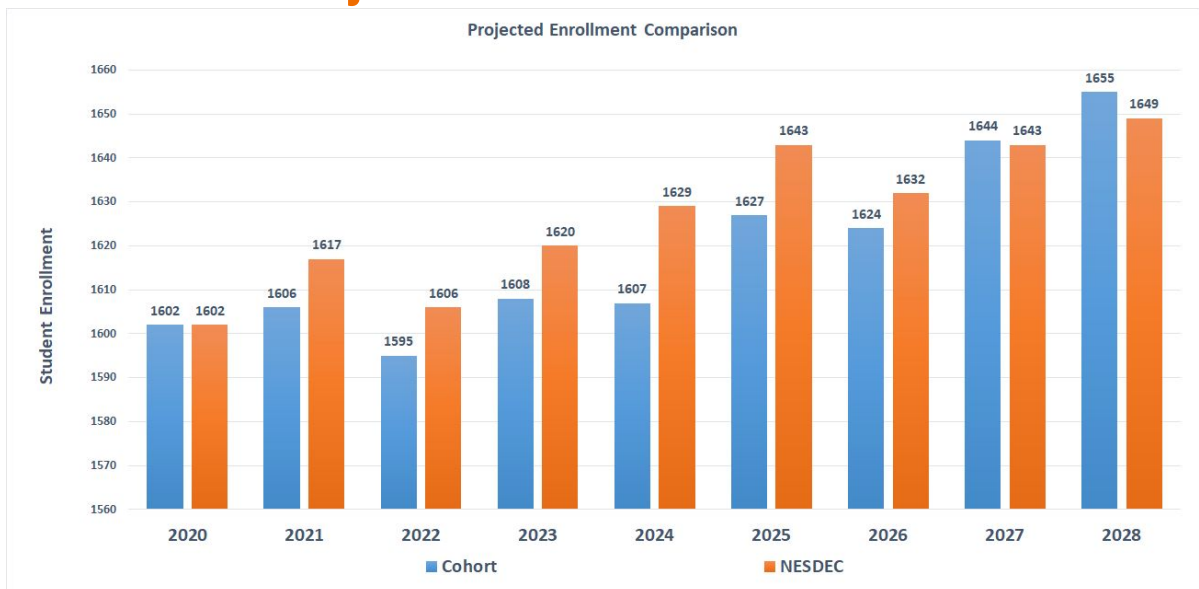
- Based on actual student enrollment and resident births

NESDEC (New England School Development Council)

- Enhanced Cohort Survival Method
 - Based on actual student enrollment and resident births
 - Includes other trending factors, such as town building permits issued, non-public and magnet school enrollment, home schooled children

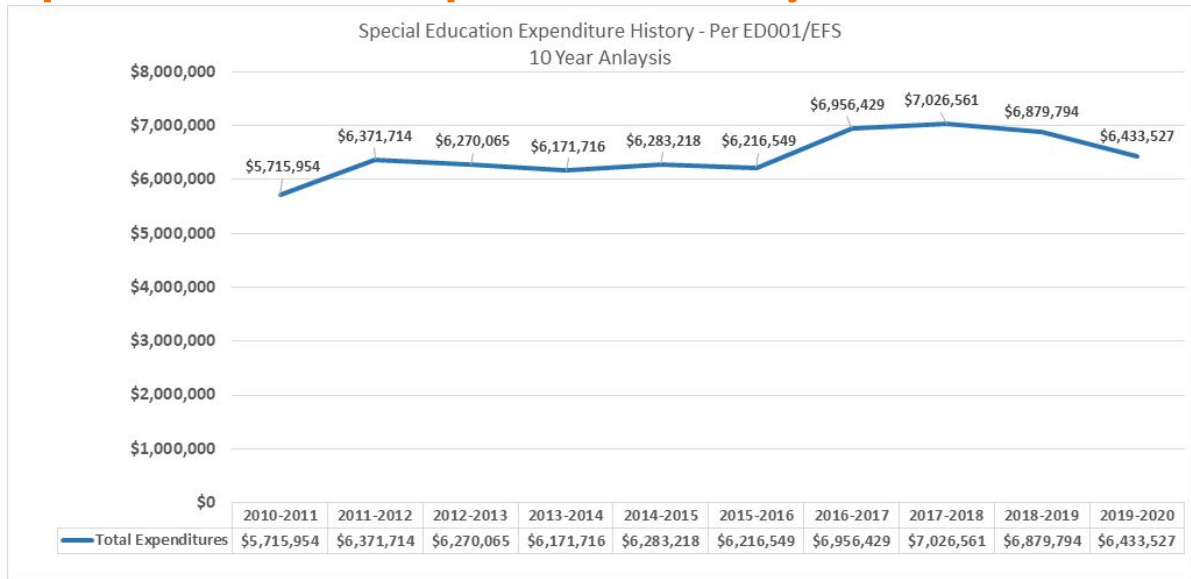
5

Enrollment Projection



6

Special Education Expenditure History - Per ED001/EFS



7

Per Pupil Expenditure

2019 -20 Net Current Expenditure (NCE) Per Pupil (NCEP)

- DRG E - ranked **31** out of **34**
- State - ranked **131** out of **166**

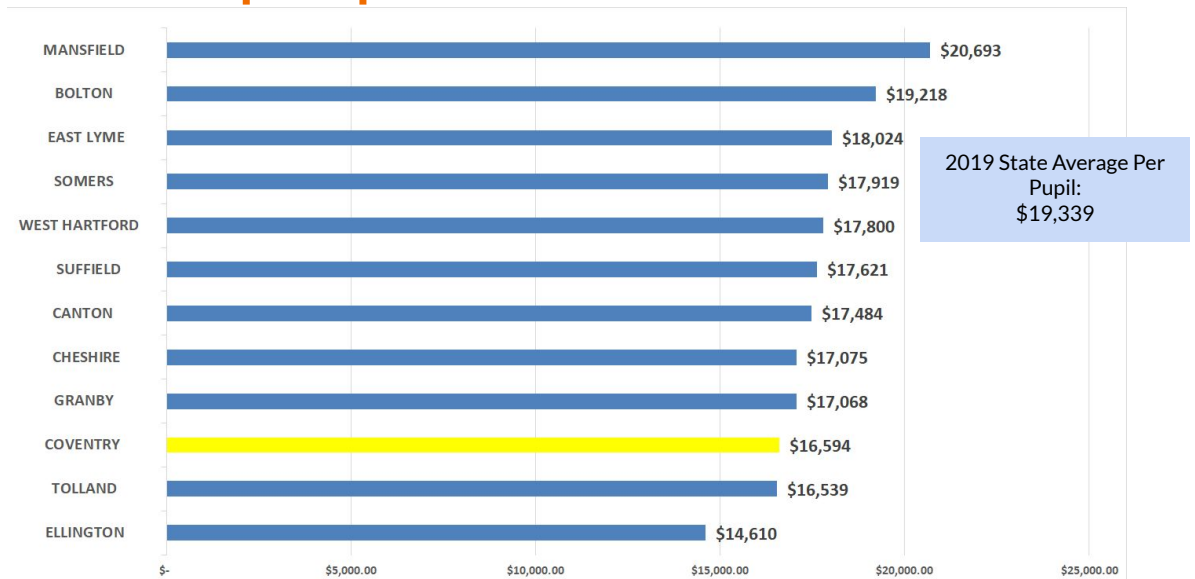
2018-19 Net Current Expenditure (NCE) Per Pupil (NCEP)

- DRG E - ranked **28** out of **34**
- State - ranked **112** out of **166**



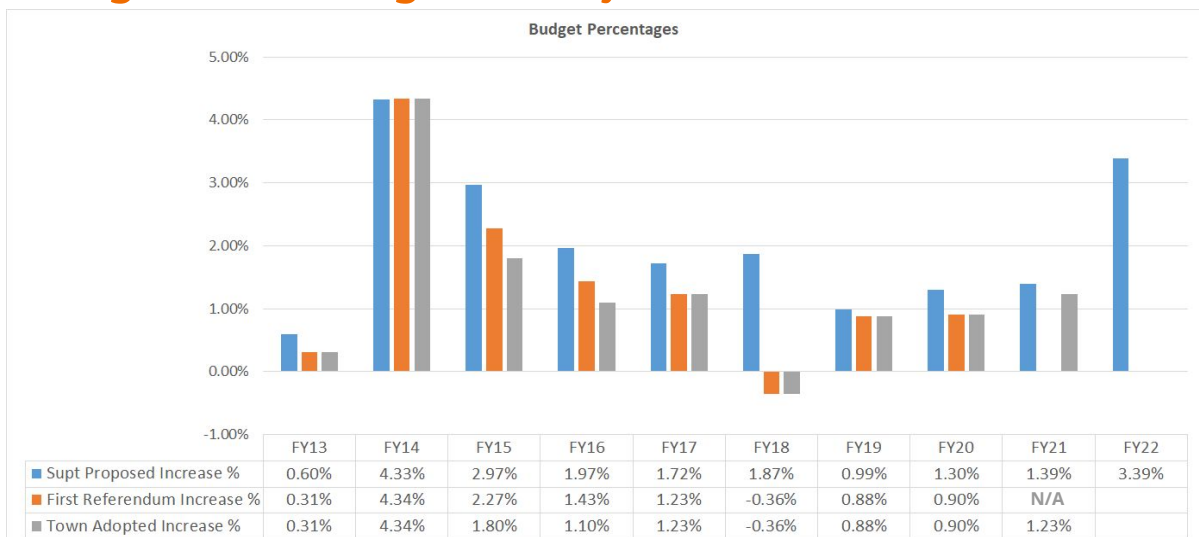
8

2019 Per Pupil Expenditure



9

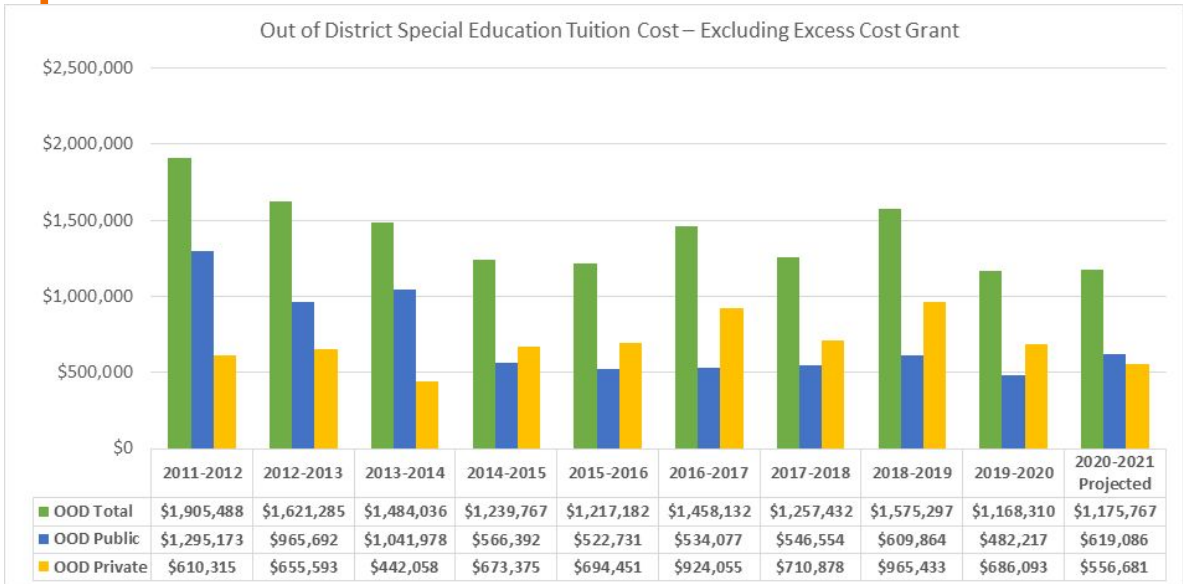
Budget Percentage History



FY21 - Pandemic Year - No 2020 Referendum

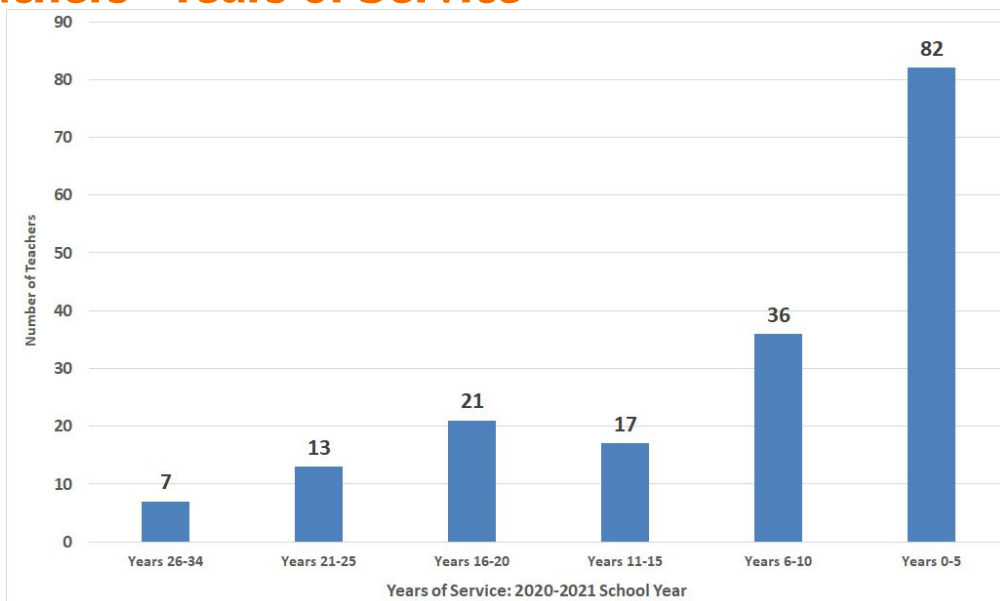
10

Special Education Out of District Placements



11

Teachers - Years of Service



12

Additional Funding Sources FY2019 - FY2021 and Beyond

Competitive School Readiness	\$7,762	Hess STEM Kits	\$626
College Career Pathways	\$500	Greenworks!	\$1,000
Youth Literacy Grant	\$4,000	Connecticut Music Educators Association	\$600
Smart Start - 2 grants (over 10 years)	\$2,475,000	Connecticut Association of Schools	\$10,000
NASA - Out of this World! Science Day	\$1,045	PEGPETIA Grant	\$43,496
Ossen Family Foundation	\$5,400	AT&T	\$10,000
SERAC	\$500	Northrop Grumman	\$800
Travelers	\$500	Math Recovery (EASTCONN)	\$1,000
Connecticut Reading Association	\$3,000	Bureau of Special Education	\$12,000
Minority Recruitment Grant	\$5,000	Everybody Learns Initiative - Chromebooks	\$67,200
Coronavirus Relief Funds (CRF)	\$53,211	Title IV	\$30,234
Coronavirus Relief Funds (CRF) Municipal RD 1	\$40,947	Funds for Teachers Fellowship	\$8,390
Coronavirus Relief Funds (CRF) Municipal RD 2	\$47,614	Elementary and Secondary School Emergency Relief (ESSER)	\$117,663
Smart Start - COVID Supply Funding	\$5,100	Total	\$2,952,588

13

District Refinements

➤ Math Support - 0.5 FTE Certified Staff (Grades K-2)

- Reduces group sizes to a maximum of three students
- Enables students to be properly assessed and moved forward when ready
- Allows CGS to have one dedicated provider for each group of students, which aligns with best practice

➤ Curriculum Based Online Platforms (Grades 3-5)

- Support the continued need to plan for a variety of instructional models
- Enable students to benefit from online programs that align with curriculum to supplement the live, synchronous instruction
- Allow tracking of student progress, growth, and skills

14

District Refinements

➤ **Certified Nurse Assistant (District-wide)**

- Alleviate medical responsibilities for case managers, para-educators, and special education teachers (in part)
- Minimize the number of schedule readjustments needed that impact services of other students

➤ **Special Education Teacher .4 FTE (Grades 6-8)**

- Provides appropriate and consistent support for students with highest needs
- Supports needs of additional students at the middle school level
 - Needs include - intensive instruction, life skills instruction

➤ **Maintenance Carpenter (District-wide)**

- Maintains projects' timelines
- Keeps projects on budget
- Realizes financial savings

15

District Refinements

➤ **STEM and Computer Science Specialist 1.0 FTE (District-wide)**

- Offers comprehensive support in science, aligning instruction to NGSS and coordinating assessment practices and implementation of curriculum to ensure high achievement and preparation for the state assessment
- Provides support for computer science instruction and implementation of computer science curriculum K-12 in light of new state standards
- Collaborates on the K-12 articulation of STEM programming and coaching for teachers

➤ **Technology Technician Position - Continued (District-wide)**

- Added support needed to service students, staff, and families
 - Addition of numerous software applications
 - Transitioning to a one-to-one program district-wide
 - Operating two separate ticketing systems (substantial increase in service tickets)

16

Fiscal Impact Refinements

Math Support - Certified Staff (Grades K-2)	\$27,878
Curriculum Based Online Platforms (Grades 3-5)	\$11,845
Certified Nurse Assistant (District-wide)	\$20,964
Special Education Teacher .4 FTE (Grades 6-8)	\$1,111
Maintenance Carpenter (District-wide)	\$8,352
STEM and Computer Science Specialist 1.0 FTE (District-wide)	\$15,265
Continue Technology Tech (District-wide)	\$35,875
<hr/>	
Total	\$121,290

17

Other Budget Considerations



18

FTE Impact - Regular Education

➤ 3.63

FTE Impact - Special Education

➤ <1.60>

Net FTE Impact

➤ 2.03



19

Title I Adjustments Made Due to a Reduction in Funding

- 0.62 FTE GHR Reading Para-educator at GHR
- 0.62 FTE GHR Reading Para-educator at GHR
- 0.05 FTE Teacher at CNH

- **1.29 Total FTE** added to the Operating budget due to a reduction in Title I funding

20

Major Budget Drivers - Increases (over \$20,000)

	\$ Increase to Budget	% Increase to Budget
Certified Salaries	\$464,391	1.67%
Non Certified Salaries	\$75,767	0.27%
Health Insurance	\$216,616	0.78%
Pension	\$150,298	0.54%
Contracted Services	\$57,327	0.20%
Regular Education Transportation	\$48,007	0.17%
<hr/>		
Subtotal Increases	\$1,012,406	3.63%

21

Major Budget Drivers - Decreases

	\$ Decrease to Budget	% Decrease to Budget
Instructional Supplies	\$ <33,204>	<0.12%>
All Other Objects	\$ <34,395>	<0.12%>
<hr/>		
Subtotal Decreases	\$ <67,599>	<0.24%>
Subtotal Increases	\$1,012,406	3.63%
<hr/>		
Total	\$ 944,807	3.39%

22

Measure Your Academic Return on Investment (A-ROI)

23



District Strategic Plan

- **Foundation and springboard for the district's refinement work**
- **Data validates that the plan is working**
- **Administration must now work the plan with budget refinements**



25

Accomplishments

Instruction and Technology Integration for Hybrid and Distance Learning

NGSS

Preschool

Creation of Alternative Education Programs

Technology Department Redesign

Technology Integration

Security Upgrades

Standards Based Report Cards

Ainsworth Curriculum Model

Computer Science Programming

K-12 Intervention Redesign

Google Suite

Full Day Kindergarten

NEASC Accreditation

Increased Graduation Requirements

K-12 1:1 Devices

3D Printing

Significant Grant Funding Awarded

Isolation to Collaboration

ABA Programs

Portrait of the Graduate

Refined SRBI Process

Challenging Referendums

Coherence Alignment-Mission, Goals, Initiatives Professional Development

SAT Redesign-SAT Plan

BOE Goals & Mission Statement Revision

University/College Partnerships

College and Career Ready Culture

China Program Enhanced

Innovation Grants

Eureka Math Implementation

Project Lead the Way

26

Accolades - District

- GHR - National Blue Ribbon School!
- CHS – Ranked 39 in Connecticut by US News and World Reports – #1 in Our DRG
- CHS National Business Honor Society Established 2020
- CHS Principal named by CAS as Principal of the Year
- Coventry Board of Education received the CABA Leadership Award (2015, 2016) & the Board of Distinction Award (2017, 2018, 2019)
- CNH Awarded New England League of Middle Schools Spotlight School recognition
- CHS Assistant Principal named by CAS as Assistant Principal of the Year
- GHR Achieved “School of Distinction” (Next Gen Accountability System) Three Years in a Row
- CHS Coach named CT High School Coaches Association Assistant Track Coach of the Year
- CHS Boys Baseball Coach named NCCC Coach of the Year
- Coventry was showcased in the SDE Performance Matters Newsletter
- CNH - School of Distinction by the SDE - Exceptional work recognizing Veterans
- Jay Mathews Challenge Index* - Coventry ranked 10th in CT (2018)
- Jay Mathews Challenge Index* - CHS was ranked in the top 6% of high schools in the nation (2018)
- CHS teachers chosen to participate in Advanced Placement Program Reading
- University of Connecticut Site District
- Superintendent awarded *Dr. Albert J. Kerkin Award* by Vernon Regional Adult Board of Education
- Coventry teachers have been selected to present at the Regional, State, and National Conferences:

ATOMIC Conference	Moving from Compliance to Coherence Conference
CT Reading Association Conference	NCTM Conference
CCSU Literacy Essentials Conference	CEN Annual Conference
UConn iPad Conference	UConn ECE Professional Development Training
CECA/CASL Conference	Teachers of Critical Language Selection Committee
LearnZillion Teachfest	CT Music Educators Association
ATMNE Conference	New England League of Middle Schools
CSDE Performance Matters Conference	MA Music Educators Association All-State Conference

27

Accolades - Students

- Coventry students have been recognized in the following ways:
 - MLK Essay Contest Winners - 1st and 2nd Graders
 - Future Problem Solvers Program International Program - Placing 1st, 2nd, 3rd
 - CAS Outstanding Middle Level Scholar Leaders
 - Honorable Mention - UConn's Connecticut Writing Project
 - Best Buddies Unsung Hero Award
 - Best Buddies Violet Richardson Award
 - 2nd Place at the Annual Brain Dance Awards
 - CAS Celebration of Arts Festival Honorees
 - CT Regional Scholastic Art Awards Program - Silver Key Award and Honorable Mentions
 - Patriot's Pen Contest Local Winners
 - Participants in the Eastern Regional Music Festival
 - Recognized as Advanced Placement Scholars by the College Board
 - Paralyzed Veterans of America Poetry Contest National Winner
 - Recipient of the 2017 Milton Fisher Scholarship for Innovation and Creativity
 - CHS Student Commended by the 2018 National Merit Scholarship Corporation (NMSC)
 - Prudential Spirit of Community Award Winner - CHS Freshman (2019)
 - Roadway Safety Poster Contest Winner - 4th Grader
 - CNH student group and two CHS student groups were honored at the Challenge to Educational Citizenship Awards

28

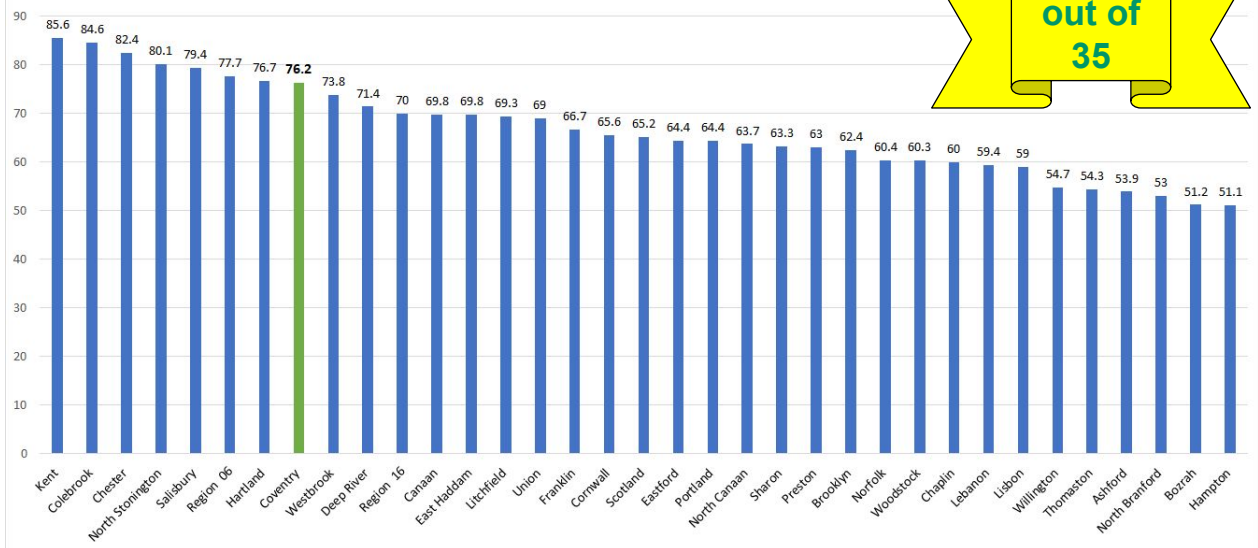
Student Achievement



29

2019 SBAC ELA DRG Achievement Data Comparison

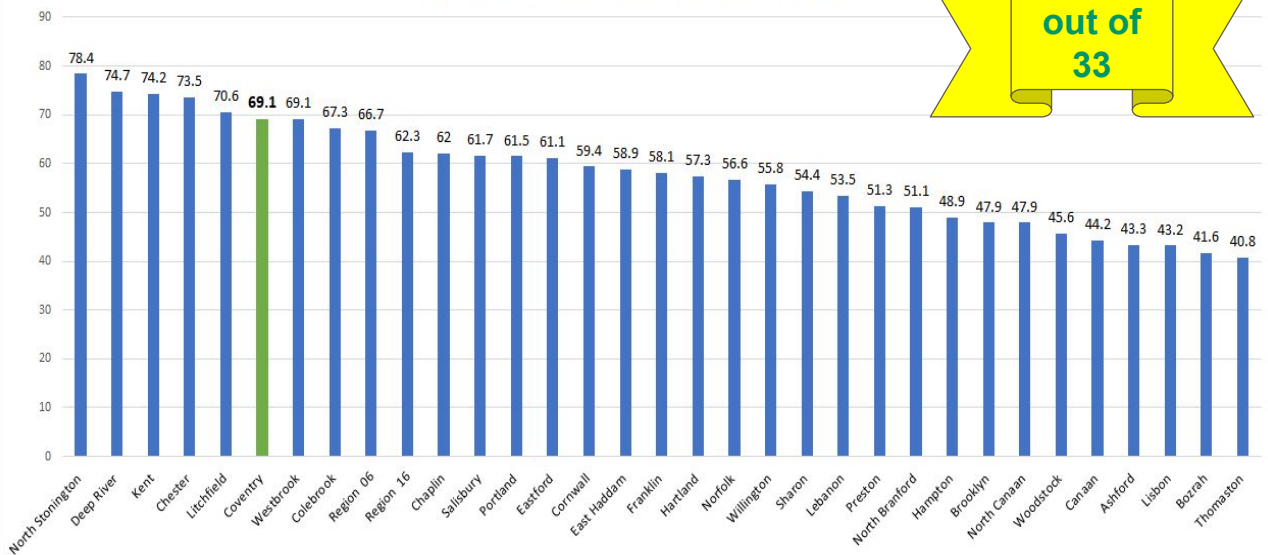
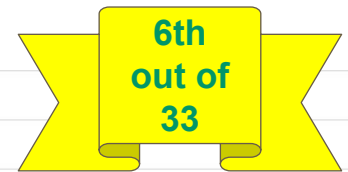
**8th
out of
35**



2020 - All testing impacted due to pandemic

30

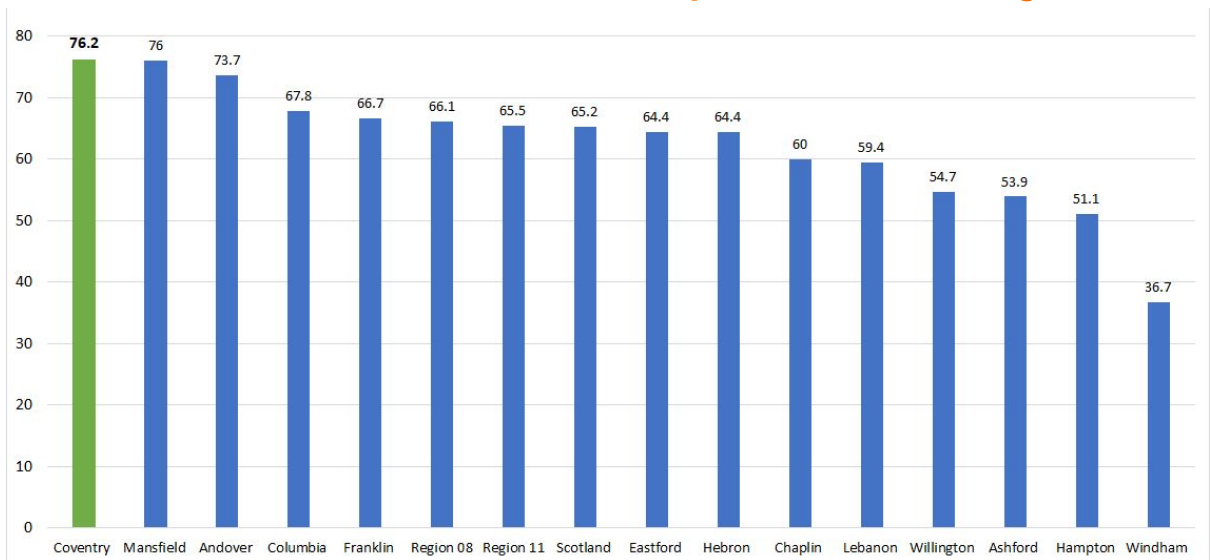
2019 SBAC Math DRG Achievement Data Comparison



2020 - All testing impacted due to pandemic

31

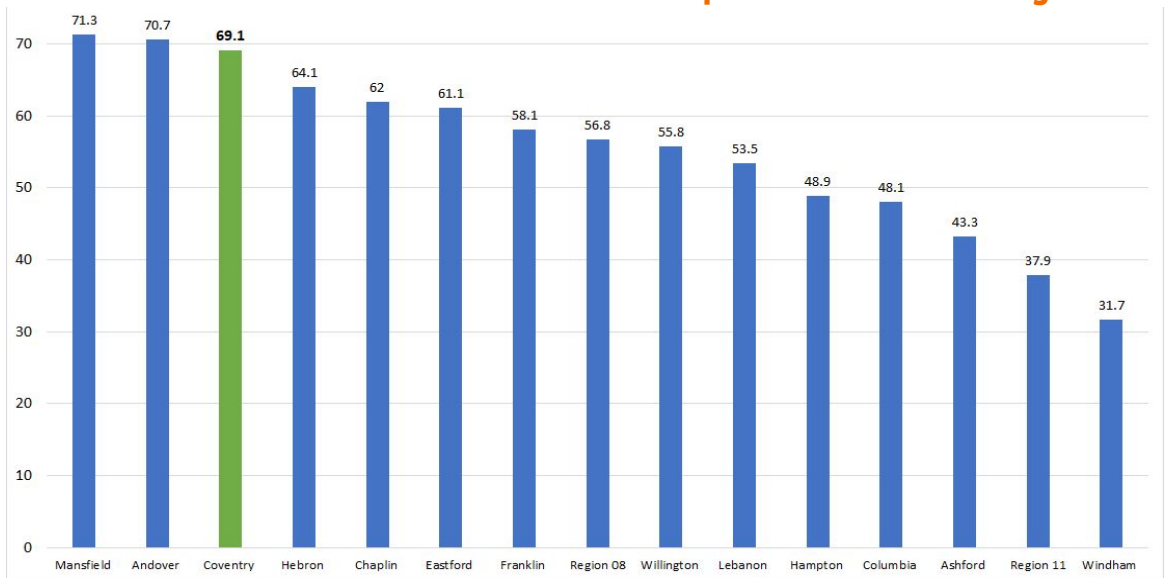
2018-2019 ELA Percent Level 3 or Above Comparison to Surrounding Towns



2020 - All testing impacted due to pandemic

32

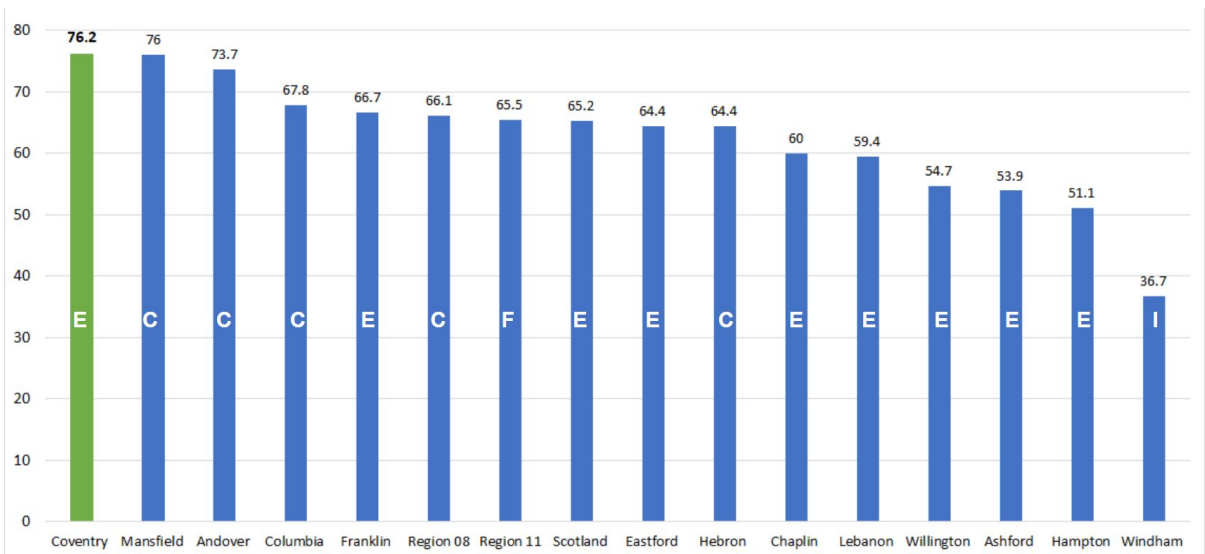
2018-2019 MATH Percent Level 3 or Above Comparison to Surrounding Towns



2020 - All testing impacted due to pandemic

33

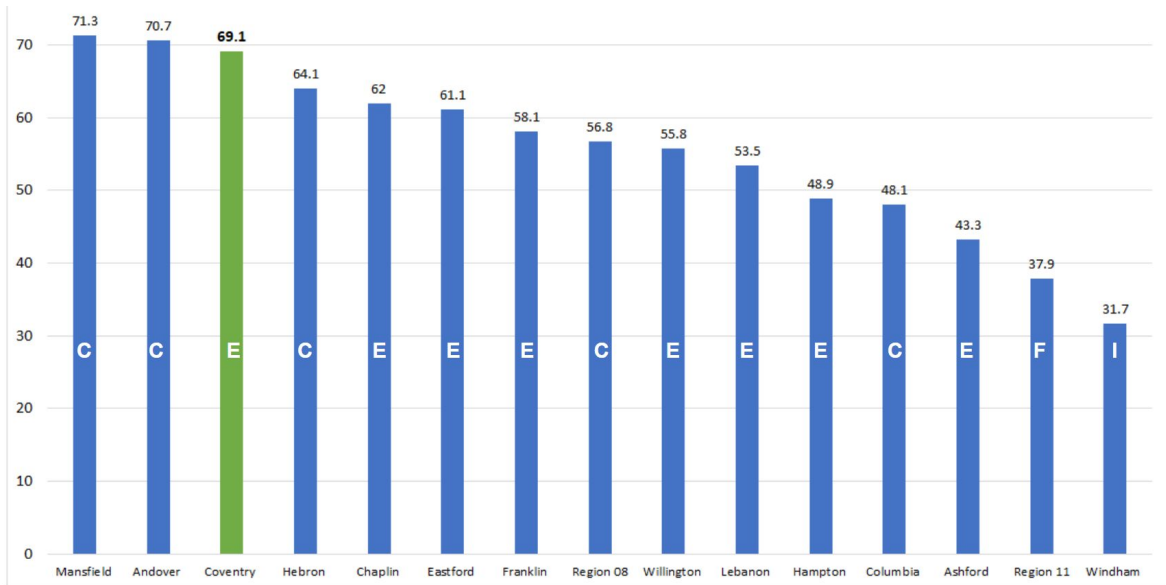
2018-2019 Impressive Data - ELA Percent Level 3 or Above



2020 - All testing impacted due to pandemic

34

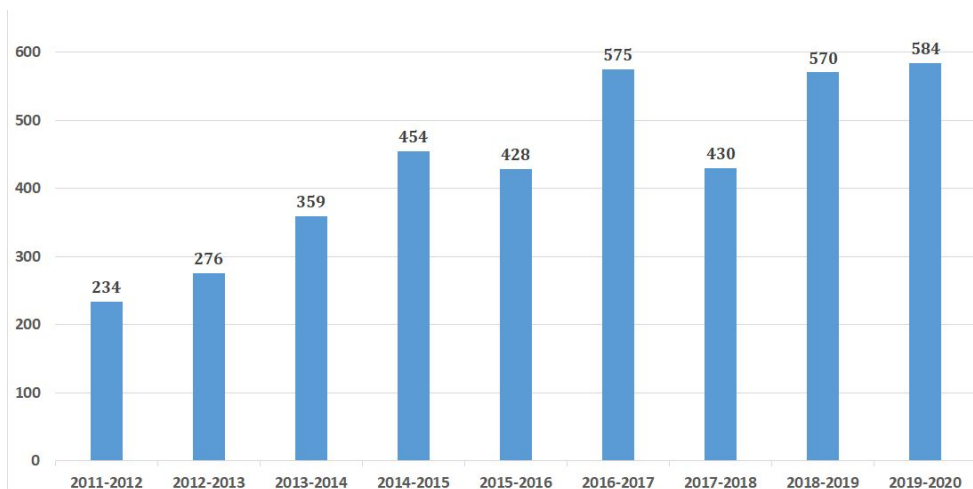
2018-2019 Impressive Data - Math Percent Level 3 or Above



2020 - All testing impacted due to pandemic

35

MCC Credits Earned



MCC

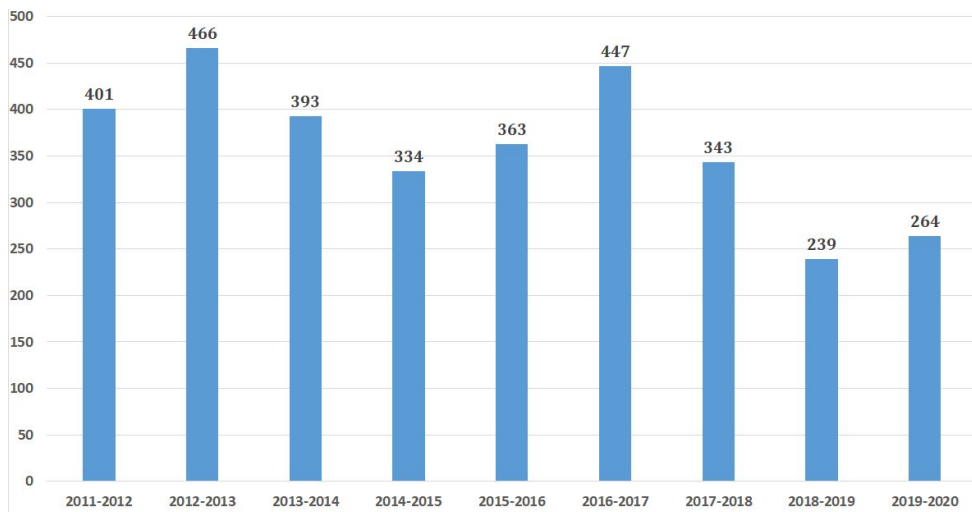
Credits earned
584

Tuition Cost/1 credit
\$166

Total Savings
\$96,944

36

UConn ECE Credits Earned



UConn ECE

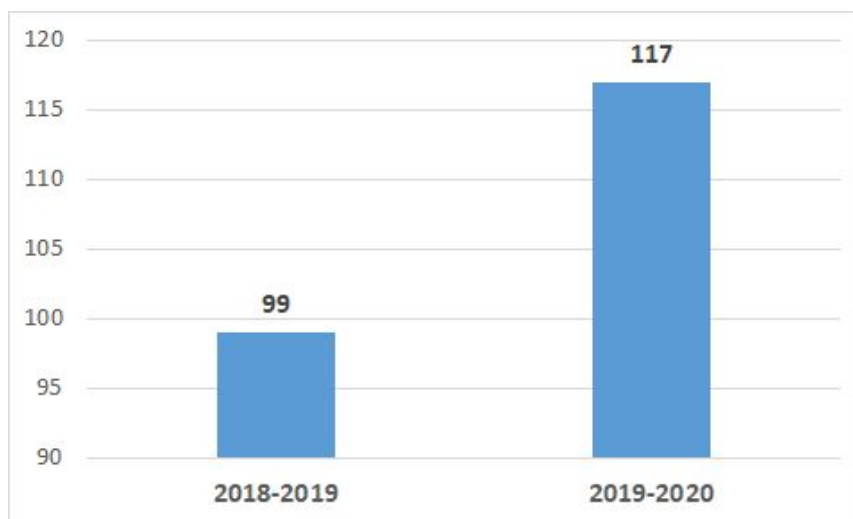
Credits earned
264

Tuition Cost/1 credit
\$575

Total Savings
\$151,800

37

ECSU Credits Earned



ECSU

Credits earned
117

Tuition Cost/1 credit
\$556

Total Savings
\$65,052

38

Quality Education Systems = Stable Real Estate Values or Increased Values

Research has validated this claim:

- **New York Times**
<https://www.nytimes.com/interactive/2017/03/30/upshot/good-schools-affordable-homes-suburban-sweet-spots.html?mcubz=1>
- **Realtor.com**
<https://www.realtor.com/research/housing-insights-in-top-rated-school-districts/>
- **Collateral Analytics**
<https://collateralanalytics.com/blog/2018/04/17/housing-values-school-quality/>



39

Uniting As A Community To Support Our Students

**Coventry Public Schools
Portrait of the Graduate Competencies**

Critical Thinker	Engaged Collaborator	Effective Communicator	Empowered Citizen	Authentic Innovator
<ul style="list-style-type: none"> • Develops critical thinking skills • Analyzes information • Evaluates evidence • Synthesizes information • Applies knowledge to new situations 	<ul style="list-style-type: none"> • Works effectively with others • Contributes to a team • Respects the rights of others • Demonstrates leadership • Takes responsibility for one's actions 	<ul style="list-style-type: none"> • Communicates effectively • Listens actively • Speaks clearly and confidently • Writes effectively • Uses technology effectively 	<ul style="list-style-type: none"> • Participates in community activities • Understands the needs of others • Demonstrates leadership • Takes responsibility for one's actions • Shows respect for diversity 	<ul style="list-style-type: none"> • Demonstrates creativity • Develops original ideas • Applies knowledge to new situations • Takes responsibility for one's actions • Shows respect for diversity

40