

Northeastern Local School District

Accumulated Monthly Financial Report

For the Month Ended June 30, 2018



Page 1 - General Fund Variance Report Summary

- Cash Balance
- Revenue
- Expenditures

Page 2 - SM2M General Fund Monthly Budget vs Actual with Year-to Date

Page 3 – Notes

Pages 4-11 – Cash Financial Report by Fund

Page 12 - Cash Fund Balance Reconciliation to Bank

Pages 13-15 - Redtree Investment Report

Prepared by:

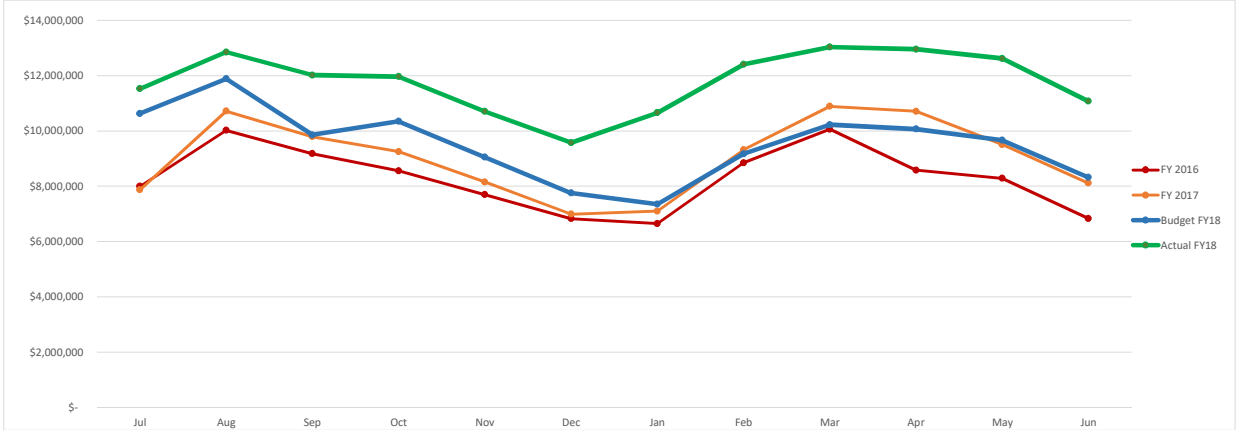
Northeastern Local School District Treasurer's Office

Dale R Miller, CPA, Treasurer/CFO

937-325-7616

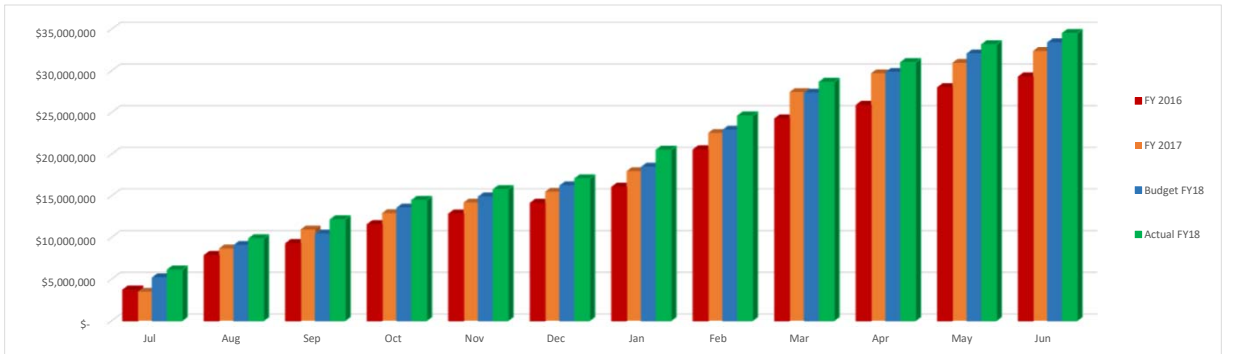
**Northeastern Local School District
General Fund & Related Fund Balances
Variance Report June 30, 2018**

	Jul	Aug	Sep	Oct	Nov	Dec	Jan	Feb	Mar	Apr	May	Jun
FY 2016	\$ 7,993,965	\$ 10,019,553	\$ 9,176,907	\$ 8,555,842	\$ 7,696,820	\$ 6,823,949	\$ 6,646,363	\$ 8,848,167	\$ 10,063,933	\$ 8,579,660	\$ 8,283,642	\$ 6,833,070
FY 2017	\$ 7,865,073	\$ 10,717,469	\$ 9,790,834	\$ 9,249,543	\$ 8,152,653	\$ 6,988,883	\$ 7,096,974	\$ 9,315,893	\$ 10,886,774	\$ 10,709,623	\$ 9,505,615	\$ 8,107,778
Budget FY18	\$ 10,630,948	\$ 11,883,632	\$ 9,853,263	\$ 10,341,921	\$ 9,045,510	\$ 7,749,099	\$ 7,350,355	\$ 9,169,504	\$ 10,223,494	\$ 10,069,569	\$ 9,660,560	\$ 8,322,148
Actual FY18	\$ 11,526,029	\$ 12,853,296	\$ 12,020,211	\$ 11,968,901	\$ 10,703,522	\$ 9,574,459	\$ 10,655,227	\$ 12,407,040	\$ 13,032,667	\$ 12,954,189	\$ 12,619,415	\$ 11,076,721



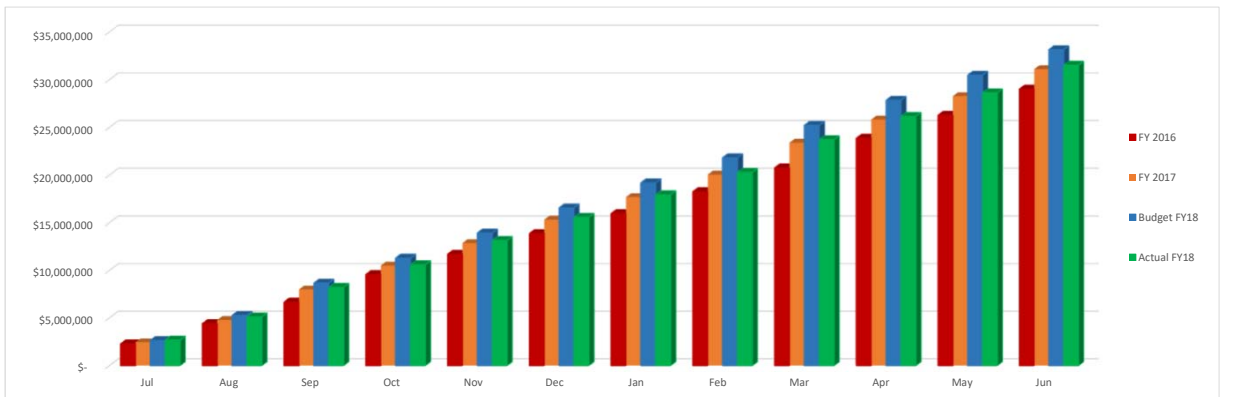
**Northeastern Local School District
General Fund & Related Fund Revenues
Variance Report June 30, 2018**

	Jul	Aug	Sep	Oct	Nov	Dec	Jan	Feb	Mar	Apr	May	Jun
FY 2016	\$ 3,679,516	\$ 7,831,315	\$ 9,262,387	\$ 11,528,599	\$ 12,807,031	\$ 14,095,570	\$ 16,018,102	\$ 20,517,432	\$ 24,223,687	\$ 25,848,629	\$ 27,970,099	\$ 29,251,224
FY 2017	\$ 3,476,788	\$ 8,668,571	\$ 10,943,076	\$ 12,913,914	\$ 14,180,109	\$ 15,467,964	\$ 17,942,280	\$ 22,524,777	\$ 27,438,698	\$ 29,692,033	\$ 30,946,442	\$ 32,365,813
Budget FY18	\$ 5,153,648	\$ 9,036,810	\$ 10,402,078	\$ 13,521,215	\$ 14,855,281	\$ 16,189,348	\$ 18,421,083	\$ 22,870,710	\$ 27,320,337	\$ 29,796,890	\$ 32,018,358	\$ 33,352,425
Actual FY18	\$ 6,092,333	\$ 9,846,698	\$ 12,125,589	\$ 14,451,009	\$ 15,739,961	\$ 17,031,185	\$ 20,478,054	\$ 24,582,094	\$ 28,627,975	\$ 30,992,917	\$ 33,128,499	\$ 34,479,057



**Northeastern Local School District
General Fund & Related Fund Expenditures
Variance Report June 30, 2018**

	Jul	Aug	Sep	Oct	Nov	Dec	Jan	Feb	Mar	Apr	May	Jun
FY 2016	\$ 2,268,742	\$ 4,394,954	\$ 6,668,671	\$ 9,555,948	\$ 11,693,402	\$ 13,854,813	\$ 15,954,931	\$ 18,252,457	\$ 20,742,946	\$ 23,852,161	\$ 26,269,649	\$ 29,001,345
FY 2017	\$ 2,444,785	\$ 4,784,173	\$ 7,985,313	\$ 10,497,441	\$ 12,860,526	\$ 15,312,151	\$ 17,678,376	\$ 20,041,955	\$ 23,384,995	\$ 25,815,481	\$ 28,273,897	\$ 31,091,105
Budget FY18	\$ 2,630,478	\$ 5,260,956	\$ 8,656,593	\$ 11,287,071	\$ 13,917,549	\$ 16,548,028	\$ 19,178,506	\$ 21,808,984	\$ 25,204,621	\$ 27,835,099	\$ 30,465,577	\$ 33,138,055
Actual FY18	\$ 2,674,081	\$ 5,101,179	\$ 8,213,155	\$ 10,589,885	\$ 13,144,216	\$ 15,564,503	\$ 17,930,604	\$ 20,282,831	\$ 23,703,085	\$ 26,146,505	\$ 28,616,861	\$ 31,510,113



SCHOOL DISTRICT: Northeastern Local School Dist IRN # 046250 COUNTY: Clark FISCAL YEAR: 2018 MONTH: 06

	MONTHLY ESTIMATE	MONTHLY ACTUAL	MONTHLY DIFFERENCE	FISCAL YTD ESTIMATE	FISCAL YTD ACTUAL	FISCAL YTD DIFFERENCE
REVENUES						
01.010 General Property (Real Estate)	0	0	0	11,329,310	10,881,277	448,033-
01.020 Tangible Personal Property Tax	0	0	0	0	650,058	650,058
01.030 Income Tax	0	0	0	4,080,310	4,725,454	645,144
01.035 Unrestricted Grants-in-Aid	1,086,102	1,031,560	54,542-	13,033,235	13,010,783	22,452-
01.040 Restricted Grants-in-Aid	27,280	116,310	89,030	327,370	340,406	13,036
01.045 Restricted Grants-in-Aid - SFSF	0	0	0	0	0	0
01.050 Property Tax Allocation	0	0	0	1,774,803	1,775,928	1,125
01.060 All Other Operating Revenue	218,183	167,858	50,325-	2,618,196	2,878,034	259,838
01.070 Total Revenue	1,331,565	1,315,728	15,837-	33,163,224	34,261,940	1,098,716
OTHER FINANCING SOURCES						
02.010 Proceeds from Sale of Notes	0	0	0	0	0	0
02.020 State Emergency Loans & Advancements (Approved)	0	0	0	0	0	0
02.040 Operating Transfers-In	0	0	0	0	0	0
02.050 Advances-In	0	0	0	159,202	50,949	108,253-
02.060 All Other Financing Sources	2,500	34,830	32,330	30,000	166,168	136,168
02.070 Total Other Financing Sources	2,500	34,830	32,330	189,202	217,117	27,915
02.080 Total Revenues and Other Financing Sources	1,334,065	1,350,558	16,493	33,352,426	34,479,057	1,126,631
EXPENDITURES						
03.010 Personal Services	1,403,961	1,431,021	27,060	18,251,502	17,729,603	521,899-
03.020 Employees' Retirement/Insurance Benefits	526,788	560,549	33,761	6,447,804	6,313,282	134,522-
03.030 Purchased Services	513,694	642,551	128,857	6,164,383	5,727,828	436,555-
03.040 Supplies and Materials	111,170	91,731	19,439-	1,334,044	981,343	352,701-
03.050 Capital Outlay	44,980	54,812	9,832	539,770	282,722	257,048-
03.060 Intergovernmental	0	0	0	0	0	0
04.010 Debt Service: All Principal (Historical)	0	0	0	0	0	0
04.020 Debt Service: Principal - Notes	0	0	0	0	0	0
04.030 Debt Service: Principal - State Loans	0	0	0	0	0	0
04.040 Debt Service: Principal - State Advancements	0	0	0	0	0	0
04.050 Debt Service: Principal - HB 264 Loans	0	0	0	0	0	0
04.055 Debt Service: Principal - Other	0	0	0	0	0	0
04.060 Debt Service: Interest and Fiscal Charges	0	0	0	0	0	0
04.300 Other Objects	29,880	2,236	27,644-	358,552	364,983	6,431
04.500 Total Expenditures	2,630,473	2,782,900	152,427	33,096,055	31,399,761	1,696,294-
OTHER FINANCING USES						
05.010 Operating Transfers - Out	42,000	40,815	1,185-	42,000	40,815	1,185-
05.020 Advances - Out	0	69,537	69,537	0	69,537	69,537
05.030 All Other Financing Uses	0	0	0	0	0	0
05.040 Total Other Financing Uses	42,000	110,352	68,352	42,000	110,352	68,352
05.050 Total Expenditure and Other Financing Uses	2,672,473	2,893,252	220,779	33,138,055	31,510,113	1,627,942-
06.010 Excess Rev & Oth Financing Sources over(under) Exp &	1,338,408-	1,542,694-	204,286-	214,371	2,968,944	2,754,573
07.010 Beginning Cash Balance	9,660,556	12,619,415	2,958,859	8,107,777	8,107,777	0
07.020 Ending Cash Balance	8,322,148	11,076,721	2,754,573	8,322,148	11,076,721	2,754,573
08.010 Outstanding Encumbrances	0	671,106	671,106	0	671,106	671,106

Notes

Revenues –Positive Good Negative Bad

Line 1.01 Property Taxes – All Property Taxes are posted \$202,025 (1.8%) over budget of \$11,329,310.

Line 1.03 Income Tax – All collections are posted \$645,144 (15.8%) over budget of \$4,080,310.

Line 1.035 and Line 1.04 on \$43,904 under budget \$12,247,223.

Line 1.05 Property Tax Allocation is the Rollback and Homestead – All reimbursements are posted \$1,125 over budget of \$1,774,803

Line 1.06 All Other Revenues are currently under budget by \$4,415 under budget of \$182,257 budget.

Total Revenues were 3.3% over budget – good news.

Expenditures – Negative Good Positive Bad

Line 3.01 Personal Services – Payroll The variance through the end of June was \$521,899 of a budget of \$18,251,502. These are the positions that were reduced and the variance should grow for the remainder of the fiscal year.

Line 3.02 Benefits – directly related to line 3.1 – benefits are 36% of salary for FY18. Benefits were \$134,522 under budget of \$6,447,804

Line 3.03 Purchased Services – The largest variance is related to the students leaving the district in the EdChoice, Open Enrollment, and Community School over budget by \$199,614 the total dollars sent to other schools equal \$2,974,614, an increase of \$524,763. Several items may have been included in the budget for repairs, maintenance, and/or consolidation we did not spend to hold the total purchased services and remain under by \$436,555.

Line 3.04 Supplies – Curriculum Update – have been ordered with this fiscal years' money, the invoice will be paid in FY19. Supplies were under budget by \$352,701 less the curriculum of \$144,000 to pay or approximately \$208,000.

Line 3.05 Repairs, maintenance, and/or consolidation we will not spend the budget amount in this line as well. We may get a purchase order out against the appropriations for a purchase of the one-to-one computers.

Total Expenditures were 4.9% under budget. Good news.

Summary – currently we have added \$2,968,944 to the budget reserves with carryover purchase orders of \$671,106. The original budget for FY18 had a \$214,000 surplus. We are in Fiscal Year 2019 effective July 2 and budgets are in the system and reflect and estimated operating surplus of \$906,818.

Date: 07/02/2018
 Time: 8:26 am

Northeastern Local School Dist
 Financial Report by Fund/SCC

Page: 1
 (FINSUM)

Fund #	Fund Description	FYTD Receipts	MTD Expenditures	FYTD Expenditures	Current Fund Balance	Current Encumbrances	Unencumbered Fund Balance	Bank Code
001 0000	GENERAL							
	8,107,777.20	1,350,558.24	34,479,056.35	2,893,252.16	31,510,114.15	11,076,719.40	671,584.57	10,405,134.83
002 0000	BOND RETIREMENT FUND							
	901,277.73	0.00	433,116.42	0.00	428,392.47	906,001.68	0.00	906,001.68 9
003 9900	PERM IMPROVE							
	279,516.01	0.00	466,061.59	38.00	510,133.49	235,444.11	8,904.84	226,539.27 9
006 0000	FOOD SERVICE							
	0.00	81,873.90	874,624.73	57,130.48	874,248.73	376.00	0.00	376.00
007 9002	Kevin Smith Memorial							
	802.00	0.00	0.00	0.00	0.00	802.00	0.00	802.00 9
007 9003	Nick Foss Memorial Scholarship Fnd							
	5,289.89	0.00	0.00	500.00	2,500.00	2,789.89	0.00	2,789.89
007 9011	Roger and Suzanne Runyan Memorial Scholarship							
	250.00	0.00	500.00	0.00	250.00	500.00	0.00	500.00
007 9012	Union Club Scholarships							
	2,500.00	0.00	0.00	0.00	0.00	2,500.00	0.00	2,500.00
007 9013	CADY REED MEMORIAL SCHOLARSHIP FUND							
	650.00	0.00	0.00	0.00	0.00	650.00	0.00	650.00
007 9017	Warren Gene Cordell Memorial Scholarship Fund							
	500.00	0.00	0.00	0.00	0.00	500.00	0.00	500.00
007 9021	Mark&Suzanne Klopfenstein Scholarship							
	500.00	0.00	1,100.00	500.00	1,100.00	500.00	500.00	0.00
007 9055	Roger Compton Endowment							
	7,751.00	0.00	2,500.00	0.00	2,500.00	7,751.00	0.00	7,751.00 9
007 905K	District 5K Fund							
	5,769.06	0.00	0.00	0.00	0.00	5,769.06	0.00	5,769.06
007 9102	Tricia Wirth Memorial Fund							
	550.00	0.00	500.00	0.00	500.00	550.00	0.00	550.00
007 9319	Hattie Farrell Memorial Fund							
	2,284.46	0.00	0.00	0.00	55.00	2,229.46	0.00	2,229.46
008 9001	NORTHEASTERN-FERN TINGLEY ENDOWMENT							
	10,068.70	0.00	0.00	0.00	0.00	10,068.70	0.00	10,068.70 9

Date: 07/02/2018
 Time: 8:26 am

Northeastern Local School Dist
 Financial Report by Fund/SCC

Page: 2
 (FINSUM)

Fund #	Fund Description	FYTD Receipts	MTD Expenditures	FYTD Expenditures	Current Fund Balance	Current Encumbrances	Unencumbered Fund Balance	Bank Code
018 9002	KENTON RIDGE-RENAISSANCE	4,934.10	66.00	3,801.90	4,666.45	0.00	4,666.45	9
018 9003	NORTHRIDGE-PUBLIC SCHOOL SUPPORT	26,944.36	696.36	12,626.36	26,233.01	72.00	26,161.01	9
018 9004	SOUTH VIENNA-PUBLIC SCHOOL SUPPORT	46,685.06	812.27	21,370.36	39,319.31	493.52	38,825.79	9
018 9008	ROLLING HILLS-PUBLIC SCHOOL SUPPORT	31,801.56	138.48	17,713.98	36,636.61	0.00	36,636.61	9
018 9102	Kenton Ridge Academic Program	6.05	0.00	0.00	6.05	0.00	6.05	9
018 9104	Ohio Action 4 Healthy Kids-Wheeler Grant	906.51	0.00	0.00	906.51	0.00	906.51	
018 9202	Kenton Ridge-Evening of Excellence	2,229.96	0.00	788.65	2,619.21	0.00	2,619.21	9
018 9204	Leader in Me	5,802.75	196.00	16,414.78	9,083.94	0.00	9,083.94	
018 9901	Northeastern H.S. Renaissance Program	2,937.60	0.00	1,251.15	4,152.14	450.00	3,702.14	9
018 9902	PUBLIC SCHOOL SUPPORT-COMPUTER CLUB	1,856.46	0.00	0.00	1,878.24	0.00	1,878.24	9
019 9001	NORTHEASTERN-SPECIAL TRUST	419.89	175.25	1,549.27	200.62	207.35	6.73-	9
019 9002	KENTON RIDGE-SPECIAL TRUST	3,567.42	0.00	1,374.31	3,323.47	0.00	3,323.47	9
019 9003	NORTHRIDGE-SPECIAL TRUST	360.47	0.00	160.00	200.47	0.00	200.47	9
019 9004	SOUTH VIENNA-SPECIAL TRUST	104.40	76.25	792.35	327.72	0.00	327.72	9
019 9008	ROLLING HILLS-SPECIAL TRUST	2,862.60	0.00	424.80	2,729.23	0.00	2,729.23	9
019 9009	INCENTIVE AND RECOGNITION COMMITTEE	141.68	0.00	0.00	141.68	0.00	141.68	9

Date: 07/02/2018
 Time: 8:26 am

Northeastern Local School Dist
 Financial Report by Fund/SCC

Page: 3
 (FINSUM)

Fund #	Fund Description	FYTD Receipts	MTD Expenditures	FYTD Expenditures	Current Fund Balance	Current Encumbrances	Unencumbered Fund Balance	Bank Code
019 9055	District Wellness Fund	17,269.25	3,780.20	22,662.09	11,490.16	0.00	11,490.16	
019 9099	Kenton Ridge-Della Selsor Grant	72.50	0.00	0.00	72.50	0.00	72.50	9
019 9115	HSTW/MMGW HIGH SCHOOLS THAT WORK	0.37	0.00	0.37	0.00	0.00	0.00	
019 9117	HSTW Presentation Grant for NRMS - Great Oaks	2,845.00	0.00	789.44	2,055.56	0.00	2,055.56	
019 9903	Martha Holden Jennings - Jill Cook	5.21	0.00	0.00	5.21	0.00	5.21	
020 9003	NORTHRIDGE-LATCHKEY	56,108.21	3,835.31	60,131.44	67,914.40	0.00	67,914.40	9
020 9004	SOUTH VIENNA-LATCHKEY	26,863.95	3,582.78	43,807.72	23,823.34	0.00	23,823.34	9
020 9008	ROLLING HILLS-LATCHKEY	51,879.10	2,869.10	51,324.93	61,212.67	87.59	61,125.08	9
022 9001	OHSAA TOURNAMENT AGENCY FUND	0.00	0.00	4,699.00	0.00	0.00	0.00	
022 9002	OHSAA TOURNAMENT AGENCY FUND	0.00	804.00	6,141.00	0.00	0.00	0.00	
027 0000	WORKERS COMPENSATION INTERNAL SERVICE FUND	149,400.19	0.00	102,466.00	85,985.17	0.00	85,985.17	
031 0000	UNDERGROUND STORAGE TANK FUND	11,000.00	0.00	0.00	11,000.00	0.00	11,000.00	9
200 9101	NORTHEASTERN-STUDENT GOVERNMENT	6,131.73	0.00	2,854.15	6,416.50	0.00	6,416.50	9
200 9102	KENTON RIDGE-STUDENT GOVERNMENT	3,677.90	39.00	6,190.78	3,621.85	0.00	3,621.85	9
200 9103	NORTHRIDGE-STUDENT GOVERNMENT	5,615.84	0.00	2,975.00	2,671.85	0.00	2,671.85	9
200 9104	SOUTH VIENNA-STUDENT GOVERNMENT	3,164.81	763.14	947.52	3,460.79	0.00	3,460.79	9

Date: 07/02/2018
 Time: 8:26 am

Northeastern Local School Dist
 Financial Report by Fund/SCC

Page: 4
 (FINSUM)

Fund #	Fund Description	FYTD Receipts	MTD Expenditures	FYTD Expenditures	Current Fund Balance	Current Encumbrances	Unencumbered Fund Balance	Bank Code
Begin	Balance	MTD Receipts						
200 9111	TRANSITION SKILLS							
	228.88	0.00	161.50	0.00	139.42	250.96	0.00	250.96
200 9131	NORTHEASTERN-DRAMA							
	8,466.52	12.25	4,768.74	60.37	5,806.72	7,428.54	0.00	7,428.54 9
200 9132	KENTON RIDGE-DRAMA							
	4,955.51	6.23	9,879.91	0.00	11,058.59	3,776.83	0.00	3,776.83 9
200 9133	NORTHRIDGE-DRAMA							
	124.27	0.00	0.00	0.00	0.00	124.27	0.00	124.27 9
200 9134	SOUTH VIENNA-DRAMA							
	85.39	0.00	0.00	0.00	0.00	85.39	0.00	85.39 9
200 9164	SOUTH VIENNA-PHOTOGRAPHY							
	2,623.79	4.38	30.80	0.00	0.00	2,654.59	240.00	2,414.59 9
200 9182	KENTON RIDGE-GOVERNMENT CLUB							
	46.27	0.00	0.00	0.00	0.00	46.27	0.00	46.27 9
200 9183	NORTHRIDGE-SOCIAL STUDIES							
	0.00	0.00	2.22	0.00	0.00	2.22	0.00	2.22 9
200 9201	NORTHEASTERN-FCCLA							
	594.53	0.00	112.00	0.00	399.65	306.88	0.00	306.88 9
200 9202	KENTON RIDGE-FCCLA							
	297.51	0.00	5,447.40	0.00	5,016.11	728.80	0.00	728.80 9
200 9231	NORTHEASTERN-EUROPEAN LANGUAGE							
	1,516.16	2.74	4,742.12	0.00	4,596.95	1,661.33	0.00	1,661.33 9
200 9252	KENTON RIDGE-FRENCH CLUB							
	517.79	0.00	91.00	0.00	446.00	162.79	0.00	162.79 9
200 9282	KENTON RIDGE-SPANISH CLUB							
	437.22	0.00	4,274.62	0.00	3,803.30	908.54	0.00	908.54 9
200 9301	NORTHEASTERN-FUTURE FARMERS							
	10,067.01	232.10	29,464.35	59.23	29,161.01	10,370.35	0.00	10,370.35 9
200 9302	KENTON RIDGE-SADD							
	420.05	0.00	0.00	0.00	0.00	420.05	0.00	420.05 9
200 9311	NORTHEASTERN-LEO CLUB							
	311.50	0.00	140.00	0.00	0.00	451.50	0.00	451.50 9

Date: 07/02/2018
 Time: 8:26 am

Northeastern Local School Dist
 Financial Report by Fund/SCC

Page: 5
 (FINSUM)

Fund #	Fund Description	FYTD Receipts	MTD Expenditures	FYTD Expenditures	Current Fund Balance	Current Encumbrances	Unencumbered Fund Balance	Bank Code		
Begin	Balance	MTD Receipts								
200 9312	Kenton Ridge-Leo Club	1,937.63	3.03	763.10	0.00	860.91	1,839.82	0.00	1,839.82	9
200 9332	INTERNATIONAL CLUB	1,502.15	5.01	2,694.04	0.00	1,155.82	3,040.37	0.00	3,040.37	
200 9348	Gifted Education Fund	0.00	0.00	2,353.23	200.00	1,892.09	461.14	0.00	461.14	
200 9351	NEHS-Financial Skills Club	67.01	0.00	0.00	0.00	0.00	67.01	0.00	67.01	9
200 9361	NORTHEASTERN-INSTRUMENTAL ENSEMBLE	4.00	0.00	0.00	0.00	45.00-	49.00	0.00	49.00	9
200 9364	SOUTH VIENNA-INSTRUMENTAL MUSIC	150.45	0.00	0.00	0.00	0.00	150.45	0.00	150.45	9
200 9371	NORTHEASTERN-VOCAL ENSEMBLE	1,650.75	3.53	2,133.02	0.00	1,643.08	2,140.69	0.00	2,140.69	9
200 9372	KENTON RIDGE-VOCAL ENSEMBLE	155.83	0.00	0.00	0.00	126.72	29.11	0.00	29.11	9
200 9374	SOUTH VIENNA-VOCAL ENSEMBLE	3,747.55	6.58	2,897.78	371.46	2,655.43	3,989.90	0.00	3,989.90	9
200 9394	SOUTH VIENNA-MUSIC PRODUCTION	3,477.60	5.64	40.00	0.00	97.35	3,420.25	0.00	3,420.25	9
200 9402	Kenton Ridge-Audio Visual Club	13.81	0.00	0.00	0.00	0.00	13.81	0.00	13.81	9
200 9411	NORTHEASTERN-NATIONAL HONOR SOCIETY	267.05	0.00	2,205.85	1,805.00	2,017.71	455.19	0.00	455.19	9
200 9412	KENTON RIDGE-NATIONAL HONOR SOCIETY	1,421.38	2.78	712.94	0.00	450.25	1,684.07	0.00	1,684.07	9
200 9423	NORTHRIDGE-NATIONAL JR HONOR SOCIETY	225.05	0.00	0.00	0.00	225.05	0.00	0.00	0.00	9
200 9424	SOUTH VIENNA-NATIONAL JR HONOR SOCIETY	632.74	0.00	191.00	0.00	236.03	587.71	0.00	587.71	9
200 9532	Kenton Ridge Cougar Cheerleading Club	7,326.45	13.09	10,579.11	3,002.50	9,965.44	7,940.12	0.00	7,940.12	9

Date: 07/02/2018
 Time: 8:26 am

Northeastern Local School Dist
 Financial Report by Fund/SCC

Page: 6
 (FINSUM)

Fund #	Fund Description	FYTD Receipts	MTD Expenditures	FYTD Expenditures	Current Fund Balance	Current Encumbrances	Unencumbered Fund Balance	Bank Code
Begin	MTD Receipts							
200 9533	NRMS CHEER ACCOUNT							
	7,442.41	7.71	16.26	141.00-	2,782.06	4,676.61	4,221.70	454.91
200 9701	Northeastern-Class of 2020							
	496.70	1.94	680.68	0.00	0.00	1,177.38	0.00	1,177.38
200 9702	KENTON RIDGE-Class of 2020							
	300.00	1,279.98	4,942.76	0.00	500.00	4,742.76	0.00	4,742.76 9
200 9703	Northridge-8th Grade Class							
	960.81	5.07	2,113.21	0.00	0.00	3,074.02	0.00	3,074.02 9
200 9704	South Vienna-Middle School Grade Class							
	2,206.31	5.48	11,815.61	3,098.27	10,698.65	3,323.27	0.00	3,323.27 9
200 9711	Northeastern High School-Class of 2011							
	0.00	0.00	1,182.11	0.00	709.10	473.01	0.00	473.01 9
200 9712	Kenton Ridge-Class of 2011							
	0.00	75.00	278.00	0.00	101.50	176.50	0.00	176.50 9
200 9742	KENTON RIDGE-CLASS OF 2014							
	1,696.85	2.83	19.91	0.00	0.00	1,716.76	0.00	1,716.76 9
200 9752	KENTON RIDGE-CLASS OF 2015							
	1,345.74	2.24	15.79	0.00	0.00	1,361.53	0.00	1,361.53 9
200 9761	Northeastern-Class of 2016							
	0.00	0.00	0.00	0.00	1.98-	1.98	0.00	1.98 9
200 9762	Kenton Ridge-Class of 2016							
	959.50	0.00	0.00	0.00	0.00	959.50	0.00	959.50 9
200 9771	Northeastern - Class of 2017							
	2,963.00	5.06	104.95	0.00	0.00	3,067.95	0.00	3,067.95 9
200 9772	KENTON RIDGE-CLASS OF 2017							
	223.13	0.00	4.42	0.00	0.00	227.55	0.00	227.55 9
200 9781	Northeastern-Class of 2018							
	3,288.86	3.11	755.50	132.00	2,156.34	1,888.02	0.00	1,888.02 9
200 9782	KENTON RIDGE - CLASS OF 2018							
	4,462.57	0.00	32.52	0.00	4,441.43	53.66	0.00	53.66 9
200 9791	NORTHEASTERN-CLASS OF 2019							
	1,215.73	3.19	11,368.43	0.00	10,747.77	1,836.39	0.00	1,836.39 9

Date: 07/02/2018
 Time: 8:26 am

Northeastern Local School Dist
 Financial Report by Fund/SCC

Page: 7
 (FINSUM)

Fund #	Fund Description	FYTD Receipts	MTD Expenditures	FYTD Expenditures	Current Fund Balance	Current Encumbrances	Unencumbered Fund Balance	Bank Code
200 9792	KENTON RIDGE-CLASS OF 2019							
	6,953.38	8.31	10,704.88	0.00	12,618.98	5,039.28	0.00	5,039.28 9
200 9803	NORTHRIDGE-YEARBOOK							
	85.62	1.72	880.49	0.00	80.00-	1,046.11	0.00	1,046.11 9
200 9851	Northeastern - 2015 Yearbook							
	4,434.83	0.00	10.72	0.00	4,445.55	0.00	0.00	0.00 9
200 9861	Northeastern - 2016 Yearbook							
	2,653.90	0.00	6.41	0.00	2,660.31	0.00	0.00	0.00 9
200 9862	Kenton Ridge - 2016 Yearbook							
	17,008.87	0.00	31.65	0.00	17,040.52	0.00	0.00	0.00 9
200 9871	Northeastern - 2017 Yearbook							
	1,750.73	9.35	7,457.66	0.00	3,534.29	5,674.10	0.00	5,674.10
200 9872	Kenton Ridge-2017 yearbook							
	7,321.43	28.55	17,442.42	0.00	7,445.02	17,318.83	0.00	17,318.83
200 9881	NORTHEASTERN-2018 YEARBOOK							
	0.00	5.17	3,267.65	128.57	128.57	3,139.08	2,000.00	1,139.08 9
200 9882	Kenton Ridge - 2018 Yearbook							
	0.00	86.30	7,192.15	0.00	334.92	6,857.23	0.00	6,857.23
200 9901	NORTHEASTERN-CBI VOCATIONAL CLUB							
	701.36	0.00	0.00	45.96	366.75	334.61	0.00	334.61 9
200 9902	KENTON RIDGE-OWA VOCATIONAL CLUB							
	166.89	0.00	0.00	0.00	0.00	166.89	0.00	166.89 9
200 9904	SOUTH VIENNA-NEWSPAPER							
	121.75	0.00	0.00	0.00	0.00	121.75	0.00	121.75 9
200 9912	KENTON RIDGE-OWE VOCATIONAL CLUB							
	117.75	0.00	0.00	0.00	0.00	117.75	0.00	117.75 9
200 9914	SOUTH VIENNA-STUDENT MAGAZINE							
	13.82	0.00	0.00	0.00	0.00	13.82	0.00	13.82 9
300 9001	NORTHEASTERN-ATHLETICS							
	2,440.82	744.80	81,882.59	1,135.94	72,310.76	12,012.65	4,367.00	7,645.65 9
300 9002	KENTON RIDGE-ATHLETICS							
	9,803.83	329.94	101,161.18	960.90	101,902.65	9,062.36	8,689.80	372.56 9

Date: 07/02/2018
 Time: 8:26 am

Northeastern Local School Dist
 Financial Report by Fund/SCC

Page: 8
 (FINSUM)

Fund #	Fund Description	FYTD Receipts	MTD Expenditures	FYTD Expenditures	Current Fund Balance	Current Encumbrances	Unencumbered Fund Balance	Bank Code
300 9003	NORTHRIDGE-ATHLETICS							
	4,069.26	0.00	18,478.42	221.72	21,950.53	597.15	250.00	347.15 9
300 9004	SOUTH VIENNA-ATHLETICS							
	249.53	100.00	10,498.26	53.93	9,883.86	863.93	772.50	91.43 9
401 9017	FY 17 AUXILIARY SERVICES							
	33,501.94	0.00	19.35	0.00	33,521.29	0.00	0.00	0.00
401 9018	FY 18 AUXILIARY EMMANUEL CHRISTIAN							
	0.00	86.61	250,982.32	37,066.01	198,445.34	52,536.98	0.00	52,536.98
451 9018	PUBLIC SCHOOLS CONNECTIVITY GRANT							
	0.00	0.00	12,600.00	0.00	12,600.00	0.00	0.00	0.00
461 9017	HSTW/MMGW							
	0.00	0.00	6,819.55	0.00	6,819.55	0.00	0.00	0.00
461 9018	HSTW/MMGW							
	0.00	1,634.01	7,092.15	100.80	7,092.15	0.00	1,900.00	1,900.00-
499 9006	BWC Transitional Work Grant							
	600.00	0.00	0.00	0.00	0.00	600.00	0.00	600.00 9
499 9015	NE YOUTH TOBACCO SURVEY FY 15							
	0.28	0.00	0.00	0.00	0.00	0.28	0.00	0.28
516 9017	IDEA-B SPECIAL EDUCATION							
	0.00	0.00	123,453.30	0.00	123,453.30	0.00	0.00	0.00
516 9018	IDEA-B SPECIAL EDUCATION							
	0.00	77,195.00	427,424.34	34,934.02	427,424.34	0.00	25,994.61	25,994.61-
572 9018	TITLE I-A IMPROVING BASIC PROGRAMS							
	0.00	48,319.22	245,610.74	23,939.11	245,610.74	0.00	0.00	0.00
587 9018	IDEA EARLY CHILDHOOD SPECIAL EDUCATION							
	0.00	0.00	11,099.91	0.00	11,099.91	0.00	0.00	0.00
590 9018	TITLE II-A IMPROVING TEACHER QUALITY							
	0.00	8,543.78	67,876.51	3,806.18	67,876.51	0.00	0.00	0.00
GRAND TOTALS:								
	9,963,910.43	1,572,512.90	38,116,283.70	3,080,235.75	35,215,380.53	12,864,813.60	730,735.48	12,134,078.12

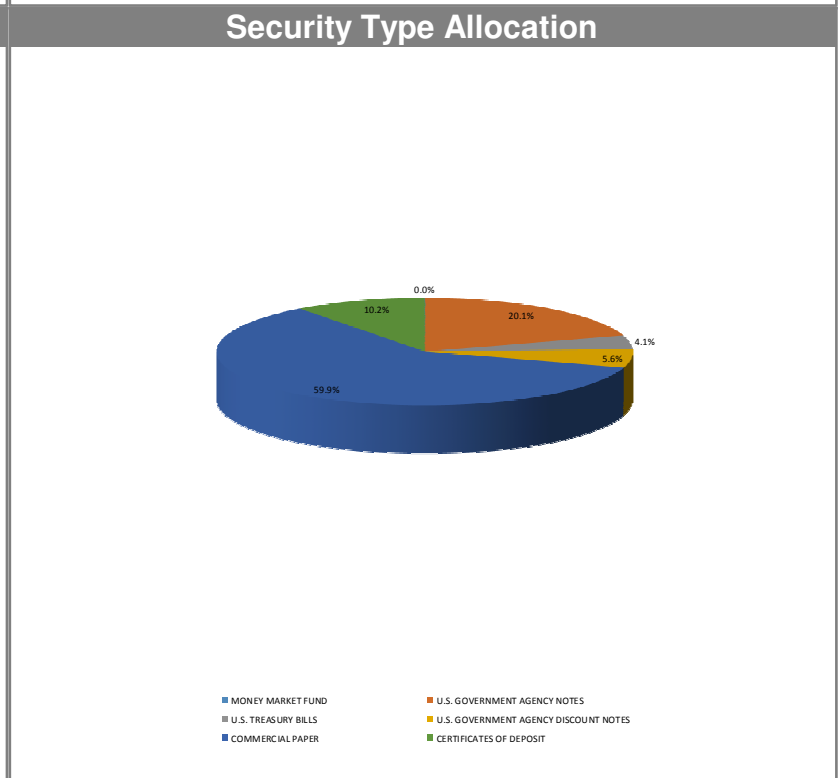
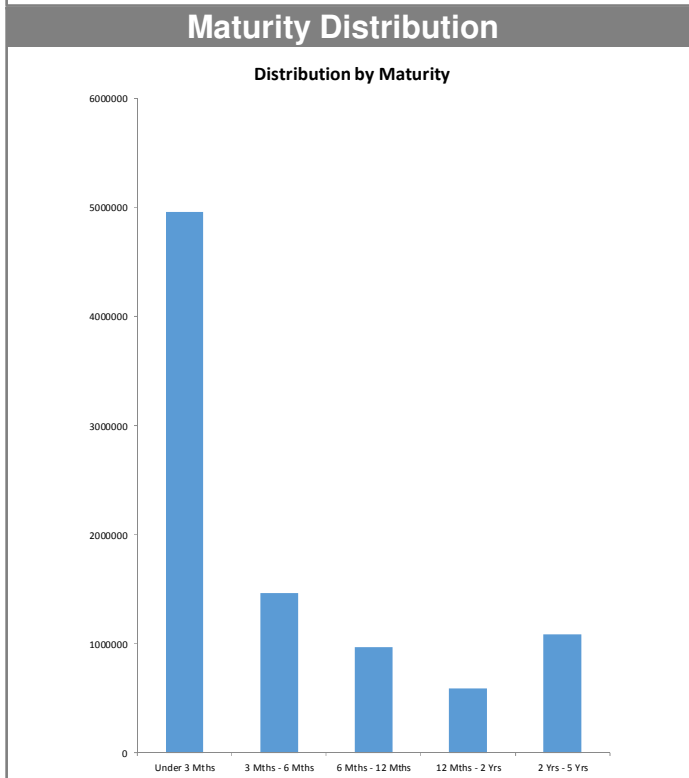
**Northeastern Local School District
General Accounts Reconciliation
For Month Ended June 30, 2018**

Bank Balance per Statements	\$	275,056.39
Money Market Account		1,231,190.02
Fern Tingley Trust Certificate of Deposit		10,000.00
Tri State Capital Bank CDARS		2,000,000.00
Star Ohio		252,535.53
Star Ohio Plus		1,256,113.69
Total Investments		9,074,253.37
Total Reconciling Items		<u>(1,234,335.40)</u>
	\$	<u>12,864,813.60</u>
Cash Balance-General Fund	\$	11,076,719.40
Cash Balance-Debt Service		906,001.68
Cash Balance-Permanent Improvement		235,444.11
Cash Balance-Other Funds		<u>646,648.41</u>
	\$	<u>12,864,813.60</u>

Monthly Investment Summary
Northeastern Local School District
US Bank Custodian Acct Ending x70762

June 30, 2018

Monthly Cash Flow Activity		Market Value Summary				
From 05-31-18 through 06-30-18						
Beginning Book Value	9,058,875.81	Security Type	Market Value	Pct. Assets	Avg Yield at Cost	Wght Avg Mat
Contributions	0.00	Money Market Fund				
Withdrawals	0.00	MONEY MARKET FUND	3,464.31	0.0	1.75	0.00
Prior Month Management Fees	-754.25	Fixed Income				
Realized Gains/Losses	595.00	U.S. GOVERNMENT AGENCY DISCOUNT NOTES	504,344.00	5.6	1.85	0.07
Gross Interest Earnings	15,536.81	U.S. GOVERNMENT AGENCY NOTES	1,820,886.67	20.1	1.38	1.88
Ending Book Value	9,074,253.37	U.S. TREASURY BILLS	372,820.12	4.1	1.95	0.30
		Accrued Interest	7,309.97	0.1		
		Commercial Paper				
		COMMERCIAL PAPER	5,424,634.55	59.9	2.36	0.20
		Certificate of Deposit				
		CERTIFICATES OF DEPOSIT	926,475.34	10.2	1.72	0.38
		Accrued Interest	3,169.23	0.0		
		TOTAL PORTFOLIO	9,063,104.19	100.0	2.05	0.56



Disclosures:

RedTree's internal accounting system is used as the source of the market value of this account. Although obtained from a source believed to be reliable, we cannot guarantee its accuracy. You should review all account statements provided by the custodian and compare with the statements provided by RedTree.

Portfolio Holdings Report
Northeastern Local School District
US Bank Custodian Acct Ending x70762
 June 30, 2018

Quantity	Cusip	Security Description	Moody's	S&P	Cost Basis	Market Value	Yield at Cost	Wtd Maturity	Purchase Date
U.S. GOVERNMENT AGENCY NOTES									
155,000	3134GA6U3	Federal Home Ln Mtg 1.450% Due 05-28-19	Aaa	AA+	155,000.00	153,387.84	1.45	0.90	02-28-17
275,000	3135G0M59	Federal Natl Mtg Assoc 1.125% Due 07-26-19	Aaa	AA+	275,000.00	271,409.32	1.12	1.05	07-26-16
325,000	313381C94	Federal Home Ln Bank 1.250% Due 12-13-19	Aaa	AA+	325,000.00	319,203.30	1.25	1.43	02-23-16
300,000	3136G3J71	Federal Natl Mtg Assoc 1.420% Due 07-27-20	Aaa	AA+	300,000.00	292,056.00	1.42	2.01	07-27-16
310,000	3136G35C5	Federal Natl Mtg Assoc 1.400% Due 08-28-20	Aaa	AA+	310,000.00	301,735.40	1.40	2.10	08-30-16
185,000	3135G0Q97	Federal Natl Mtg Assoc 1.500% Due 10-28-20	Aaa	AA+	185,000.00	180,036.45	1.50	2.26	10-28-16
315,000	3136G34Y8	Federal Natl Mtg Assoc 1.600% Due 08-24-21	Aaa	AA+	315,000.00	303,058.35	1.60	3.02	08-30-16
	Accrued Interest					7,309.97			
					1,865,000.00	1,828,196.64	1.38	1.88	
U.S. TREASURY BILLS									
375,000	912796QD4	US Treasury Bill 0.000% Due 10-18-18	P-1	A-1+	371,341.04	372,820.12	1.95	0.30	04-19-18
CERTIFICATES OF DEPOSIT									
205,000	02587CDQ0	American Express Nat'l Bank, UT (formerly AmEx Bank FSB) 1.700% Due 07-16-18			205,000.00	204,962.07	1.70	0.04	07-15-15
245,000	140420UR9	Capital One Bank USA, Glen Allen, VA 1.750% Due 08-27-18			245,000.00	244,904.45	1.75	0.16	08-26-15
248,000	33767AQV6	Firstbank of Puerto Rico, PR 1.500% Due 10-29-18			248,000.00	247,566.99	1.50	0.33	10-29-15
230,000	02587DZF8	American Express Nat'l Bank, UT (formerly AmEx Centurion Bank) 1.950% Due 06-24-19			230,000.00	229,041.82	1.95	0.97	06-24-15
	Accrued Interest					3,169.23			
					928,000.00	929,644.56	1.72	0.38	
U.S. GOVERNMENT AGENCY DISCOUNT NOTES									
505,000	313385ZW9	Federal Home Ln Bank Discount Note 0.000% Due 07-27-18	P-1	A-1+	504,274.93	504,344.00	1.85	0.07	06-29-18
COMMERCIAL PAPER									
250,000	09659CG93	BNP Paribas 0.000% Due 07-09-18	P-1	A-1	248,578.13	249,900.00	2.26	0.02	04-09-18
725,000	62479MGD9	MUFG Bank 0.000% Due 07-13-18	P-1	A-1	720,729.95	724,543.25	2.34	0.04	04-13-18
560,000	89233HGG3	Toyota Motor Credit 0.000% Due 07-16-18	P-1	A-1+	556,744.22	559,552.00	2.31	0.04	04-16-18
165,000	89233HGS7	Toyota Motor Credit 0.000% Due 07-26-18	P-1	A-1+	163,729.50	164,773.95	2.33	0.07	03-28-18
725,000	36960MGW7	General Electric CP 0.000% Due 07-30-18	P-1	A-1+	720,803.26	723,840.00	2.30	0.08	04-30-18
130,000	46640QH61	JP Morgan 0.000% Due 08-06-18	P-1	A-1	129,003.04	129,728.30	2.34	0.10	04-09-18
725,000	22533UHT3	Credit Agricole NY 0.000% Due 08-27-18	P-1	A-1	719,535.92	722,578.50	2.30	0.16	04-30-18

Disclosures:

RedTree's internal accounting system is used as the source of the market value of this account. Although obtained from a source believed to be reliable, we cannot guarantee its accuracy. You should review all account statements provided by the custodian and compare with the statements provided by RedTree.

Portfolio Holdings Report
Northeastern Local School District
US Bank Custodian Acct Ending x70762
 June 30, 2018

Quantity	Cusip	Security Description	Moody's	S&P	Cost Basis	Market Value	Yield at Cost	Wtd Maturity	Purchase Date
725,000	63873KJT5	Natixis NY 0.000% Due 09-27-18	P-1	A-1	717,780.21	721,114.00	2.41	0.25	04-30-18
400,000	89119BLU8	TD USA 0.000% Due 11-28-18	P-1	A-1+	396,056.00	396,108.00	2.34	0.42	06-28-18
450,000	09659KLV0	BNP Paribas 0.000% Due 11-29-18	P-1	A-1	445,505.63	445,594.50	2.37	0.42	06-29-18
595,000	46640QNJ6	JP Morgan 0.000% Due 01-18-19	P-1	A-1	583,707.23	586,902.05	2.59	0.55	04-24-18
					5,402,173.09	5,424,634.55	2.36	0.20	
MONEY MARKET FUND									
	USBMMF	First American Treasury Obligations Fund			3,464.31	3,464.31	1.75		
TOTAL PORTFOLIO					9,074,253.37	9,063,104.19	2.05	0.56	

Disclosures:

RedTree's internal accounting system is used as the source of the market value of this account. Although obtained from a source believed to be reliable, we cannot guarantee its accuracy. You should review all account statements provided by the custodian and compare with the statements provided by RedTree.

Questions? Call 888.596.2293 or email info@redtreeinv.com