

Northeastern Local School District

Accumulated Monthly Financial Report

For the Month Ended April 30, 2018



Page 1 - General Fund Variance Report Summary

- Cash Balance
- Revenue
- Expenditures

Page 2 - SM2M General Fund Monthly Budget vs Actual with Year-to Date

Page 3 – Notes

Pages 4-6 – Cash Financial Report by Fund

Page 7 - Cash Fund Balance Reconciliation to Bank

Pages 8-10 - Redtree Investment Report

Prepared by:

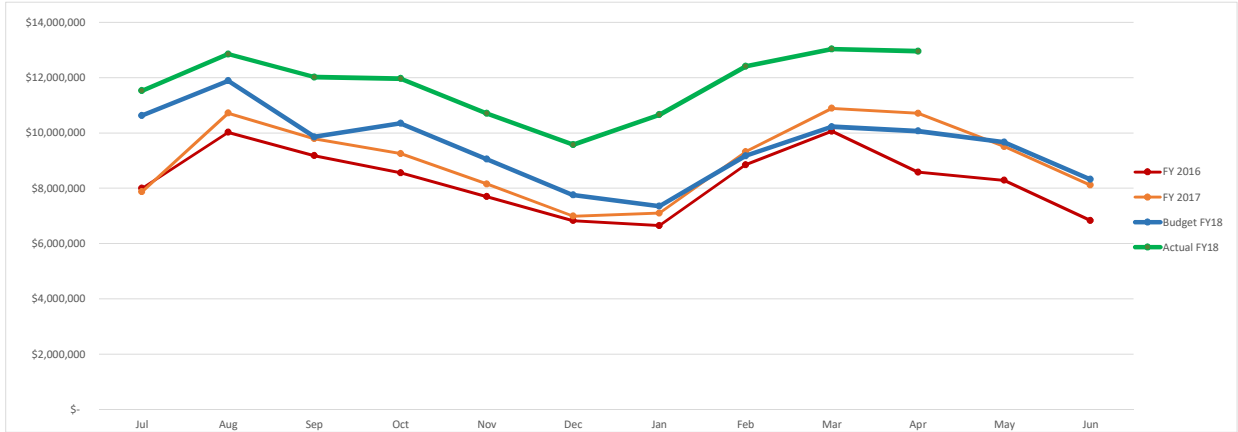
Northeastern Local School District Treasurer's Office

Dale R Miller, CPA, Treasurer/CFO

937-325-7616

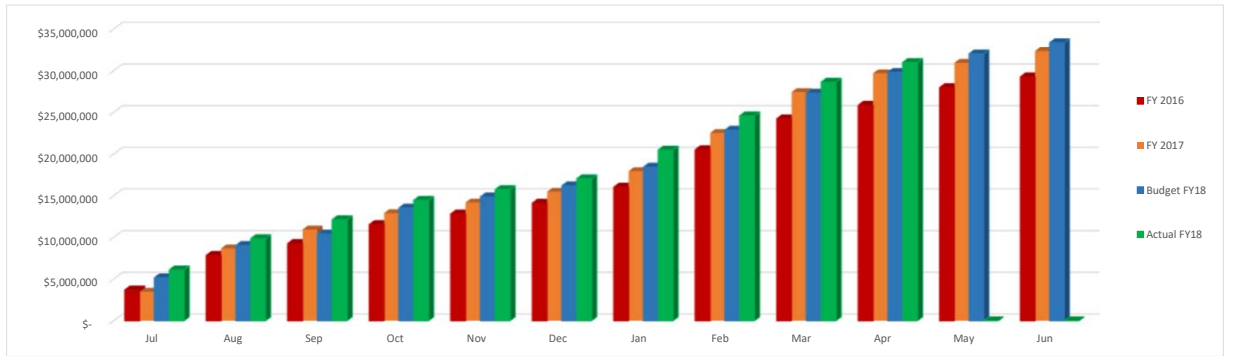
**Northeastern Local School District
General Fund & Related Fund Balances
Variance Report April 30, 2018**

	Jul	Aug	Sep	Oct	Nov	Dec	Jan	Feb	Mar	Apr	May	Jun
FY 2016	\$ 7,993,965	\$ 10,019,553	\$ 9,176,907	\$ 8,555,842	\$ 7,696,820	\$ 6,823,949	\$ 6,646,363	\$ 8,848,167	\$ 10,063,933	\$ 8,579,660	\$ 8,283,642	\$ 6,833,070
FY 2017	\$ 7,865,073	\$ 10,717,469	\$ 9,790,834	\$ 9,249,543	\$ 8,152,653	\$ 6,988,883	\$ 7,096,974	\$ 9,315,893	\$ 10,886,774	\$ 10,709,623	\$ 9,505,615	\$ 8,107,778
Budget FY18	\$ 10,630,948	\$ 11,883,632	\$ 9,853,263	\$ 10,341,921	\$ 9,045,510	\$ 7,749,099	\$ 7,350,355	\$ 9,169,504	\$ 10,223,494	\$ 10,069,569	\$ 9,660,560	\$ 8,322,148
Actual FY18	\$ 11,526,029	\$ 12,853,296	\$ 12,020,211	\$ 11,968,901	\$ 10,703,522	\$ 9,574,459	\$ 10,655,227	\$ 12,407,040	\$ 13,032,667	\$ 12,954,189		



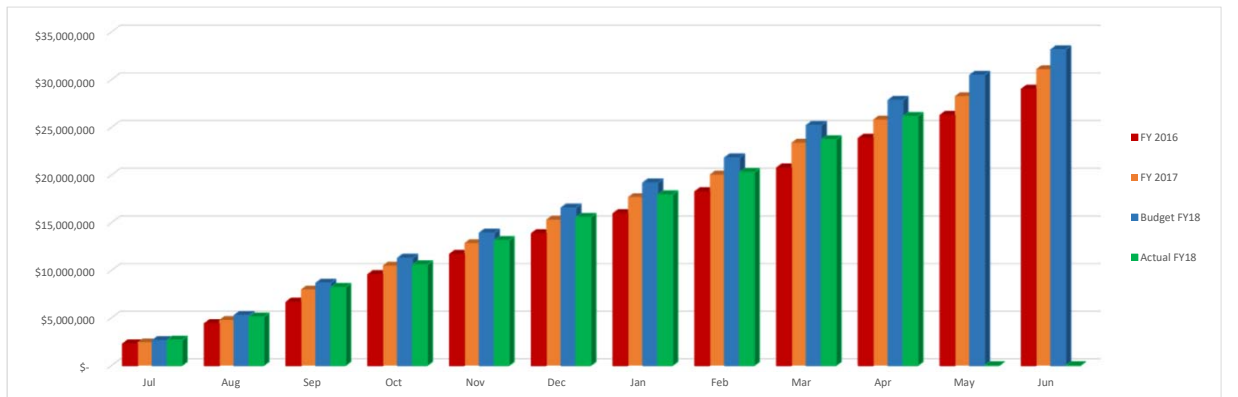
**Northeastern Local School District
General Fund & Related Fund Revenues
Variance Report April 30, 2018**

	Jul	Aug	Sep	Oct	Nov	Dec	Jan	Feb	Mar	Apr	May	Jun
FY 2016	\$ 3,679,516	\$ 7,831,315	\$ 9,262,387	\$ 11,528,599	\$ 12,807,031	\$ 14,095,570	\$ 16,018,102	\$ 20,517,432	\$ 24,223,687	\$ 25,848,629	\$ 27,970,099	\$ 29,251,224
FY 2017	\$ 3,476,788	\$ 8,668,571	\$ 10,943,076	\$ 12,913,914	\$ 14,180,109	\$ 15,467,964	\$ 17,942,280	\$ 22,524,777	\$ 27,438,698	\$ 29,692,033	\$ 30,946,442	\$ 32,365,813
Budget FY18	\$ 5,153,648	\$ 9,036,810	\$ 10,402,078	\$ 13,521,215	\$ 14,855,281	\$ 16,189,348	\$ 18,421,083	\$ 22,870,710	\$ 27,320,337	\$ 29,796,890	\$ 32,018,358	\$ 33,352,425
Actual FY18	\$ 6,092,333	\$ 9,846,698	\$ 12,125,589	\$ 14,451,009	\$ 15,739,961	\$ 17,031,185	\$ 20,478,054	\$ 24,582,094	\$ 28,627,975	\$ 30,992,917		



**Northeastern Local School District
General Fund & Related Fund Expenditures
Variance Report April 30, 2018**

	Jul	Aug	Sep	Oct	Nov	Dec	Jan	Feb	Mar	Apr	May	Jun
FY 2016	\$ 2,268,742	\$ 4,394,954	\$ 6,668,671	\$ 9,555,948	\$ 11,693,402	\$ 13,854,813	\$ 15,954,931	\$ 18,252,457	\$ 20,742,946	\$ 23,852,161	\$ 26,269,649	\$ 29,001,345
FY 2017	\$ 2,444,785	\$ 4,784,173	\$ 7,985,313	\$ 10,497,441	\$ 12,860,526	\$ 15,312,151	\$ 17,678,376	\$ 20,041,955	\$ 23,384,995	\$ 25,815,481	\$ 28,273,897	\$ 31,091,105
Budget FY18	\$ 2,630,478	\$ 5,260,956	\$ 8,656,593	\$ 11,287,071	\$ 13,917,549	\$ 16,548,028	\$ 19,178,506	\$ 21,808,984	\$ 25,204,621	\$ 27,835,099	\$ 30,465,577	\$ 33,138,055
Actual FY18	\$ 2,674,081	\$ 5,101,179	\$ 8,213,155	\$ 10,589,885	\$ 13,144,216	\$ 15,564,503	\$ 17,930,604	\$ 20,282,831	\$ 23,703,085	\$ 26,146,505		



DATE: 05/02/2018
 TIME: 08:11:03

FORM SM-2
 OHIO DEPARTMENT OF EDUCATION - OFFICE OF SCHOOL MANAGEMENT ASSISTANCE
 ANNUAL SPENDING PLAN (CURRENT OPERATION - GENERAL FUND ONLY - O.R.C. 5705.391)

PAGE: 1

SCHOOL DISTRICT: Northeastern Local School Dist IRN # 046250 COUNTY: Clark FISCAL YEAR: 2018 MONTH: 04

	MONTHLY ESTIMATE	MONTHLY ACTUAL	MONTHLY DIFFERENCE	FISCAL YTD ESTIMATE	FISCAL YTD ACTUAL	FISCAL YTD DIFFERENCE
REVENUES						
01.010 General Property (Real Estate)	0	0	0	11,329,310	10,881,277	448,033-
01.020 Tangible Personal Property Tax	0	0	0	0	650,058	650,058
01.030 Income Tax	1,142,487	1,088,144	54,343-	4,080,310	4,725,454	645,144
01.035 Unrestricted Grants-in-Aid	1,086,103	1,063,574	22,529-	10,861,030	10,939,186	78,156
01.040 Restricted Grants-in-Aid	27,281	20,701	6,580-	272,810	203,322	69,488-
01.045 Restricted Grants-in-Aid - SFSF	0	0	0	0	0	0
01.050 Property Tax Allocation	0	0	0	887,402	892,924	5,522
01.060 All Other Operating Revenue	218,183	189,869	28,314-	2,181,830	2,523,727	341,897
01.070 Total Revenue	2,474,054	2,362,288	111,766-	29,612,692	30,815,948	1,203,256
OTHER FINANCING SOURCES						
02.010 Proceeds from Sale of Notes	0	0	0	0	0	0
02.020 State Emergency Loans & Advancements (Approved)	0	0	0	0	0	0
02.040 Operating Transfers-In	0	0	0	0	0	0
02.050 Advances-In	0	0	0	159,202	50,949	108,253-
02.060 All Other Financing Sources	2,500	2,654	154	25,000	126,020	101,020
02.070 Total Other Financing Sources	2,500	2,654	154	184,202	176,969	7,233-
02.080 Total Revenues and Other Financing Sources	2,476,554	2,364,942	111,612-	29,796,894	30,992,917	1,196,023
EXPENDITURES						
03.010 Personal Services	1,403,961	1,353,071	50,890-	15,443,580	14,936,410	507,170-
03.020 Employees' Retirement/Insurance Benefits	526,787	521,461	5,326-	5,394,228	5,235,271	158,957-
03.030 Purchased Services	513,699	508,498	5,201-	5,136,990	4,601,014	535,976-
03.040 Supplies and Materials	111,170	40,024	71,146-	1,111,704	808,298	303,406-
03.050 Capital Outlay	44,981	2,103	42,878-	449,810	207,284	242,526-
03.060 Intergovernmental	0	0	0	0	0	0
04.010 Debt Service: All Principal (Historical)	0	0	0	0	0	0
04.020 Debt Service: Principal - Notes	0	0	0	0	0	0
04.030 Debt Service: Principal - State Loans	0	0	0	0	0	0
04.040 Debt Service: Principal - State Advancements	0	0	0	0	0	0
04.050 Debt Service: Principal - HB 264 Loans	0	0	0	0	0	0
04.055 Debt Service: Principal - Other	0	0	0	0	0	0
04.060 Debt Service: Interest and Fiscal Charges	0	0	0	0	0	0
04.300 Other Objects	29,879	18,263	11,616-	298,792	358,228	59,436
04.500 Total Expenditures	2,630,477	2,443,420	187,057-	27,835,104	26,146,505	1,688,599-
OTHER FINANCING USES						
05.010 Operating Transfers - Out	0	0	0	0	0	0
05.020 Advances - Out	0	0	0	0	0	0
05.030 All Other Financing Uses	0	0	0	0	0	0
05.040 Total Other Financing Uses	0	0	0	0	0	0
05.050 Total Expenditure and Other Financing Uses	2,630,477	2,443,420	187,057-	27,835,104	26,146,505	1,688,599-
06.010 Excess Rev & Oth Financing Sources over(under) Exp &	153,923-	78,478-	75,445	1,961,790	4,846,412	2,884,622
07.010 Beginning Cash Balance	10,223,490	13,032,667	2,809,177	8,107,777	8,107,777	0
07.020 Ending Cash Balance	10,069,567	12,954,189	2,884,622	10,069,567	12,954,189	2,884,622
08.010 Outstanding Encumbrances	0	1,024,347	1,024,347	0	1,024,347	1,024,347

Notes

Revenues –Positive Good Negative Bad

Line 1.01 Property Taxes – Taxes are completely posted for FY18. (Add the fiscal year differences in line 1.01 and 1.02 \$-448,033+650,058 and the property taxes came in 202,205 higher than budget.

Line 1.03 Income Tax – Collections are complete for our FY18, we end with \$4,725,454. The final number was \$37,401 higher than my estimated and \$645,144 higher than budgeted.

Line 1.035 and Line 1.04 can be combined, each are state aid. We are currently over budget by \$8,668.

Line 1.05 Property Tax Allocation is the Rollback and Homestead – We received the settlement on May 1 for \$875,293 from the State. The final number for FY18 will be \$9,226 under budget at \$1,765,577.

Line 1.06 All Other Revenues are currently over budget by \$341,897 and I estimated that the amount of the variance will decrease through the remainder of the fiscal year. The ending variance should be approximately \$250,000 positive.

Expenditures – Negative Good Positive Bad

Line 3.01 Person Services – Payroll The variance through the end of April was \$507,170. These are the positions that were reduced and the variance should grow for the remainder of the fiscal year.

Line 3.02 Benefits – directly related to line 3.1 – benefits are 36% of salary for FY18

Line 3.03 Purchased Services – The largest variance is related to the students leaving the district in the EdChoice, Open Enrollment, and Community School lower than budgeted. Several items may have been included in the budget for repairs, maintenance, and/or consolidation we will not spend the budget amount in this line as well.

Line 3.04 Supplies – Curriculum Update

Line 3.05 Repairs, maintenance, and/or consolidation we will not spend the budget amount in this line as well. Bus will be paid for in May.

Summary – currently we have added \$2,884,626 to the budget reserves. Notice May and June expenditures usually exceed revenues, so the number will lower, see the Fund Balance Graph.

Processing Month: May 2018

(FINSUM)

Northeastern Local School Dist

Fnd	Sc	Description	Beginning Balance	MTD Revenues	FYTD Revenues	MTD Expenditures	FYTD Expenditures	Current Available Balance
001	0000	GENERAL	8,107,777.20	.00	30,992,916.04	.00	26,146,506.13	12,954,187.11
002	0000	BOND RETIREMENT FUND	901,277.73	.00	403,056.70	.00	421,079.97	883,254.46
003	9900	PERM IMPROVE	279,516.01	.00	433,705.29	.00	500,487.33	212,733.97
006	0000	FOOD SERVICE	.00	.00	707,385.55	.00	729,036.45	21,650.90-
007	9002	Kevin Smith Memorial	802.00	.00	.00	.00	.00	802.00
007	9003	Nick Foss Memorial Schola	5,289.89	.00	.00	.00	2,000.00	3,289.89
007	9011	Roger and Suzanne Runyan	250.00	.00	500.00	.00	250.00	500.00
007	9012	Union Club Scholarships	2,500.00	.00	.00	.00	.00	2,500.00
007	9013	CADY REED MEMORIAL SCHOLA	650.00	.00	.00	.00	.00	650.00
007	9017	Warren Gene Cordell Memor	500.00	.00	.00	.00	.00	500.00
007	9021	Mark&Suzanne Klopfenstein	500.00	.00	1,100.00	.00	600.00	1,000.00
007	9055	Roger Compton Endowment	7,751.00	.00	.00	.00	1,250.00	6,501.00
007	905K	District 5K Fund	5,769.06	.00	.00	.00	.00	5,769.06
007	9102	Tricia Wirth Memorial Fun	550.00	.00	.00	.00	500.00	50.00
007	9319	Hattie Farrell Memorial F	2,284.46	.00	.00	.00	55.00	2,229.46
008	9001	NORTHEASTERN-FERN TINGLEY	10,068.70	.00	.00	.00	.00	10,068.70
018	9002	KENTON RIDGE-RENAISSANCE	4,934.10	.00	3,452.70	.00	2,988.73	5,398.07
018	9003	NORTHRIDGE-PUBLIC SCHOOL	26,944.36	.00	3,259.58	.00	11,688.86	18,515.08
018	9004	SOUTH VIENNA-PUBLIC SCHOO	46,685.06	.00	16,003.53	.00	20,312.97	42,375.62
018	9008	ROLLING HILLS-PUBLIC SCHO	31,801.56	.00	22,458.61	.00	15,070.28	39,189.89
018	9102	Kenton Ridge Academic Pro	6.05	.00	.00	.00	.00	6.05
018	9104	Ohio Action 4 Healthy Kid	906.51	.00	.00	.00	.00	906.51
018	9202	Kenton Ridge-Evening of E	2,229.96	.00	1,171.44	.00	674.00	2,727.40
018	9204	Leader in Me	5,802.75	.00	11,831.95	.00	15,232.78	2,401.92
018	9901	Northeastern H.S. Renaiss	2,937.60	.00	1,886.86	.00	276.13	4,548.33
018	9902	PUBLIC SCHOOL SUPPORT-COM	1,856.46	.00	17.15	.00	.00	1,873.61
019	9001	NORTHEASTERN-SPECIAL TRUS	419.89	.00	1,290.00	.00	1,125.47	584.42
019	9002	KENTON RIDGE-SPECIAL TRUS	3,567.42	.00	889.67	.00	1,172.20	3,284.89
019	9003	NORTHRIDGE-SPECIAL TRUST	360.47	.00	.00	.00	160.00	200.47
019	9004	SOUTH VIENNA-SPECIAL TRUS	104.40	.00	1,015.67	.00	637.75	482.32
019	9008	ROLLING HILLS-SPECIAL TRU	2,862.60	.00	23.70	.00	424.80	2,461.50
019	9009	INCENTIVE AND RECOGNITION	141.68	.00	.00	.00	.00	141.68
019	9055	District Wellness Fund	17,269.25	.00	16,883.00	.00	13,435.25	20,717.00
019	9099	Kenton Ridge-Della Selsor	72.50	.00	.00	.00	.00	72.50
019	9115	HSTW/MMGW HIGH SCHOOLS TH	.37	.00	.00	.00	.37	.00
019	9117	HSTW Presentation Grant f	2,845.00	.00	.00	.00	789.44	2,055.56
019	9903	Martha Holden Jennings -	5.21	.00	.00	.00	.00	5.21
020	9003	NORTHRIDGE-LATCHKEY	56,108.21	.00	60,611.13	.00	52,916.39	63,802.95
020	9004	SOUTH VIENNA-LATCHKEY	26,863.95	.00	34,422.90	.00	36,509.18	24,777.67
020	9008	ROLLING HILLS-LATCHKEY	51,879.10	.00	53,387.50	.00	44,425.29	60,841.31
022	9001	OHSAA TOURNAMENT AGENCY F	.00	.00	2,187.00	.00	2,187.00	.00
022	9002	OHSAA TOURNAMENT AGENCY F	.00	.00	3,387.00	.00	3,387.00	.00
027	0000	WORKERS COMPENSATION INTE	149,400.19	.00	38,044.98	.00	102,466.00	84,979.17
031	0000	UNDERGROUND STORAGE TANK	11,000.00	.00	.00	.00	.00	11,000.00
200	9101	NORTHEASTERN-STUDENT GOVE	6,131.73	.00	3,123.10	.00	2,445.50	6,809.33
200	9102	KENTON RIDGE-STUDENT GOVE	3,677.90	.00	6,125.77	.00	4,396.01	5,407.66

Processing Month: May 2018

(FINSUM)

Northeastern Local School Dist

Fnd	Sc	Description	Beginning Balance	MTD Revenues	FYTD Revenues	MTD Expenditures	FYTD Expenditures	Current Available Balance
200	9103	NORTHRIDGE-STUDENT GOVERN	5,615.84	.00	24.43	.00	2,975.00	2,665.27
200	9104	SOUTH VIENNA-STUDENT GOVE	3,164.81	.00	82.03	.00	1.14-	3,247.98
200	9111	TRANSITION SKILLS	228.88	.00	161.50	.00	139.42	250.96
200	9131	NORTHEASTERN-DRAMA	8,466.52	.00	4,750.38	.00	5,728.84	7,488.06
200	9132	KENTON RIDGE-DRAMA	4,955.51	.00	9,622.27	.00	10,758.59	3,819.19
200	9133	NORTHRIDGE-DRAMA	124.27	.00	.00	.00	.00	124.27
200	9134	SOUTH VIENNA-DRAMA	85.39	.00	.00	.00	.00	85.39
200	9164	SOUTH VIENNA-PHOTOGRAPHY	2,623.79	.00	24.25	.00	.00	2,648.04
200	9182	KENTON RIDGE-GOVERNMENT C	46.27	.00	.00	.00	.00	46.27
200	9183	NORTHRIDGE-SOCIAL STUDIES	.00	.00	2.22	.00	.00	2.22
200	9201	NORTHEASTERN-FCCLA	594.53	.00	112.00	.00	376.32	330.21
200	9202	KENTON RIDGE-FCCLA	297.51	.00	5,399.90	.00	4,755.11	942.30
200	9231	NORTHEASTERN-EUROPEAN LAN	1,516.16	.00	4,479.32	.00	4,263.75	1,731.73
200	9252	KENTON RIDGE-FRENCH CLUB	517.79	.00	.00	.00	446.00	71.79
200	9282	KENTON RIDGE-SPANISH CLUB	437.22	.00	4,274.62	.00	3,803.30	908.54
200	9301	NORTHEASTERN-FUTURE FARME	10,067.01	.00	28,131.91	.00	27,440.13	10,758.79
200	9302	KENTON RIDGE-SADD	420.05	.00	.00	.00	.00	420.05
200	9311	NORTHEASTERN-LEO CLUB	311.50	.00	.00	.00	.00	311.50
200	9312	Kenton Ridge-Leo Club	1,937.63	.00	758.57	.00	860.91	1,835.29
200	9332	INTERNATIONAL CLUB	1,502.15	.00	2,686.55	.00	1,041.93	3,146.77
200	9348	Gifted Education Fund	.00	.00	2,353.23	.00	1,501.53	851.70
200	9351	NEHS-Financial Skills Clu	67.01	.00	.00	.00	.00	67.01
200	9361	NORTHEASTERN-INSTRUMENTAL	4.00	.00	.00	.00	45.00-	49.00
200	9364	SOUTH VIENNA-INSTRUMENTAL	150.45	.00	.00	.00	.00	150.45
200	9371	NORTHEASTERN-VOCAL ENSEMB	1,650.75	.00	2,106.74	.00	1,438.74	2,318.75
200	9372	KENTON RIDGE-VOCAL ENSEMB	155.83	.00	.00	.00	.00	155.83
200	9374	SOUTH VIENNA-VOCAL ENSEMB	3,747.55	.00	2,859.37	.00	2,179.50	4,427.42
200	9394	SOUTH VIENNA-MUSIC PRODUC	3,477.60	.00	31.57	.00	97.35	3,411.82
200	9402	Kenton Ridge-Audio Visual	13.81	.00	.00	.00	.00	13.81
200	9411	NORTHEASTERN-NATIONAL HON	267.05	.00	400.00	.00	212.71	454.34
200	9412	KENTON RIDGE-NATIONAL HON	1,421.38	.00	8.79	.00	450.25	979.92
200	9423	NORTHRIDGE-NATIONAL JR HO	225.05	.00	.00	.00	.00	225.05
200	9424	SOUTH VIENNA-NATIONAL JR	632.74	.00	191.00	.00	201.03	622.71
200	9532	Kenton Ridge Cougar Cheer	7,326.45	.00	9,557.08	.00	2,303.94	14,579.59
200	9533	NRMS CHEER ACCOUNT	7,442.41	.00	4.85	.00	3,346.67	4,100.59
200	9701	Northeastern-Class of 202	496.70	.00	427.00	.00	.00	923.70
200	9702	KENTON RIDGE-Class of 202	300.00	.00	3,507.95	.00	500.00	3,307.95
200	9703	Northridge-8th Grade Clas	960.81	.00	2,105.63	.00	.00	3,066.44
200	9704	South Vienna-8th Grade Cl	2,206.31	.00	10,839.88	.00	7,600.38	5,445.81
200	9711	Northeastern High School-	.00	.00	785.11	.00	376.10	409.01
200	9712	Kenton Ridge-Class of 201	.00	.00	203.00	.00	101.50	101.50
200	9742	KENTON RIDGE-CLASS OF 201	1,696.85	.00	15.68	.00	.00	1,712.53
200	9752	KENTON RIDGE-CLASS OF 201	1,345.74	.00	12.44	.00	.00	1,358.18
200	9761	Northeastern-Class of 201	.00	.00	.00	.00	1.98-	1.98
200	9762	Kenton Ridge-Class of 201	959.50	.00	.00	.00	.00	959.50
200	9771	Northeastern - Class of 2	2,963.00	.00	27.39	.00	.00	2,990.39

Fnd	Sc	Description	Beginning Balance	MTD Revenues	FYTD Revenues	MTD Expenditures	FYTD Expenditures	Current Available Balance
200	9772	KENTON RIDGE-CLASS OF 201	223.13	.00	4.42	.00	.00	227.55
200	9781	Northeastern-Class of 201	3,288.86	.00	29.74	.00	821.50	2,497.10
200	9782	KENTON RIDGE - CLASS OF 2	4,462.57	.00	32.52	.00	2,686.93	1,808.16
200	9791	NORTHEASTERN-CLASS OF 201	1,215.73	.00	11,363.74	.00	10,558.03	2,021.44
200	9792	KENTON RIDGE-CLASS OF 201	6,953.38	.00	9,502.46	.00	1,261.52	15,194.32
200	9803	NORTHRIDGE-YEARBOOK	85.62	.00	2.92	.00	80.00-	168.54
200	9851	Northeastern - 2015 Yearb	4,434.83	.00	10.72	.00	4,445.55	.00
200	9861	Northeastern - 2016 Yearb	2,653.90	.00	6.41	.00	2,660.31	.00
200	9862	Kenton Ridge - 2016 Yearb	17,008.87	.00	31.65	.00	17,040.52	.00
200	9871	Northeastern - 2017 Yearb	1,750.73	.00	7,443.68	.00	3,534.29	5,660.12
200	9872	Kenton Ridge-2017 yearboo	7,321.43	.00	17,399.73	.00	7,445.02	17,276.14
200	9881	NORTHEASTERN-2018 YEARBOO	.00	.00	3,259.81	.00	.00	3,259.81
200	9882	Kenton Ridge - 2018 Yearb	.00	.00	7,100.31	.00	334.92	6,765.39
200	9901	NORTHEASTERN-CBI VOCATION	701.36	.00	.00	.00	320.79	380.57
200	9902	KENTON RIDGE-OWA VOCATION	166.89	.00	.00	.00	.00	166.89
200	9904	SOUTH VIENNA-NEWSPAPER	121.75	.00	.00	.00	.00	121.75
200	9912	KENTON RIDGE-OWE VOCATION	117.75	.00	.00	.00	.00	117.75
200	9914	SOUTH VIENNA-STUDENT MAGA	13.82	.00	.00	.00	.00	13.82
300	9001	NORTHEASTERN-ATHLETICS	2,440.82	.00	77,149.61	.00	63,128.28	16,462.15
300	9002	KENTON RIDGE-ATHLETICS	9,803.83	.00	100,023.31	.00	93,788.81	16,038.33
300	9003	NORTHRIDGE-ATHLETICS	4,069.26	.00	18,478.42	.00	20,689.56	1,858.12
300	9004	SOUTH VIENNA-ATHLETICS	249.53	.00	10,088.26	.00	9,448.26	889.53
401	9017	FY 17 AUXILIARY SERVICES	33,501.94	.00	19.35	.00	33,521.29	.00
401	9018	FY 18 AUXILIARY EMMANUEL	.00	.00	250,822.52	.00	137,902.96	112,919.56
451	9018	PUBLIC SCHOOLS CONNECTIVI	.00	.00	12,600.00	.00	6,300.00	6,300.00
461	9017	HSTW/MMGW	.00	.00	6,819.55	.00	6,819.55	.00
461	9018	HSTW/MMGW	.00	.00	5,208.14	.00	6,525.35	1,317.21-
499	9006	BWC Transitional Work Gra	600.00	.00	.00	.00	.00	600.00
499	9015	NE YOUTH TOBACCO SURVEY F	.28	.00	.00	.00	.00	.28
516	9017	IDEA-B SPECIAL EDUCATION	.00	.00	123,453.30	.00	123,453.30	.00
516	9018	IDEA-B SPECIAL EDUCATION	.00	.00	314,211.23	.00	350,229.34	36,018.11-
572	9018	TITLE I-A IMPROVING BASIC	.00	.00	176,792.30	.00	200,672.41	23,880.11-
587	9018	IDEA EARLY CHILDHOOD SPEC	.00	.00	6,182.48	.00	11,099.91	4,917.43-
590	9018	TITLE II-A IMPROVING TEAC	.00	.00	53,224.00	.00	60,264.15	7,040.15-
Grand Total All Funds			9,963,910.43	.00	34127,344.06	.00	29392,209.71	14699,044.78
Total Invested Funds			.00					

**Northeastern Local School District
General Accounts Reconciliation
For Month Ended April 30, 2018**

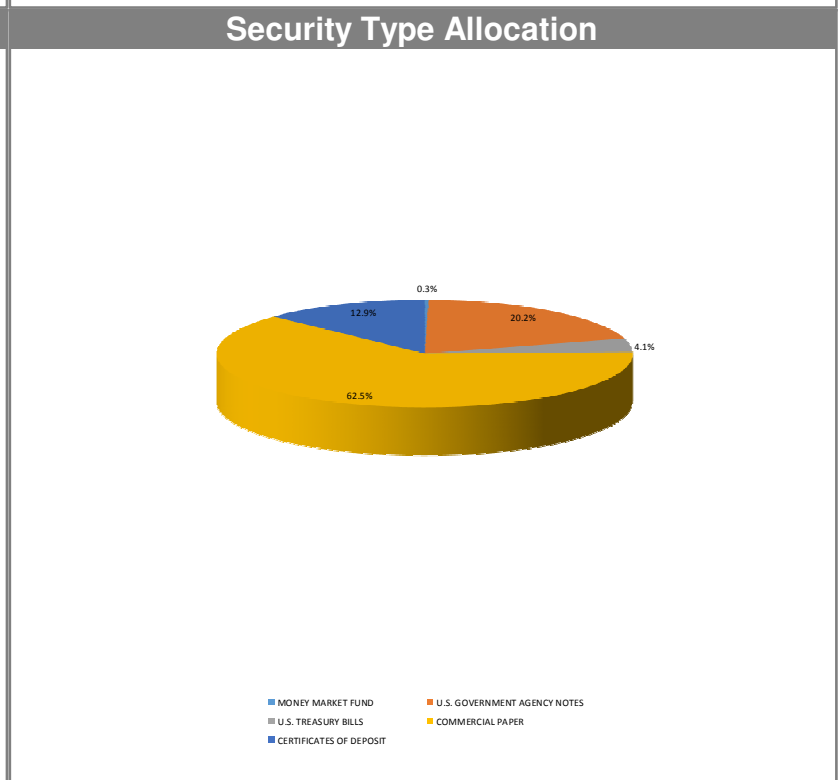
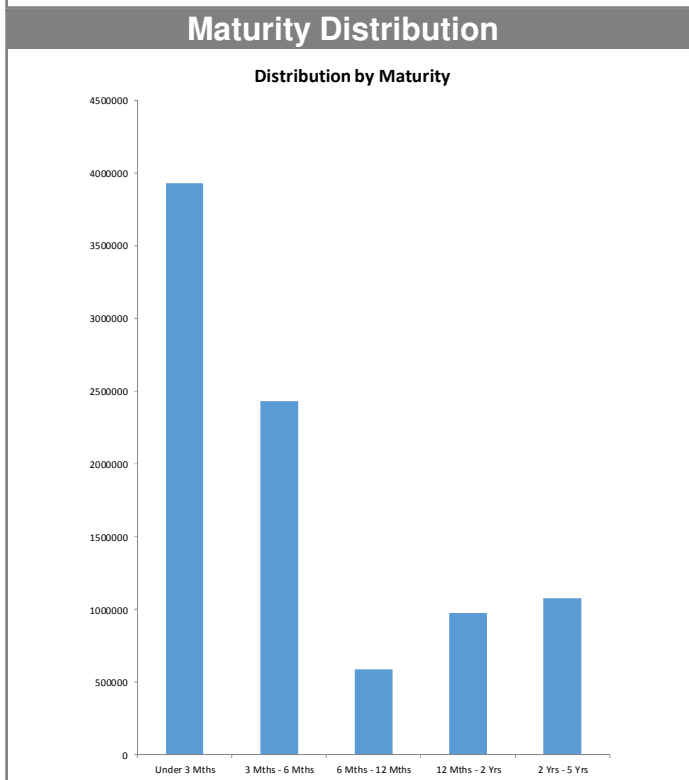
Bank Balance per Statements	\$ 826,674.52
Money Market Account	4,087,538.42
Fern Tingley Trust Certificate of Deposit	10,000.00
Security Bank Certificate of Deposit (CDARS)	1,000,000.00
Total Investments	9,055,193.47
Total Reconciling Items	<u>(280,361.63)</u>
	<u><u>\$ 14,699,044.78</u></u>

Cash Balance-General Fund	\$ 12,954,187.11
Cash Balance-Debt Service	883,254.46
Cash Balance-Permanent Improvement	212,733.97
Cash Balance-Other Funds	648,869.24
	<u><u>\$ 14,699,044.78</u></u>

Monthly Investment Summary
Northeastern Local School District
US Bank Custodian Acct Ending x70762

April 30, 2018

Monthly Cash Flow Activity		Market Value Summary				
From 03-31-18 through 04-30-18		Security Type	Market Value	Pct. Assets	Avg Yield at Cost	Wght Avg Mat
Beginning Book Value	5,050,650.73	Money Market Fund				
Contributions	4,000,000.00	MONEY MARKET FUND	26,910.47	0.3	1.54	0.00
Withdrawals	0.00	Fixed Income				
Prior Month Management Fees	-418.53	U.S. GOVERNMENT AGENCY NOTES	1,817,346.73	20.1	1.38	2.04
Realized Gains/Losses	195.00	U.S. TREASURY BILLS	371,538.00	4.1	1.95	0.47
Gross Interest Earnings	4,766.27	Accrued Interest	6,161.84	0.1		
Ending Book Value	9,055,193.47	Commercial Paper				
		COMMERCIAL PAPER	5,635,475.70	62.4	2.27	0.30
		Certificate of Deposit				
		CERTIFICATES OF DEPOSIT	1,164,454.68	12.9	1.71	0.46
		Accrued Interest	4,640.64	0.1		
		TOTAL PORTFOLIO	9,026,528.06	100.0	2.00	0.68



Disclosures:

RedTree's internal accounting system is used as the source of the market value of this account. Although obtained from a source believed to be reliable, we cannot guarantee its accuracy. You should review all account statements provided by the custodian and compare with the statements provided by RedTree.

Portfolio Holdings Report
Northeastern Local School District
US Bank Custodian Acct Ending x70762
 April 30, 2018

Quantity	Cusip	Security Description	Moody's	S&P	Cost Basis	Market Value	Yield at Cost	Wtd Maturity	Purchase Date
U.S. GOVERNMENT AGENCY NOTES									
155,000	3134GA6U3	Federal Home Ln Mtg 1.450% Due 05-28-19	Aaa	AA+	155,000.00	153,156.27	1.45	1.05	02-27-17
275,000	3135G0M59	Federal Natl Mtg Assoc 1.125% Due 07-26-19	Aaa	AA+	275,000.00	270,629.42	1.12	1.22	07-26-16
325,000	313381C94	Federal Home Ln Bank 1.250% Due 12-13-19	Aaa	AA+	325,000.00	318,800.62	1.25	1.58	02-22-16
300,000	3136G3J71	Federal Natl Mtg Assoc 1.420% Due 07-27-20	Aaa	AA+	300,000.00	291,489.60	1.42	2.18	07-25-16
310,000	3136G35C5	Federal Natl Mtg Assoc 1.400% Due 08-28-20	Aaa	AA+	310,000.00	301,165.31	1.40	2.26	08-26-16
185,000	3135G0Q97	Federal Natl Mtg Assoc 1.500% Due 10-28-20	Aaa	AA+	185,000.00	179,789.29	1.50	2.42	10-27-16
315,000	3136G34Y8	Federal Natl Mtg Assoc 1.600% Due 08-24-21	Aaa	AA+	315,000.00	302,316.21	1.60	3.19	08-26-16
	Accrued Interest					6,161.84			
					1,865,000.00	1,823,508.58	1.38	2.04	
U.S. TREASURY BILLS									
375,000	912796QD4	US Treasury Bill 0.000% Due 10-18-18	P-1	A-1+	371,341.04	371,538.00	1.95	0.47	04-18-18
CERTIFICATES OF DEPOSIT									
238,000	02006LRT2	Ally Bank, UT 1.550% Due 06-25-18			237,405.00	237,876.95	1.64	0.15	06-23-15
205,000	02587CDQ0	American Express Bank FSB, UT 1.700% Due 07-16-18			205,000.00	204,915.54	1.70	0.21	07-08-15
245,000	140420UR9	Capital One Bank USA, Glen Allen, VA 1.750% Due 08-27-18			245,000.00	244,931.64	1.75	0.32	08-19-15
248,000	33767AQV6	Firstbank of Puerto Rico, PR 1.500% Due 10-29-18			248,000.00	247,498.05	1.50	0.49	10-16-15
230,000	02587DZF8	American Express Centurion Bank, UT 1.950% Due 06-24-19			230,000.00	229,232.49	1.95	1.12	06-16-15
	Accrued Interest					4,640.64			
					1,165,405.00	1,169,095.32	1.71	0.46	
COMMERCIAL PAPER									
480,000	09659KFL9	BNP Paribas 0.000% Due 06-20-18	P-1	A-1	475,728.00	478,622.40	1.80	0.14	12-21-17
325,000	89119BFL5	TD USA 0.000% Due 06-20-18	P-1	A-1+	322,042.50	324,067.25	1.84	0.14	12-21-17
270,000	89119BFU5	TD USA 0.000% Due 06-28-18	P-1	A-1+	268,155.00	269,100.90	2.06	0.16	02-27-18
250,000	09659CG93	BNP Paribas 0.000% Due 07-09-18	P-1	A-1	248,578.13	248,932.50	2.26	0.19	04-06-18
725,000	62479MGD9	MUFG Bank 0.000% Due 07-13-18	P-1	A-1	720,729.95	721,723.00	2.34	0.20	04-13-18
560,000	89233HGG3	Toyota Motor Credit 0.000% Due 07-16-18	P-1	A-1+	556,744.22	557,362.40	2.31	0.21	04-16-18
165,000	89233HGS7	Toyota Motor Credit 0.000% Due 07-26-18	P-1	A-1+	163,729.50	164,120.55	2.33	0.24	03-27-18
725,000	36960MGW7	General Electric CP 0.000% Due 07-30-18	P-1	A-1+	720,803.26	720,961.75	2.30	0.25	04-26-18
130,000	46640QH61	JP Morgan 0.000% Due 08-06-18	P-1	A-1	129,003.04	129,177.10	2.34	0.27	04-06-18

Disclosures:

RedTree's internal accounting system is used as the source of the market value of this account. Although obtained from a source believed to be reliable, we cannot guarantee its accuracy. You should review all account statements provided by the custodian and compare with the statements provided by RedTree.

Questions? Call 888.596.2293 or email info@redtreeinv.com

Portfolio Holdings Report
Northeastern Local School District
US Bank Custodian Acct Ending x70762
 April 30, 2018

Quantity	Cusip	Security Description	Moody's	S&P	Cost Basis	Market Value	Yield at Cost	Wtd Maturity	Purchase Date
725,000	22533UHT3	Credit Agricole NY 0.000% Due 08-27-18	P-1	A-1	719,535.92	719,417.50	2.30	0.33	04-27-18
725,000	63873KJT5	Natixis NY 0.000% Due 09-27-18	P-1	A-1	717,780.21	717,771.75	2.41	0.41	04-27-18
595,000	46640QNJ6	JP Morgan 0.000% Due 01-18-19	P-1	A-1	583,707.23	584,218.60	2.59	0.72	04-23-18
					5,626,536.96	5,635,475.70	2.27	0.30	
MONEY MARKET FUND									
	USBMMF	First American Treasury Obligations Fund			26,910.47	26,910.47	1.54		
TOTAL PORTFOLIO					9,055,193.47	9,026,528.06	2.00	0.68	

Disclosures:

RedTree's internal accounting system is used as the source of the market value of this account. Although obtained from a source believed to be reliable, we cannot guarantee its accuracy. You should review all account statements provided by the custodian and compare with the statements provided by RedTree.

Questions? Call 888.596.2293 or email info@redtreeinv.com