

Northeastern Local School District

Accumulated Monthly Financial Report

For the Month Ended February 28, 2019



Page 1 - General Fund Variance Report Summary

- Cash Balance
- Revenue
- Expenditures

Page 2 - SM2M General Fund Monthly Budget vs Actual with Year-to Date

Page 3 – Notes

Pages 4-5 – Cash Financial Report by Fund

Page 6 - Cash Fund Balance Reconciliation to Bank

Pages 7-11 - Red Tree Investment Report

Prepared by:

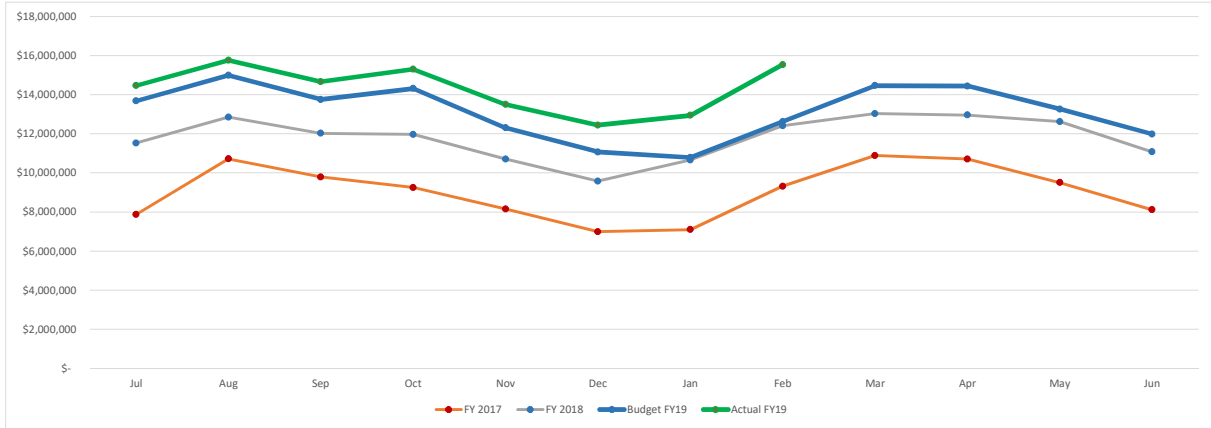
Northeastern Local School District Treasurer's Office

Dale R Miller, CPA, Treasurer/CFO

937-325-7615

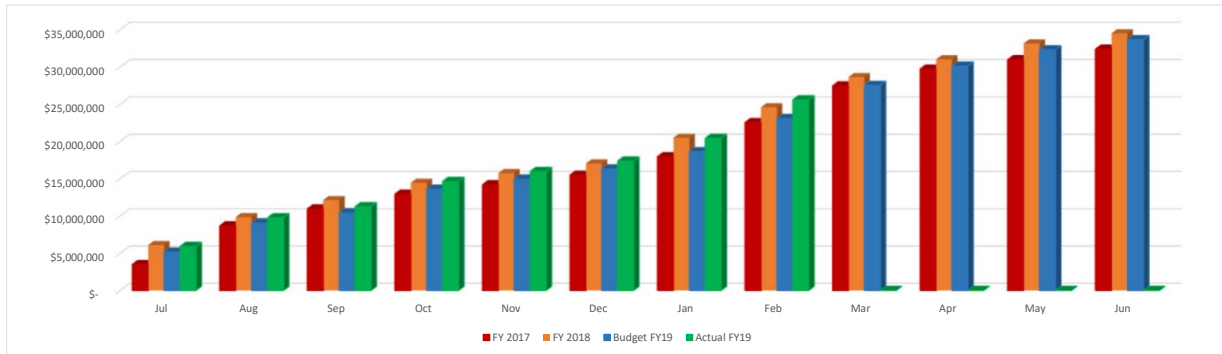
**Northeastern Local School District
General Fund & Related Fund Balances
Variance Report February 28, 2019**

	Jul	Aug	Sep	Oct	Nov	Dec	Jan	Feb	Mar	Apr	May	Jun
FY 2017	\$ 7,865,073	\$ 10,717,469	\$ 9,790,834	\$ 9,249,543	\$ 8,152,653	\$ 6,988,883	\$ 7,096,974	\$ 9,315,893	\$ 10,886,774	\$ 10,709,623	\$ 9,505,615	\$ 8,107,778
FY 2018	\$ 11,526,029	\$ 12,853,296	\$ 12,020,211	\$ 11,968,901	\$ 10,703,522	\$ 9,574,459	\$ 10,655,227	\$ 12,407,040	\$ 13,032,667	\$ 12,954,189	\$ 12,619,415	\$ 11,076,721
Budget FY19	\$ 13,683,611	\$ 14,992,500	\$ 13,753,292	\$ 14,315,751	\$ 12,303,228	\$ 11,064,020	\$ 10,781,812	\$ 12,622,811	\$ 14,463,811	\$ 14,442,602	\$ 13,264,747	\$ 11,983,539
Actual FY19	\$ 14,465,720	\$ 15,759,735	\$ 14,660,359	\$ 15,300,915	\$ 13,499,586	\$ 12,444,375	\$ 12,944,623	\$ 15,538,064				



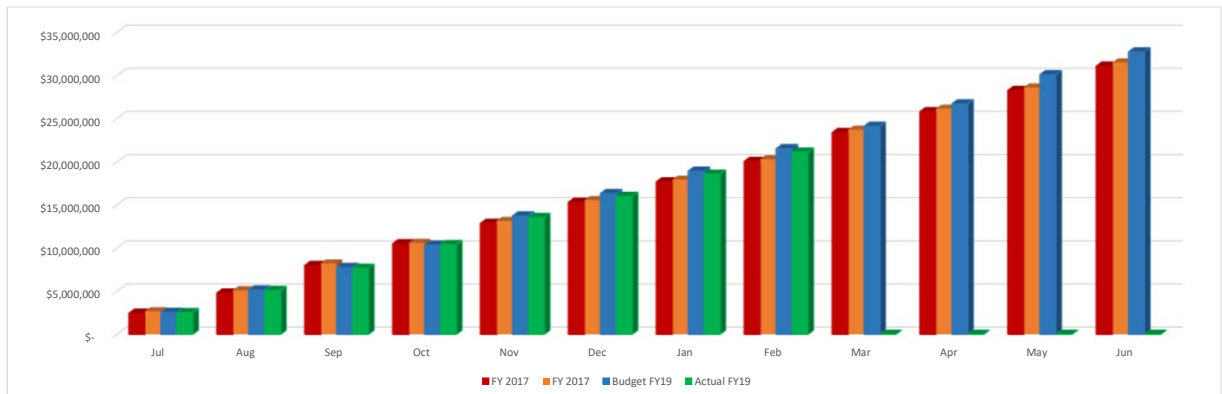
**Northeastern Local School District
General Fund & Related Fund Revenues
Variance Report February 28, 2019**

	Jul	Aug	Sep	Oct	Nov	Dec	Jan	Feb	Mar	Apr	May	Jun
FY 2017	\$ 3,476,788	\$ 8,668,571	\$ 10,943,076	\$ 12,913,914	\$ 14,180,109	\$ 15,467,964	\$ 17,942,280	\$ 22,524,777	\$ 27,438,698	\$ 29,692,033	\$ 30,946,442	\$ 32,365,813
FY 2018	\$ 6,092,333	\$ 9,846,698	\$ 12,125,589	\$ 14,451,009	\$ 15,739,961	\$ 17,031,185	\$ 20,478,054	\$ 24,582,094	\$ 28,627,975	\$ 30,992,917	\$ 33,128,499	\$ 34,479,057
Budget FY19	\$ 5,156,761	\$ 9,065,522	\$ 10,426,186	\$ 13,588,517	\$ 14,949,180	\$ 16,309,843	\$ 18,627,507	\$ 23,068,378	\$ 27,509,249	\$ 30,087,912	\$ 32,293,243	\$ 33,653,906
Actual FY19	\$ 5,905,758	\$ 9,765,174	\$ 11,243,620	\$ 14,631,116	\$ 15,969,429	\$ 17,366,985	\$ 20,417,126	\$ 25,577,312				



**Northeastern Local School District
General Fund & Related Fund Expenditures
Variance Report February 28, 2019**

	Jul	Aug	Sep	Oct	Nov	Dec	Jan	Feb	Mar	Apr	May	Jun
FY 2017	\$ 2,444,785	\$ 4,784,173	\$ 7,985,313	\$ 10,497,441	\$ 12,860,526	\$ 15,312,151	\$ 17,678,376	\$ 20,041,955	\$ 23,384,995	\$ 25,815,481	\$ 28,273,897	\$ 31,091,105
FY 2018	\$ 2,674,081	\$ 5,101,179	\$ 8,213,155	\$ 10,589,885	\$ 13,144,216	\$ 15,564,503	\$ 17,930,604	\$ 20,282,831	\$ 23,703,085	\$ 26,146,505	\$ 28,616,861	\$ 31,510,113
Budget FY19	\$ 2,549,872	\$ 5,149,743	\$ 7,749,615	\$ 10,349,486	\$ 13,722,672	\$ 16,322,544	\$ 18,922,416	\$ 21,522,287	\$ 24,122,159	\$ 26,722,030	\$ 30,105,216	\$ 32,747,088
Actual FY19	\$ 2,516,757	\$ 5,082,158	\$ 7,659,980	\$ 10,406,920	\$ 13,546,562	\$ 15,999,329	\$ 18,549,222	\$ 21,115,967				



DATE: 03/11/2019
 TIME: 09:15:28

FORM SM-2
 OHIO DEPARTMENT OF EDUCATION - OFFICE OF SCHOOL MANAGEMENT ASSISTANCE
 ANNUAL SPENDING PLAN (CURRENT OPERATION - GENERAL FUND ONLY - O.R.C. 5705.391)

PAGE: 1

SCHOOL DISTRICT: Northeastern Local School Dist IRN # 046250 COUNTY: Clark FISCAL YEAR: 2019 MONTH: 02

	MONTHLY ESTIMATE	MONTHLY ACTUAL	MONTHLY DIFFERENCE	FISCAL YTD ESTIMATE	FISCAL YTD ACTUAL	FISCAL YTD DIFFERENCE
REVENUES						
01.010 General Property (Real Estate)	2,926,604	3,645,100	718,496	7,715,592	9,013,625	1,298,033
01.020 Tangible Personal Property Tax	153,604	0	153,604-	460,811	340,967	119,844-
01.030 Income Tax	0	0	0	3,132,000	3,853,318	721,318
01.035 Unrestricted Grants-in-Aid	1,085,685	1,051,161	34,524-	8,685,485	8,911,369	225,884
01.040 Restricted Grants-in-Aid	26,359	22,244	4,115-	210,873	167,745	43,128-
01.045 Restricted Grants-in-Aid - SFSF	0	0	0	0	0	0
01.050 Property Tax Allocation	0	0	0	844,668	889,802	45,134
01.060 All Other Operating Revenue	235,629	438,331	202,702	1,885,033	2,073,558	188,525
01.070 Total Revenue	4,427,881	5,156,836	728,955	22,934,462	25,250,384	2,315,922
OTHER FINANCING SOURCES						
02.010 Proceeds from Sale of Notes	0	0	0	0	0	0
02.020 State Emergency Loans & Advancements (Approved)	0	0	0	0	0	0
02.040 Operating Transfers-In	0	0	0	0	0	0
02.050 Advances-In	0	0	0	30,000	67,903	37,903
02.060 All Other Financing Sources	12,989	3,350	9,639-	103,912	259,025	155,113
02.070 Total Other Financing Sources	12,989	3,350	9,639-	133,912	326,928	193,016
02.080 Total Revenues and Other Financing Sources	4,440,870	5,160,186	719,316	23,068,374	25,577,312	2,508,938
EXPENDITURES						
03.010 Personal Services	1,418,925	1,333,435	85,490-	12,060,867	11,380,030	680,837-
03.020 Employees' Retirement/Insurance Benefits	544,654	568,915	24,261	4,421,083	4,383,244	37,839-
03.030 Purchased Services	478,588	590,345	111,757	3,828,704	3,830,159	1,455
03.040 Supplies and Materials	78,323	44,497	33,826-	626,583	808,271	181,688
03.050 Capital Outlay	0	18,032	18,032	360,000	490,657	130,657
03.060 Intergovernmental	0	0	0	0	0	0
04.010 Debt Service: All Principal (Historical)	0	0	0	0	0	0
04.020 Debt Service: Principal - Notes	0	0	0	0	0	0
04.030 Debt Service: Principal - State Loans	0	0	0	0	0	0
04.040 Debt Service: Principal - State Advancements	0	0	0	0	0	0
04.050 Debt Service: Principal - HB 264 Loans	0	0	0	0	0	0
04.055 Debt Service: Principal - Other	0	0	0	0	0	0
04.060 Debt Service: Interest and Fiscal Charges	0	0	0	0	0	0
04.300 Other Objects	29,381	11,521	17,860-	235,055	223,606	11,449-
04.500 Total Expenditures	2,549,871	2,566,745	16,874	21,532,292	21,115,967	416,325-
OTHER FINANCING USES						
05.010 Operating Transfers - Out	0	0	0	0	0	0
05.020 Advances - Out	0	0	0	0	0	0
05.030 All Other Financing Uses	0	0	0	0	0	0
05.040 Total Other Financing Uses	0	0	0	0	0	0
05.050 Total Expenditure and Other Financing Uses	2,549,871	2,566,745	16,874	21,532,292	21,115,967	416,325-
06.010 Excess Rev & Oth Financing Sources over(under) Exp &	1,890,999	2,593,441	702,442	1,536,082	4,461,345	2,925,263
07.010 Beginning Cash Balance	10,721,802	12,944,623	2,222,821	11,076,719	11,076,719	0
07.020 Ending Cash Balance	12,612,801	15,538,064	2,925,263	12,612,801	15,538,064	2,925,263
08.010 Outstanding Encumbrances	0	2,274,220	2,274,220	0	2,274,220	2,274,220

Notes

Revenues

1.01 Property Tax Settlements for Spring of 2019, we most of the funds by the end of February, final settlement was on March 11 and the taxes for FY will end at \$11.6 million and budgeted at \$11.3. March will make the Fiscal Year to Date variance close budget.

1.03 Income Tax collection are strong with additional dollars collected from tax year 16 &17 higher than expected. For the district fiscal year income tax is \$721,318 over budget, of which approximately \$235,973 in prior year assessments. Reason for caution into next year only a small portion of this amount should occur in future years.

1.035 State Aid- As NELSD is a guaranteed district we are only \$182,756 over budget on a \$13million budget.

Total Revenues are \$2.3 million over budget but will be adjusted for the tax settlement in March.

Expenditures

3.01 Personal Services – Payroll The variance through the end of January is \$680,837 (5.9%) under budget.

3.02 Benefits – directly related to line 3.01 – benefits are 38% of salary for FY19. Benefits are \$37,839 under budget. For the fiscal year we will end slightly over budget from the increase in health insurance premiums.

Line 3.03 Purchased Services – Over budget \$1,455.

Line 3.04 Supplies – Over budget \$181,6888 –curriculum and educational software purchases for the year, and purchased fuel.

Summary – February improved the finances on revenue side but we adjust in March as the final tax settlement will occur in March. Revenues are 10.8% over budget (need adjusted for the taxes) and Expenditures are 1.9% under budget in total.

Begin Balance	MTD Receipts	FYTD Receipts	MTD Expenditures	FYTD Expenditures	Current Fund Balance	Current Encumbrances	Unencumbered Fund Balance
TOTAL FOR Fund 001 - GENERAL:							
11,076,719.40	5,160,185.85	25,577,312.62	2,566,744.05	21,115,965.91	15,538,066.11	2,274,220.02	13,263,846.09
TOTAL FOR Fund 002 - BOND RETIREMENT:							
906,001.68	0.00	1,114,385.93	0.00	1,270,709.53	749,678.08	0.00	749,678.08
TOTAL FOR Fund 003 - PERMANENT IMPROVEMENT:							
235,444.11	129,500.00	382,353.98	0.00	196,299.68	421,498.41	10,943.04	410,555.37
TOTAL FOR Fund 004 - BUILDING:							
0.00	489,650.29	18,368,425.79	113,916.99	1,944,270.30	16,424,155.49	1,110,563.36	15,313,592.13
TOTAL FOR Fund 006 - FOOD SERVICE:							
376.00	79,510.30	522,438.77	78,954.75	568,638.73	45,823.96-	131,954.09	177,778.05-
TOTAL FOR Fund 007 - SPECIAL TRUST:							
24,541.41	1,000.00	3,500.00	500.00	3,860.00	24,181.41	3,050.00	21,131.41
TOTAL FOR Fund 008 - ENDOWMENT:							
10,068.70	0.00	0.00	0.00	0.00	10,068.70	0.00	10,068.70
TOTAL FOR Fund 010 - CLASSROOM FACILITIES:							
0.00	72,968.88	62,393,099.97	0.00	1,306.51	62,391,793.46	7,442,624.49	54,949,168.97
TOTAL FOR Fund 018 - PUBLIC SCHOOL SUPPORT:							
125,501.47	51.54	57,385.16	3,815.17	52,880.91	130,005.72	15,992.50	114,013.22
TOTAL FOR Fund 019 - OTHER GRANT:							
20,546.62	3.73-	16,985.91	1,372.34	13,088.24	24,444.29	5,617.60	18,826.69
TOTAL FOR Fund 020 - SPECIAL ENTERPRISE FUND:							
152,950.41	15,875.25	111,347.98	10,721.52	94,702.69	169,595.70	10,240.35	159,355.35
TOTAL FOR Fund 022 - DISTRICT AGENCY:							
0.00	3,539.00	4,648.00	4,299.00	5,408.00	760.00-	0.00	760.00-
TOTAL FOR Fund 027 - WORKMANS COMPENSATION-SELF IN							
85,985.17	0.00	75,978.95	0.00	72,005.00	89,959.12	2,372.00	87,587.12
TOTAL FOR Fund 031 - UNDERGROUND STORAGE TANK FUND							
11,000.00	0.00	0.00	0.00	0.00	11,000.00	0.00	11,000.00
TOTAL FOR Fund 034 - CLASSROOM FACILITIES MAINT.:							
0.00	78,355.51	90,255.51	0.00	0.00	90,255.51	0.00	90,255.51
TOTAL FOR Fund 200 - STUDENT MANAGED ACTIVITY:							
140,005.28	12,084.70	97,816.92	20,525.08	79,049.83	158,772.37	26,021.02	132,751.35

Begin Balance	MTD Receipts	FYTD Receipts	MTD Expenditures	FYTD Expenditures	Current Fund Balance	Current Encumbrances	Unencumbered Fund Balance
TOTAL FOR Fund 300 - DISTRICT MANAGED ACTIVITY:							
22,536.09	18,194.00	196,633.00	12,608.75	155,178.89	63,990.20	59,596.97	4,393.23
TOTAL FOR Fund 401 - AUXILIARY SERVICES:							
52,536.98	114,844.22	241,585.86	21,320.56	143,321.76	150,801.08	2,138.80	148,662.28
TOTAL FOR Fund 451 - DATA COMMUNICATION FUND:							
0.00	0.00	6,300.00	0.00	0.00	6,300.00	0.00	6,300.00
TOTAL FOR Fund 461 - VOCATIONAL EDUC. ENHANCEMENTS							
0.00	0.00	2,565.73	1,306.04	10,900.25	8,334.52-	611.75	8,946.27-
TOTAL FOR Fund 499 - MISCELLANEOUS STATE GRANT FUN							
600.28	0.00	17,859.65	1,020.00	1,020.00	17,439.93	0.00	17,439.93
TOTAL FOR Fund 516 - IDEA PART B GRANTS:							
0.00	29,900.94	364,354.12	33,616.83	409,908.59	45,554.47-	78,542.33	124,096.80-
TOTAL FOR Fund 572 - TITLE I DISADVANTAGED CHILDRE							
0.00	19,960.16	179,069.31	24,810.37	223,610.80	44,541.49-	0.00	44,541.49-
TOTAL FOR Fund 587 - IDEA PRESCHOOL-HANDICAPPED:							
0.00	0.00	11,412.76	0.00	12,853.97	1,441.21-	0.00	1,441.21-
TOTAL FOR Fund 590 - IMPROVING TEACHER QUALITY:							
0.00	7,121.17	43,878.74	9,119.67	63,846.58	19,967.84-	0.00	19,967.84-
TOTAL FOR Fund 599 - MISCELLANEOUS FED. GRANT FUND							
0.00	2,918.91	16,458.67	0.00	0.00	16,458.67	0.00	16,458.67
GRAND TOTALS:							
12,864,813.60	6,235,656.99	109,896,053.33	2,904,651.12	26,438,826.17	96,322,040.76	11,174,488.32	85,147,552.44

Northeastern Local School District
General Accounts Reconciliation
For Month Ended February 28, 2019

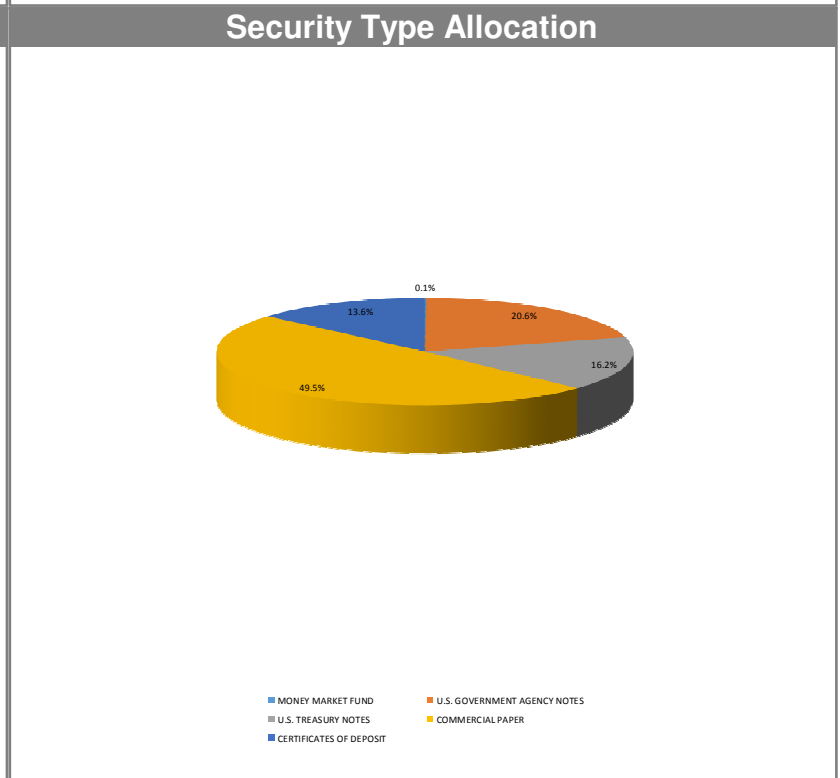
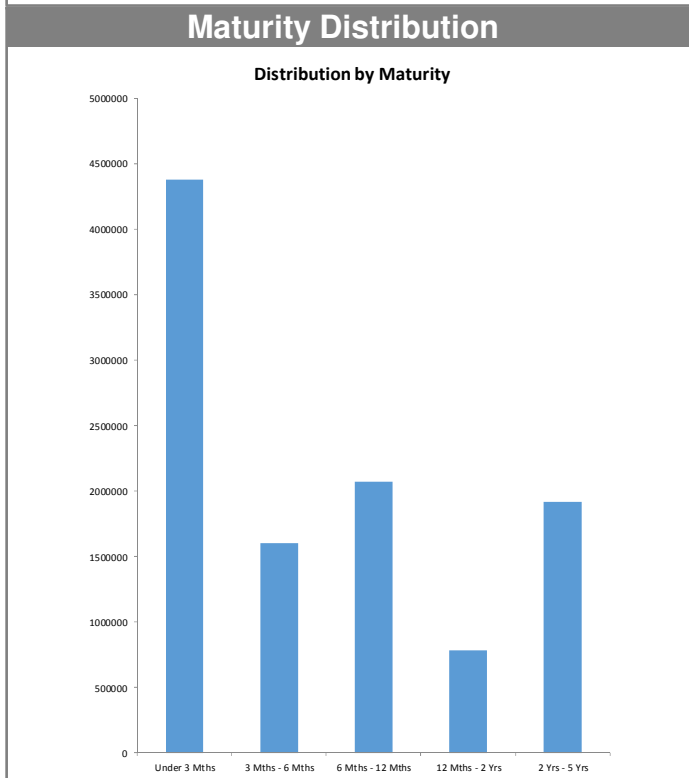
Bank Balance per Statement	\$ 351,541.58
Money Market Account	\$ 682,124.73
EZ Pay	\$ 25,198.75
Fenr Tingley Trust Certificate of Deposit	\$ 10,000.00
Tri State Capital Bank CDARS	\$ 2,000,000.00
Star Ohio	\$ 2,028,793.70
Star Ohio Building	\$ 1,551,067.67
Star Ohio Plus	\$ 265,514.68
RedTree Investment	\$ 10,724,896.58
RedTree Building	\$ 79,037,047.25
Total Reconciling Items	<u>\$ (354,144.18)</u>
	<u><u>\$ 96,322,040.76</u></u>

Cash Balance - General Fund	\$ 15,538,066.11
Cash Balance - Debt Service	\$ 1,270,709.53
Cash Balance Building Funds	\$ 78,815,948.95
Cash Balance - Permanent Improvement	\$ 421,498.41
Cash Balance - Other	<u>\$ 275,817.76</u>
	<u><u>\$ 96,322,040.76</u></u>

Monthly Investment Summary
Northeastern Local School District
US Bank Custodian Acct Ending x70762

February 28, 2019

Monthly Cash Flow Activity		Market Value Summary				
From 01-31-19 through 02-28-19						
Beginning Book Value	10,697,858.13	Security Type	Market Value	Pct. Assets	Avg Yield at Cost	Wght Avg Mat
Contributions	0.00	Money Market Fund				
Withdrawals	0.00	MONEY MARKET FUND	14,564.10	0.1	2.28	0.00
Prior Month Management Fees	-606.66	Fixed Income				
Realized Gains/Losses	4,431.27	U.S. GOVERNMENT AGENCY NOTES	2,213,215.65	20.6	1.68	1.47
Gross Interest Earnings	23,213.84	U.S. TREASURY NOTES	1,745,536.64	16.2	2.58	0.68
Ending Book Value	10,724,896.58	Accrued Interest	7,135.81	0.1		
		Commercial Paper				
		COMMERCIAL PAPER	5,321,214.50	49.4	2.71	0.18
		Certificate of Deposit				
		CERTIFICATES OF DEPOSIT	1,459,905.02	13.6	2.80	2.86
		Accrued Interest	2,179.11	0.0		
		TOTAL PORTFOLIO	10,763,750.83	100.0	2.49	0.89



Disclosures:

RedTree's internal accounting system is used as the source of the market value of this account. Although obtained from a source believed to be reliable, we cannot guarantee its accuracy. You should review all account statements provided by the custodian and compare with the statements provided by RedTree.

Portfolio Holdings Report
Northeastern Local School District
US Bank Custodian Acct Ending x70762
 February 28, 2019

Quantity	Cusip	Security Description	Moody's	S&P	Cost Basis	Market Value	Yield at Cost	Wtd Maturity	Purchase Date
U.S. GOVERNMENT AGENCY NOTES									
155,000	3134GA6U3	Federal Home Ln Mtg 1.450% Due 05-28-19	Aaa	AA+	155,000.00	154,652.49	1.45	0.25	02-28-17
275,000	3135G0M59	Federal Natl Mtg Assoc 1.125% Due 07-26-19	Aaa	AA+	275,000.00	273,465.77	1.12	0.41	07-26-16
325,000	313381C94	Federal Home Ln Bank 1.250% Due 12-13-19	Aaa	AA+	325,000.00	321,688.57	1.25	0.78	02-23-16
300,000	3136G3J71	Federal Natl Mtg Assoc 1.420% Due 07-27-20	Aaa	AA+	300,000.00	294,670.80	1.42	1.38	07-27-16
310,000	3136G35C5	Federal Natl Mtg Assoc 1.400% Due 08-28-20	Aaa	AA+	310,000.00	304,361.41	1.40	1.47	08-30-16
185,000	3135G0Q97	Federal Natl Mtg Assoc 1.500% Due 10-28-20	Aaa	AA+	185,000.00	181,670.74	1.50	1.62	10-28-16
315,000	3136G34Y8	Federal Natl Mtg Assoc 1.600% Due 08-24-21	Aaa	AA+	315,000.00	306,524.61	1.60	2.42	08-30-16
375,000	3134GSA96	Federal Home Ln Mtg 3.150% Due 11-15-21	Aaa	AA+	375,000.00	376,181.25	3.15	2.56	11-15-18
	Accrued Interest					6,724.34			
					2,240,000.00	2,219,939.99	1.68	1.47	
U.S. TREASURY NOTES									
465,000	912828D80	US Treasury Note 1.625% Due 08-31-19	Aaa	AA+	461,948.44	462,874.95	2.61	0.49	12-27-18
590,000	912828TN0	US Treasury Note 1.000% Due 08-31-19	Aaa	AA+	585,367.58	585,482.96	2.53	0.49	02-21-19
705,000	912828W22	US Treasury Note 1.375% Due 02-15-20	Aaa	AA+	696,159.96	697,178.73	2.60	0.95	01-31-19
	Accrued Interest					411.46			
					1,743,475.98	1,745,948.10	2.58	0.68	
CERTIFICATES OF DEPOSIT									
230,000	02587DZF8	American Express Nat'l Bank, UT (formerly AmEx Centurion Bank) 1.950% Due 06-24-19			230,000.00	229,724.69	1.95	0.31	06-24-15
246,000	02007GHF3	Ally Bank, UT 2.900% Due 01-31-22			245,569.50	246,418.45	2.96	2.77	01-31-19
246,000	17312Q2P3	Citibank NA, SD 2.900% Due 02-07-22			245,754.00	246,401.96	2.94	2.79	02-07-19
246,000	87270LBT9	TIAA FSB, FL 2.850% Due 02-22-22			245,754.00	246,016.24	2.89	2.84	02-22-19
249,000	949763XV3	Wells Fargo Bank, SD 2.900% Due 02-27-23			248,626.50	245,751.79	2.96	3.71	02-27-19
246,000	38148P5F0	Goldman Sachs Bank USA, NY 3.050% Due 02-20-24			245,692.50	245,591.89	3.08	4.58	02-20-19
	Accrued Interest					2,179.11			
					1,461,396.50	1,462,084.13	2.80	2.86	
COMMERCIAL PAPER									
700,000	19121BQD4	Coca Cola Company 0.000% Due 03-13-19	P-1	A-1	689,983.00	699,433.00	2.47	0.04	08-13-18
735,000	63873KQT7	Natixis NY 0.000% Due 03-27-19	P-1	A-1	725,628.75	733,706.40	2.58	0.07	09-28-18
1,500,000	4497W1RS7	ING US CP 0.000% Due 04-26-19	P-1	A-1	1,480,049.16	1,494,075.00	2.73	0.16	10-30-18
315,000	46640QS28	JP Morgan 0.000% Due 05-02-19	P-1	A-1	308,995.84	313,604.55	2.62	0.17	08-08-18
400,000	89233HS62	Toyota Motor Credit 0.000% Due 05-06-19	P-1	A-1+	392,200.00	398,116.00	2.65	0.19	08-09-18

Disclosures:

RedTree's internal accounting system is used as the source of the market value of this account. Although obtained from a source believed to be reliable, we cannot guarantee its accuracy. You should review all account statements provided by the custodian and compare with the statements provided by RedTree.

8
 Questions? Call 888.596.2293 or email info@redtreeinv.com

Portfolio Holdings Report
Northeastern Local School District
US Bank Custodian Acct Ending x70762
 February 28, 2019

Quantity	Cusip	Security Description	Moody's	S&P	Cost Basis	Market Value	Yield at Cost	Wtd Maturity	Purchase Date
590,000	62479MSV6	MUFG Bank 0.000% Due 05-29-19	P-1	A-1	581,533.50	586,253.50	2.91	0.25	11-30-18
350,000	09659CTM0	BNP Paribas 0.000% Due 06-21-19	P-1	A-1	344,407.00	347,189.50	2.87	0.31	11-29-18
275,000	89119BTM8	TD USA 0.000% Due 06-21-19	P-1	A-1+	270,558.75	272,791.75	2.90	0.31	11-29-18
480,000	89233HTQ7	Toyota Motor Credit 0.000% Due 06-24-19	P-1	A-1+	472,104.00	476,044.80	2.87	0.32	11-26-18
					5,265,460.00	5,321,214.50	2.71	0.18	
MONEY MARKET FUND									
	USBMMF	First American Treasury Obligations Fund			14,564.10	14,564.10	2.28		
TOTAL PORTFOLIO					10,724,896.58	10,763,750.83	2.49	0.89	

Disclosures:

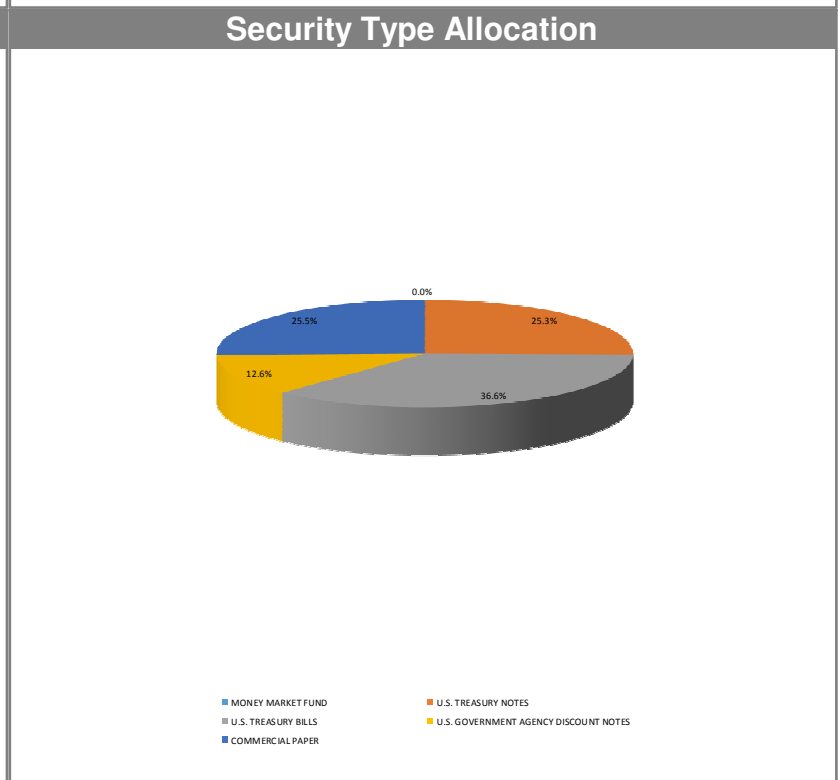
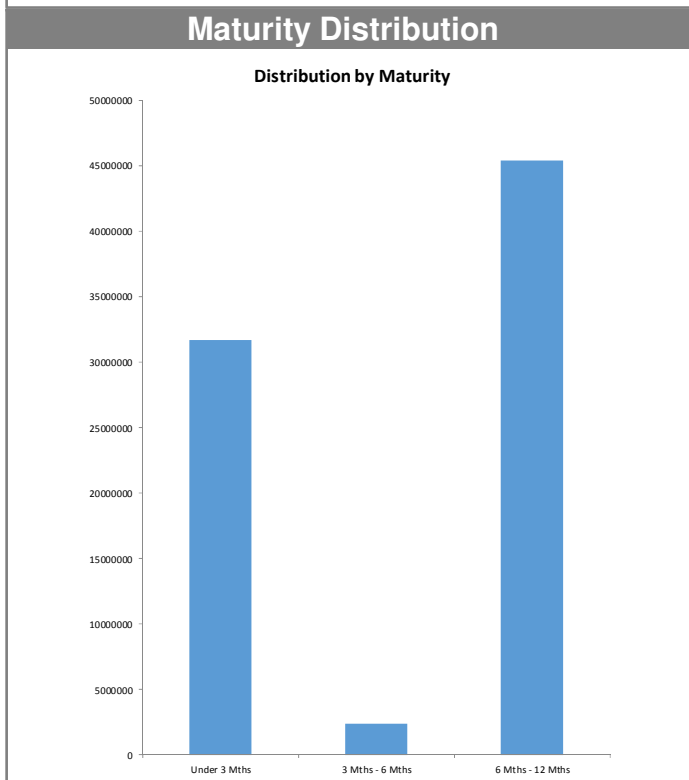
RedTree's internal accounting system is used as the source of the market value of this account. Although obtained from a source believed to be reliable, we cannot guarantee its accuracy. You should review all account statements provided by the custodian and compare with the statements provided by RedTree.

Questions? Call 888.596.2293 or email info@redtreeinv.com

Monthly Investment Summary
Northeastern Local School District - 2018 Bond Proceeds
US Bank Custodian Acct Ending x99845

February 28, 2019

Monthly Cash Flow Activity		Market Value Summary				
From 01-31-19 through 02-28-19						
Beginning Book Value	78,560,288.26	Security Type	Market Value	Pct. Assets	Avg Yield at Cost	Wght Avg Mat
Contributions	0.00	Money Market Fund				
Withdrawals	0.00	MONEY MARKET FUND	4,337.65	0.0	2.28	0.00
Prior Month Management Fees	-4,477.97	Fixed Income				
Realized Gains/Losses	37,890.62	U.S. GOVERNMENT AGENCY DISCOUNT NOTES	9,972,458.84	12.6	2.25	0.06
Gross Interest Earnings	443,346.34	U.S. TREASURY BILLS	29,103,324.05	36.6	2.38	0.47
Ending Book Value	79,037,047.25	U.S. TREASURY NOTES	20,109,171.80	25.3	2.58	0.72
		Accrued Interest	5,748.95	0.0		
		Commercial Paper				
		COMMERCIAL PAPER	20,247,599.40	25.5	2.67	0.54
		TOTAL PORTFOLIO	79,442,640.69	100.0	2.49	0.50



Disclosures:

RedTree's internal accounting system is used as the source of the market value of this account. Although obtained from a source believed to be reliable, we cannot guarantee its accuracy. You should review all account statements provided by the custodian and compare with the statements provided by RedTree.

Portfolio Holdings Report
Northeastern Local School District - 2018 Bond Proceeds
US Bank Custodian Acct Ending x99845
 February 28, 2019

Quantity	Cusip	Security Description	Moody's	S&P	Cost Basis	Market Value	Yield at Cost	Wtd Maturity	Purchase Date
U.S. TREASURY NOTES									
10,000,000	912828TN0	US Treasury Note 1.000% Due 08-31-19	Aaa	AA+	9,923,437.50	9,923,440.00	2.55	0.49	02-28-19
10,300,000	912828W22	US Treasury Note 1.375% Due 02-15-20	Aaa	AA+	10,170,847.68	10,185,731.80	2.60	0.95	01-31-19
		Accrued Interest				5,748.95			
					20,094,285.18	20,114,920.75	2.58	0.72	
U.S. TREASURY BILLS									
9,220,000	912796QC6	US Treasury Bill 0.000% Due 04-25-19	P-1	A-1+	9,080,238.63	9,186,337.78	2.27	0.15	08-24-18
8,600,000	912796QH5	US Treasury Bill 0.000% Due 05-23-19	P-1	A-1+	8,452,695.37	8,552,510.80	2.31	0.23	08-24-18
11,630,000	912796RY7	US Treasury Bill 0.000% Due 01-30-20	P-1	A-1+	11,363,517.97	11,364,475.47	2.51	0.91	02-28-19
					28,896,451.97	29,103,324.05	2.38	0.47	
U.S. GOVERNMENT AGENCY DISCOUNT NOTES									
9,985,000	313396DG5	Federal Home Ln Mtg Discount Note 0.000% Due 03-20-19	P-1	A-1+	9,860,957.14	9,972,458.84	2.25	0.06	08-31-18
COMMERCIAL PAPER									
3,960,000	89233HQR8	Toyota Motor Credit 0.000% Due 03-25-19	P-1	A-1+	3,903,867.00	3,953,545.20	2.46	0.07	08-27-18
2,400,000	19121BUV9	Coca Cola Company 0.000% Due 07-29-19	P-1	A-1	2,366,892.00	2,373,912.00	2.71	0.41	01-24-19
340,000	09659CWH7	BNP Paribas 0.000% Due 09-17-19	P-1	A-1	333,600.44	334,995.20	2.85	0.55	01-18-19
3,950,000	09659CY85	BNP Paribas 0.000% Due 11-08-19	P-1	A-1	3,871,487.15	3,875,898.00	2.73	0.69	02-14-19
4,100,000	62479MY80	MUFG Bank 0.000% Due 11-08-19	P-1	A-1	4,018,507.94	4,023,084.00	2.74	0.69	02-15-19
1,500,000	19121BYD5	Coca Cola Company 0.000% Due 11-13-19	P-1	A-1	1,470,850.01	1,471,305.00	2.70	0.70	02-22-19
4,300,000	46640QYN5	JP Morgan 0.000% Due 11-22-19	P-1	A-1	4,215,810.77	4,214,860.00	2.68	0.73	02-27-19
					20,181,015.31	20,247,599.40	2.67	0.54	
MONEY MARKET FUND									
	USBMMF	First American Treasury Obligations Fund			4,337.65	4,337.65	2.28		
TOTAL PORTFOLIO					79,037,047.25	79,442,640.69	2.49	0.50	

Disclosures:

RedTree's internal accounting system is used as the source of the market value of this account. Although obtained from a source believed to be reliable, we cannot guarantee its accuracy. You should review all account statements provided by the custodian and compare with the statements provided by RedTree.

Questions? Call 888.596.2293 or email info@redtreeinv.com