

Northeastern Local School District

Accumulated Monthly Financial Report
For the Month Ended June 30, 2021

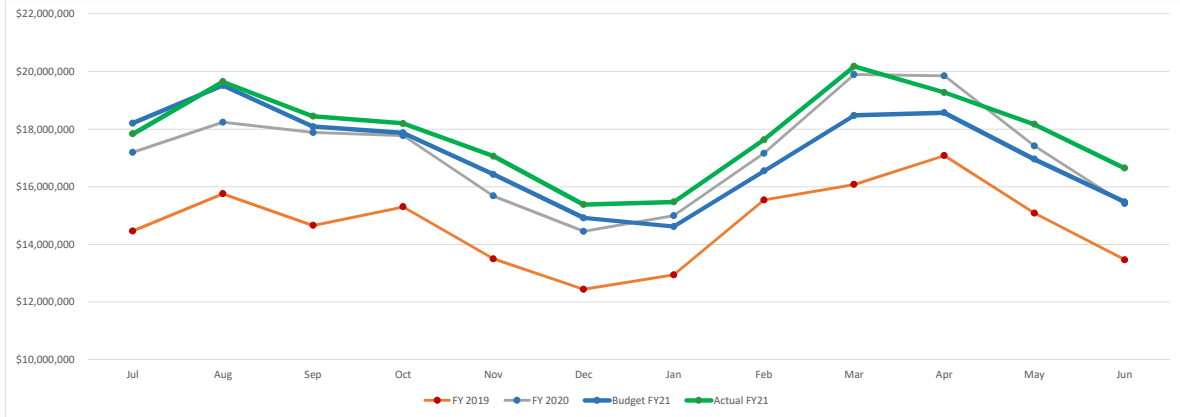


Prepared by:
Northeastern Local School District Treasurer's Office
Dale R Miller, CPA, Treasurer/CFO

937-325-7615

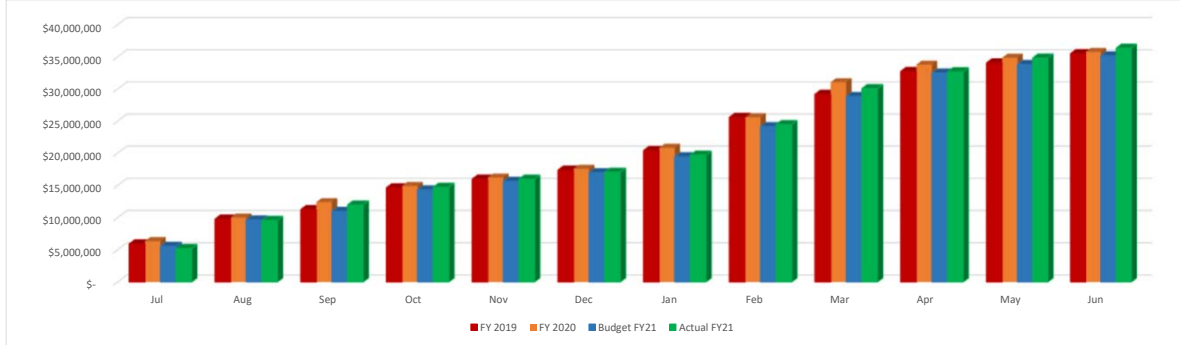
**Northeastern Local School District
General Fund & Related Fund Balances
Variance Report June 30, 2021**

	Jul	Aug	Sep	Oct	Nov	Dec	Jan	Feb	Mar	Apr	May	Jun
FY 2019	\$ 14,465,720	\$ 15,759,735	\$ 14,660,359	\$ 15,300,915	\$ 13,499,586	\$ 12,444,375	\$ 12,944,623	\$ 15,538,064	\$ 16,081,502	\$ 17,080,645	\$ 15,088,046	\$ 13,465,168
FY 2020	\$ 17,195,948	\$ 18,237,771	\$ 17,881,418	\$ 17,769,748	\$ 15,681,779	\$ 14,455,875	\$ 14,996,853	\$ 17,158,261	\$ 19,890,161	\$ 19,847,088	\$ 17,417,055	\$ 15,413,106
Budget FY21	\$ 18,201,989	\$ 19,513,687	\$ 18,078,955	\$ 17,864,822	\$ 16,430,090	\$ 14,920,358	\$ 14,622,701	\$ 16,544,722	\$ 18,466,741	\$ 18,562,718	\$ 16,952,985	\$ 15,473,248
Actual FY21	\$ 17,833,737	\$ 19,642,295	\$ 18,441,425	\$ 18,194,435	\$ 17,058,291	\$ 15,377,162	\$ 15,469,215	\$ 17,626,349	\$ 20,172,690	\$ 19,268,846	\$ 18,164,995	\$ 16,645,940



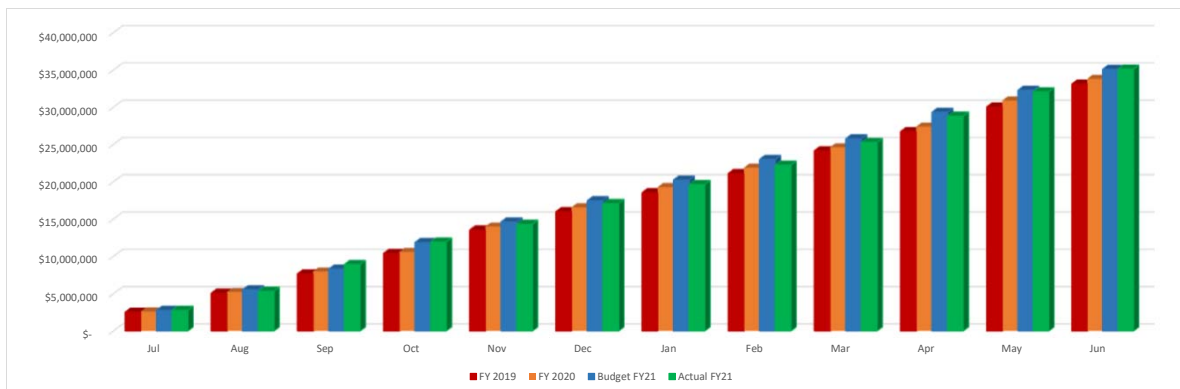
**Northeastern Local School District
General Fund & Related Fund Revenues
Variance Report June 30, 2021**

	Jul	Aug	Sep	Oct	Nov	Dec	Jan	Feb	Mar	Apr	May	Jun
FY 2019	\$ 5,905,759	\$ 9,765,174	\$ 11,243,620	\$ 14,631,117	\$ 15,969,429	\$ 17,366,985	\$ 20,417,127	\$ 25,577,313	\$ 29,177,364	\$ 32,737,774	\$ 34,050,353	\$ 35,498,274
FY 2020	\$ 6,346,555	\$ 10,003,814	\$ 12,396,191	\$ 14,905,195	\$ 16,224,565	\$ 17,581,097	\$ 20,836,494	\$ 25,589,203	\$ 31,047,798	\$ 33,782,598	\$ 34,857,653	\$ 35,765,479
Budget FY21	\$ 5,556,918	\$ 9,636,650	\$ 10,969,952	\$ 14,313,733	\$ 15,647,035	\$ 16,980,337	\$ 19,450,714	\$ 24,140,765	\$ 28,830,817	\$ 32,484,707	\$ 33,818,007	\$ 35,151,303
Actual FY21	\$ 5,194,217	\$ 9,568,488	\$ 11,964,072	\$ 14,705,155	\$ 15,965,971	\$ 17,052,623	\$ 19,702,896	\$ 24,459,635	\$ 30,053,768	\$ 32,675,817	\$ 34,824,488	\$ 36,346,600



**Northeastern Local School District
General Fund & Related Fund Expenditures
Variance Report June 30, 2021**

	Jul	Aug	Sep	Oct	Nov	Dec	Jan	Feb	Mar	Apr	May	Jun
FY 2019	\$ 2,516,756	\$ 5,082,157	\$ 7,659,979	\$ 10,406,918	\$ 13,546,560	\$ 15,999,328	\$ 18,549,222	\$ 21,115,966	\$ 24,172,579	\$ 26,733,847	\$ 30,039,026	\$ 33,109,826
FY 2020	\$ 2,615,775	\$ 5,231,211	\$ 7,979,941	\$ 10,600,615	\$ 14,007,954	\$ 16,590,390	\$ 19,304,809	\$ 21,896,110	\$ 24,622,805	\$ 27,400,677	\$ 30,905,765	\$ 33,817,540
Budget FY21	\$ 2,768,035	\$ 5,536,069	\$ 8,304,103	\$ 11,862,017	\$ 14,630,051	\$ 17,473,085	\$ 20,241,119	\$ 23,009,149	\$ 25,777,182	\$ 29,335,095	\$ 32,278,128	\$ 35,091,161
Actual FY21	\$ 2,773,587	\$ 5,339,300	\$ 8,935,752	\$ 11,923,826	\$ 14,320,786	\$ 17,088,567	\$ 19,646,787	\$ 22,246,391	\$ 25,294,183	\$ 28,820,077	\$ 32,072,600	\$ 35,113,766



NORTHEASTERN LOCAL SCHOOL DISTRICT
Northeastern Local School District - Spending Plan

ODE Line Number	Monthly Estimate	Monthly Actual	Monthly Difference	FYTEstimate	FYTDActual	FYTDDifference
01.010 General Property (Real Estate)	\$ 0.00	\$ 0.00	\$ 0.00	\$ 11,079,962.00	\$ 11,558,507.48	\$ 478,545.48
01.020 Tangible Personal Property Tax	0.00	0.00	0.00	1,126,397.00	1,142,200.49	15,803.49
01.030 Income Tax	0.00	0.00	0.00	5,168,522.00	5,261,908.85	93,386.85
01.035 Unrestricted Grants-in-Aid	1,039,369.00	1,065,137.76	25,768.76	12,472,417.00	12,892,112.97	419,695.97
01.040 Restricted Grants-in-Aid	25,486.00	135,730.18	110,244.18	305,887.00	366,252.20	60,365.20
01.045 Restricted Federal Grants-in-Aid - SFSF	0.00	0.00	0.00	0.00	0.00	0.00
01.050 Property Tax Allocation	0.00	0.00	0.00	1,746,808.00	1,773,075.78	26,267.78
01.060 All Other Operating Revenue	260,941.00	321,243.87	60,302.87	3,131,310.00	3,249,083.66	117,773.66
01.070 Total Revenue	1,325,796.00	1,522,111.81	196,315.81	35,031,303.00	36,243,141.43	1,211,838.43
02.010 Proceeds from Sale of Notes	0.00	0.00	0.00	0.00	0.00	0.00
02.020 State Emergency Loans & Advancements (Approved)	0.00	0.00	0.00	0.00	0.00	0.00
02.040 Operating Transfers-In	0.00	0.00	0.00	0.00	0.00	0.00
02.050 Advances-In	0.00	0.00	0.00	30,000.00	41,784.06	11,784.06
02.060 All Other Financial Sources	7,500.00	0.00	(7,500.00)	90,000.00	61,674.53	(28,325.47)
02.070 Total Other Financing Sources	7,500.00	0.00	(7,500.00)	120,000.00	103,458.59	(16,541.41)
02.080 Total Revenues and Other Financing Sources	1,333,296.00	1,522,111.81	188,815.81	35,151,303.00	36,346,600.02	1,195,297.02
03.010 Personal Services	1,449,321.00	1,470,880.26	21,559.26	18,841,176.00	18,722,720.11	(118,455.89)
03.020 Employees' Retirement/Insurance Benefits	655,028.00	779,527.42	124,499.42	7,990,771.00	8,062,541.01	71,770.01
03.030 Purchased Services	523,835.00	492,896.74	(30,938.26)	6,286,019.00	6,507,968.40	221,949.40
03.040 Supplies and Materials	106,192.00	86,453.40	(19,738.60)	1,274,304.00	1,067,939.59	(206,364.41)
03.050 Capital Outlay	0.00	1,670.00	1,670.00	250,000.00	173,203.38	(76,796.62)
03.060 Intergovernmental	0.00	0.00	0.00	0.00	0.00	0.00
04.010 Debt Service: All Principal (Historical)	0.00	0.00	0.00	0.00	0.00	0.00
04.020 Debt Service: Principal-Notes	0.00	0.00	0.00	0.00	0.00	0.00
04.030 Debt Service: Principal - State Loans	0.00	0.00	0.00	0.00	0.00	0.00
04.040 Debt Service: Principal - State Advancements	0.00	0.00	0.00	0.00	0.00	0.00
04.050 Debt Service: Principal - HB 264 Loans	0.00	0.00	0.00	0.00	0.00	0.00
04.055 Debt Service: Principal - Other	0.00	0.00	0.00	0.00	0.00	0.00
04.060 Debt Service: Interest and Fiscal Charges	0.00	0.00	0.00	0.00	0.00	0.00
04.300 Other Objects	33,657.00	2,930.50	(30,726.50)	403,891.00	372,585.43	(31,305.57)
04.500 Total Expenditures	2,768,033.00	2,834,358.32	66,325.32	35,046,161.00	34,906,957.92	(139,203.08)
05.010 Operational Transfers - Out	45,000.00	0.00	(45,000.00)	45,000.00	0.00	(45,000.00)
05.020 Advances - Out	0.00	206,807.80	206,807.80	0.00	206,807.80	206,807.80
05.030 All Other Financing Uses	0.00	0.00	0.00	0.00	0.00	0.00
05.040 Total Other Financing Uses	45,000.00	206,807.80	161,807.80	45,000.00	206,807.80	161,807.80
05.050 Total Expenditure and Other Financing Uses	2,813,033.00	3,041,166.12	228,133.12	35,091,161.00	35,113,765.72	22,604.72
06.010 Excess Rev & Oth Financing Sources over(under) Exp & Oth F	(1,479,737.00)	(1,519,054.31)	(39,317.31)	60,142.00	1,232,834.30	1,172,692.30
07.010 Cash Balance-July1 -Excluding Proposed Renew/Replace & New	0.00	18,164,994.71	18,164,994.71	15,413,106.00	15,413,106.10	0.10
07.020 Cash Balance June 30	(1,479,737.00)	16,645,940.40	18,125,677.40	15,473,248.00	16,645,940.40	1,172,692.40
08.010 Estimated Encumbrances June 30	0.00	1,000,193.02	1,000,193.02	0.00	1,000,193.02	1,000,193.02

Notes

Revenues

Total Revenues are over budget by 3.4% (\$1,195,110), Property Taxes (Increase Assessed Value with Reappraisal) and Foundation (Governor adding money from the May 2020 cut) comprise the majority of the variance.

Expenditures

3.01 Personal Services – Fiscal Year expenditures are \$118,456 (0.6%) under budget.

3.02 Benefits - Employee benefits are \$71,770 (0.8%) over budget. A large portion of the benefits are driven by wages.

3.03 Purchased Services – Purchased services are \$221,949 (3.5%) over budget. Two higher than budgeted line are the math curriculum, instructional online costs, and the community school drawn from the foundation.

3.04 Supplies – Supplies and materials are \$206,364 (16.2%) under budget. Savings in supplies are related to Educational Supplies, Maintenance, and Transportation.

Total Expenditures are \$139,203 (0.4%) under-budget

Summary – Bottom line the revenues exceed expenditures by \$1,232,834 for the year.

NORTHEASTERN LOCAL SCHOOL DISTRICT
Fund Report

Code	Fund Description	FY Beginning Balance	MTD Actual Receipts	FYTD Actual Receipts	MTD Expended	FYTD Expended	Current Balance	FY Encumbrances	FYTD Unencumbered
001	GENERAL	\$ 15,413,106.10	\$ 1,522,111.81	\$ 36,346,600.02	\$ 3,041,166.12	\$ 35,113,765.72	\$ 16,645,940.40	\$ 1,000,193.02	\$ 15,645,747.38
002	BOND RETIREMENT	1,262,819.57	1,293,300.00	5,296,759.43	0.00	3,912,021.71	2,647,557.29	0.00	2,647,557.29
003	PERMANENT IMPROVEMENT	952,674.39	56,976.54	548,307.95	50,465.40	175,123.87	1,325,858.47	86,577.00	1,239,281.47
004	BUILDING	16,328,101.13	12,402.73	101,802.07	383,775.94	3,159,754.74	13,270,148.46	7,935,198.24	5,334,950.22
006	FOOD SERVICE	0.00	267,296.54	780,075.78	75,918.03	780,075.78	0.00	122,199.39	(122,199.39)
007	SPECIAL TRUST	26,934.91	0.00	7,500.00	0.00	5,225.00	29,209.91	500.00	28,709.91
008	ENDOWMENT	10,068.70	0.00	0.00	0.00	0.00	10,068.70	0.00	10,068.70
010	CLASSROOM FACILITIES	63,463,395.35	1,443,223.68	10,417,546.15	3,328,302.18	18,903,978.97	54,976,962.53	105,867,780.41	(50,890,817.88)
018	PUBLIC SCHOOL SUPPORT	96,485.81	140.15	16,748.48	1,535.49	34,075.42	79,158.87	3,460.68	75,698.19
019	OTHER GRANT	15,590.06	7.30	18,919.55	3,205.10	14,966.81	19,542.80	6,803.76	12,739.04
020	SPECIAL ENTERPRISE FUND	157,426.44	5,746.25	60,656.05	9,418.08	120,675.59	97,406.90	5,316.70	92,090.20
022	DISTRICT CUSTODIAL	0.00	1,165.00	3,980.00	0.00	3,580.00	400.00	150.00	250.00
027	WORKMANS COMPENSATION-SELF INS	185,817.50	0.00	346,908.01	1,740.80	142,355.92	390,369.59	0.00	390,369.59
031	UNDERGROUND STORAGE TANK FUND	11,000.00	0.00	0.00	0.00	0.00	11,000.00	0.00	11,000.00
034	CLASSROOM FACILITIES MAINT.	404,277.53	7,576.80	278,709.49	0.00	4,103.03	678,883.99	0.00	678,883.99
200	STUDENT MANAGED ACTIVITY	172,727.68	1,933.65	60,511.72	12,447.78	73,371.09	159,868.31	7,606.60	152,261.71
300	DISTRICT MANAGED ACTIVITY	13,688.05	28,217.25	204,782.05	9,930.03	217,658.39	811.71	53,049.74	(52,238.03)
401	AUXILIARY SERVICES	41,588.17	73.59	280,886.28	33,305.81	283,473.14	39,001.31	34,753.27	4,248.04
451	DATA COMMUNICATION FUND	25,200.00	0.00	12,600.00	0.00	0.00	37,800.00	0.00	37,800.00
461	VOCATIONAL EDUC. ENHANCEMENTS	0.00	0.00	16,000.00	0.00	16,000.00	0.00	0.00	0.00
467	STUDENT WELLNESS AND SUCCESS FUND	327,583.66	0.00	493,844.32	110,717.74	153,814.11	667,613.87	0.00	667,613.87
499	MISCELLANEOUS STATE GRANT FUND	44,492.00	0.00	40,427.06	0.00	70,427.06	14,492.00	0.00	14,492.00
507	ELEMENTARY AND SECONDARY SCHOOL EMERGENCY RELIEF FUND	0.00	0.00	242,035.23	0.00	242,035.23	0.00	0.00	0.00
510	CORONA VIRUS RELIEF FUND	0.00	0.00	245,975.05	1,552.95	249,177.00	(3,201.95)	4,693.50	(7,895.45)

NORTHEASTERN LOCAL SCHOOL DISTRICT
Fund Report

Code	Fund Description	FY Beginning Balance	MTD Actual Receipts	FYTD Actual Receipts	MTD Expended	FYTD Expended	Current Balance	FY Encumbrances	FYTD Unencumbered
516	IDEA PART B GRANTS	\$ 0.00	\$ 167,182.58	\$ 719,414.73	\$ 104,368.01	\$ 719,414.73	\$ 0.00	\$ 980.00	\$ (980.00)
536	TITLE I SCHOOL IMPROVEMENT A	0.00	0.00	17,800.00	0.00	17,194.00	606.00	0.00	606.00
572	TITLE I DISADVANTAGED CHILDREN	0.00	84,114.88	331,732.57	31,438.88	331,732.57	0.00	447.00	(447.00)
587	IDEA PRESCHOOL-HANDICAPPED	0.00	0.00	13,322.66	(199.13)	13,322.66	0.00	0.00	0.00
590	IMPROVING TEACHER QUALITY	0.00	7,327.06	75,681.06	2,506.84	75,681.06	0.00	0.00	0.00
599	MISCELLANEOUS FED. GRANT FUND	0.00	0.00	23,384.37	94.89	21,844.37	1,540.00	1,540.00	0.00
Grand Total		\$ 98,952,977.05	\$ 4,898,795.81	\$ 57,002,910.08	\$ 7,201,690.94	\$ 64,854,847.97	\$ 91,101,039.16	\$ 115,131,249.31	\$ (24,030,210.15)

Northeastern Local School District
General Accounts Reconciliation
For Month Ended June 2021

Bank Balance per Statement	\$ 370,663.65
Money Market Account	\$ 1,602,522.42
EZ Pay	\$ 15,433.49
Fern Tingley Trust Certificate of Deposit	\$ 10,000.00
Tri State Capital Bank CDARS	\$ -
Park National CDARS	\$ 2,000,000.00
Star Ohio	\$ 1,613,089.75
Star Ohio Building- Debt	\$ 1,296,407.54
RedTree Investment	\$ 12,667,562.79
RedTree Building	\$ 70,439,874.35
Money Market State Building	\$ 1,423,731.38
Total Reconciling Items	<u>(338,246.21)</u>
	<u><u>\$ 91,101,039.16</u></u>

Cash Balance - General Fund	\$ 16,645,940.40
Cash Balance - Debt Service (002)	\$ 2,647,557.29
Cash Balance Building Funds (004 & 010)	\$ 68,247,110.99
Cash Balance - Permanent Improvement (003)	\$ 1,325,858.47
Cash Balance - Other	<u>\$ 2,234,572.01</u>
	<u><u>\$ 91,101,039.16</u></u>

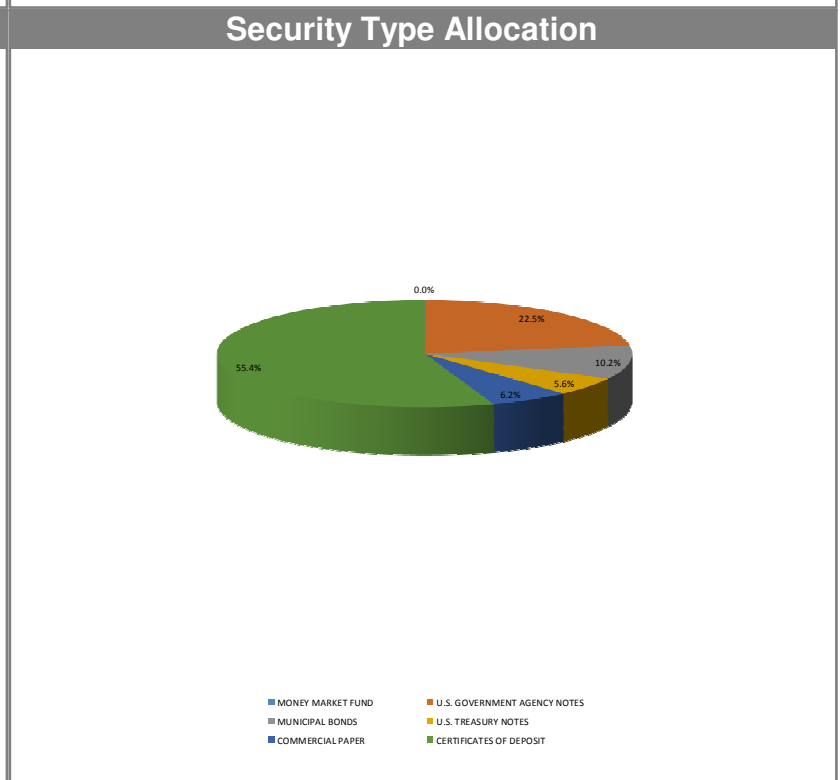
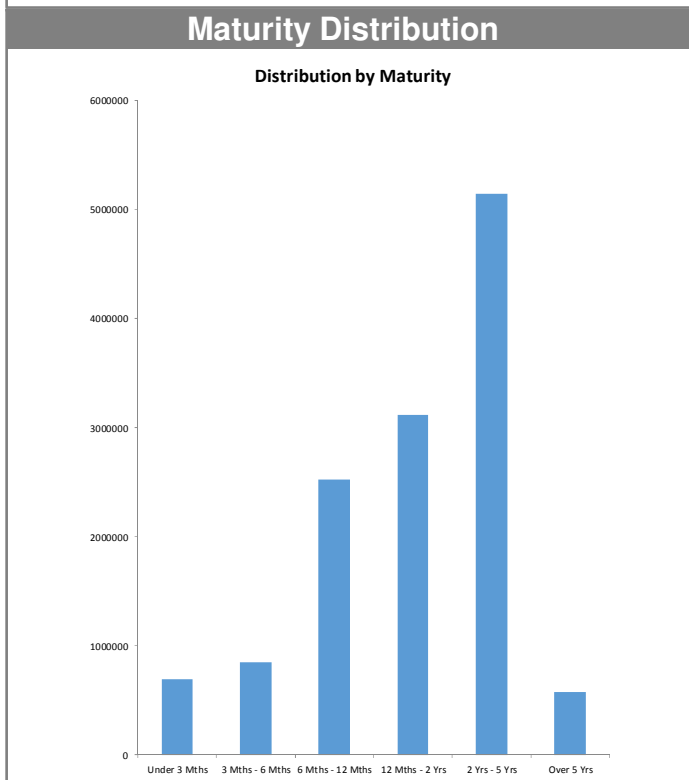
Northeastern Local School District
Revenue & Expenditure Report (Northeastern and Kenton Ridge Pre-K -12 Buildings
As of 6/30/2021

	Budget	Budget GMP	Fiscal Years 2018-2020	Month	Fiscal Year to Date	Project to Date
Revenue:						
Local Money (Debt)	\$ 61,452,457	\$ 61,452,457	\$ 61,452,457			\$ 61,452,457
Local Funded (Debt)	\$ 17,882,543	\$ 17,882,543	\$ 17,882,543			\$ 17,882,543
Debt Total	\$ 79,335,000	\$ 79,335,000	\$ 79,335,000			\$ 79,335,000
State Funding	\$ 40,968,961	\$ 40,968,961	\$ 1,710,866	\$ 1,401,582	\$ 10,032,828	\$ 11,743,694
Interest						\$ -
Fund 004			\$ 653,246	\$ 12,403	\$ 101,802	\$ 755,048
Fund 010 Local			\$ 2,298,753	\$ 39,250	\$ 375,230	\$ 2,673,983
Fund 010 State			\$ 23,576	\$ 2,392	\$ 9,488	\$ 33,064
Other Debt Premium	\$ -	\$ -	\$ 867,674	\$ -	\$ -	\$ 867,674
Total Revenues & Resources	\$ 120,303,961	\$ 120,303,961	\$ 84,889,115	\$ 1,455,627	\$ 10,519,348	\$ 95,408,463
By Fund						
Fund 004			\$ 18,535,789	\$ 12,403	\$ 101,802	\$ 18,637,591
Fund 010			\$ 66,353,326	\$ 1,443,224	\$ 10,417,546	\$ 76,770,872
Expenditures:						
Building						
Northeastern PK-12	\$ 41,666,465	\$ 41,925,237		\$ 2,176,533	\$ 11,494,057	\$ 11,494,057
Kenton Ridge PK12	\$ 57,367,196	\$ 58,523,273		\$ 1,252,909	\$ 6,501,180	\$ 6,501,180
Architect & Professional Service		\$ 7,946,045	\$ 3,018,925	\$ 282,636	\$ 2,839,028	\$ 5,857,953
CMR -PreCon and Early Site		\$ 3,512,983	\$ 69,672		\$ 993,772	\$ 1,063,444
Land		\$ 1,069,869	\$ 1,069,869			\$ 1,069,869
Other cost	\$ 17,882,543	\$ 828,804	\$ 72,530			\$ 72,530
Abate and Demo	\$ 3,388,742	\$ 3,388,742				\$ -
Debt Payment from Sale			\$ 866,624			\$ 866,624
To Contingency	\$ -	\$ 964,678	\$ -	\$ -	\$ 235,696	\$ 235,696
	\$ 120,304,946	\$ 118,159,631	\$ 5,097,620	\$ 3,712,078	\$ 22,063,733	\$ 27,161,353
By Fund						
Fund 004			\$ 2,207,688	\$ 386,363	\$ 3,162,341	\$ 5,370,029
Fund 010			\$ 2,889,932	\$ 3,325,715	\$ 18,901,392	\$ 21,791,324
Fund Balance				\$ 3,712,078	\$ 22,063,733	
Fund 004			\$ 16,328,101	\$ -	\$ -	\$ 13,267,562
Fund 010			\$ 63,463,394	\$ 54,976,962	\$ 54,976,962	\$ 54,979,548
Total Fund Balance			\$ 79,791,495	\$ 68,247,110	\$ 68,247,110	\$ 68,247,110
Available		\$ 2,144,330				
% of NELSD Contingency		1.8%				
% of All Contingency		2.6%				

Monthly Investment Summary
Northeastern Local School District
US Bank Custodian Acct Ending x70762

June 30, 2021

Monthly Cash Flow Activity		Market Value Summary				
From 05-31-21 through 06-30-21						
Beginning Book Value	12,647,821.35	Security Type	Market Value	Pct. Assets	Avg Yield at Cost	Wght Avg Mat
Contributions	0.00	Money Market Fund				
Withdrawals	0.00	MONEY MARKET FUND	5,818.22	0.0	0.01	0.00
Prior Month Management Fees	-739.56	Fixed Income				
Realized Gains/Losses	49.40	MUNICIPAL BONDS	1,316,992.30	10.2	0.80	3.75
Gross Interest Earnings	20,431.60	U.S. GOVERNMENT AGENCY NOTES	2,890,967.82	22.4	0.47	3.34
Ending Book Value	12,667,562.79	U.S. TREASURY NOTES	723,187.50	5.6	0.27	2.00
		Accrued Interest	5,804.73	0.0		
		Commercial Paper				
		COMMERCIAL PAPER	799,676.00	6.2	0.22	0.32
		Certificate of Deposit				
		CERTIFICATES OF DEPOSIT	7,125,593.15	55.2	2.30	1.41
		Accrued Interest	31,118.59	0.2		
		TOTAL PORTFOLIO	12,899,158.31	100.0	1.49	2.05



Disclosures:

RedTree's internal accounting system is used as the source of the market value of this account. Although obtained from a source believed to be reliable, we cannot guarantee its accuracy. You should review all account statements provided by the custodian and compare with the statements provided by RedTree.

Portfolio Holdings Report
Northeastern Local School District
US Bank Custodian Acct Ending x70762
 June 30, 2021

Quantity	Cusip	Security Description	Moody's	S&P	Cost Basis	Market Value	Yield at Cost	Wtd Maturity	Purchase Date
U.S. GOVERNMENT AGENCY NOTES									
410,000	3133EMJQ6	Federal Farm Credit Bank 0.280% Due 12-08-23	Aaa	AA+	410,205.00	409,387.14	0.26	2.43	06-16-21
500,000	3134GWU79	Federal Home Ln Mtg 0.375% Due 03-25-24	Aaa	AA+	500,130.00	498,697.66	0.37	2.72	02-02-21
310,000	3130AMFP2	Federal Home Ln Bank 0.500% Due 08-27-24	Aaa	AAA	310,000.00	308,726.23	0.50	3.13	05-27-21
250,000	3130AKDS2	Federal Home Ln Bank 0.390% Due 10-28-24	Aaa	AA+	250,242.50	247,951.58	0.36	3.30	02-19-21
250,000	3130AMNR9	Federal Home Ln Bank 0.625% Due 11-27-24	Aaa	AAA	250,000.00	248,921.65	0.63	3.36	05-28-21
450,000	3133EMER9	Federal Farm Credit Bank 0.470% Due 01-27-25	Aaa	AA+	449,482.50	449,510.70	0.50	3.53	10-29-20
500,000	3134GWUG9	Federal Home Ln Mtg 0.570% Due 09-24-25	Aaa	AA+	500,000.00	494,697.26	0.57	4.16	09-24-20
235,000	3134GXHD9	Federal Home Ln Mtg 0.700% Due 12-23-25	Aaa	AA+	235,000.00	233,075.59	0.70	4.40	12-23-20
	Accrued Interest					2,742.81			
					2,905,060.00	2,893,710.63	0.47	3.34	
MUNICIPAL BONDS									
190,000	071149FL7	Bath LSD, OH GO 1.000% Due 12-01-22	A1	AA	192,734.10	191,939.90	0.35	1.41	09-10-20
135,000	117529FD4	Bryan CSD, OH GO 1.000% Due 01-01-23	Aa3		136,560.60	136,067.85	0.48	1.48	10-05-20
145,000	071149FM5	Bath LSD, OH GO 1.000% Due 12-01-23	A1	AA	147,784.00	146,877.75	0.40	2.39	09-10-20
155,000	733845MS7	Port Clinton CSD, OH GO 0.000% Due 12-01-23		AA+	150,195.00	151,940.30	0.99	2.37	09-02-20
100,000	564283YW3	City of Mansfield, OH GO 5.000% Due 12-01-24	A2	AA	117,917.00	114,674.00	0.58	3.18	10-22-20
200,000	51280UCN5	Lakota LSD, OH GO 2.392% Due 12-01-26	Aa1	AA+	214,912.00	214,566.00	1.00	5.09	05-24-21
100,000	915489B56	City of Upper Arlington, OH GO 1.098% Due 12-01-27		AAA	99,461.00	97,596.00	1.18	6.16	06-11-21
265,000	199492P86	City of Columbus, OH GO 1.215% Due 04-01-28	Aaa	AAA	265,000.00	263,330.50	1.21	6.43	02-17-21
	Accrued Interest					3,059.46			
					1,324,563.70	1,320,051.76	0.80	3.75	
U.S. TREASURY NOTES									
725,000	91282CCK5	US Treasury Note 0.125% Due 06-30-23	Aaa	AA+	722,875.97	723,187.50	0.27	2.00	06-30-21
	Accrued Interest					2.46			
					722,875.97	723,189.96	0.27	2.00	
CERTIFICATES OF DEPOSIT									
247,000	149159PA7	Cathay Bank, CA 1.800% Due 09-24-21			246,876.50	248,032.21	1.83	0.24	09-25-19
240,000	59013KDG8	Merrick Bank, UT 1.850% Due 09-30-21			239,880.00	241,080.00	1.88	0.25	10-01-19
247,000	87164DPS3	Synovus Bank, GA 1.650% Due 12-09-21			246,506.00	248,777.91	1.75	0.44	12-09-19
246,000	02007GHF3	Ally Bank, UT 2.900% Due 01-31-22			245,569.50	250,105.25	2.96	0.58	01-31-19
246,000	17312Q2P3	Citibank NA, SD 2.900% Due 02-07-22			245,754.00	250,240.79	2.94	0.60	02-07-19

Disclosures:

RedTree's internal accounting system is used as the source of the market value of this account. Although obtained from a source believed to be reliable, we cannot guarantee its accuracy. You should review all account statements provided by the custodian and compare with the statements provided by RedTree.

Questions? Call 888.596.2293 or email info@redtreeinv.com

Portfolio Holdings Report
Northeastern Local School District
US Bank Custodian Acct Ending x70762
 June 30, 2021

Quantity	Cusip	Security Description	Moody's	S&P	Cost Basis	Market Value	Yield at Cost	Wtd Maturity	Purchase Date
247,000	723605BS9	Pioneer Bank, TX 1.600% Due 02-14-22			246,950.60	249,387.75	1.61	0.62	02-14-20
246,000	87270LBT9	TIAA FSB, FL 2.850% Due 02-22-22			245,754.00	250,451.62	2.89	0.64	02-22-19
246,000	795450Z81	Sallie Mae Bank, UT 2.800% Due 03-07-22			245,631.00	250,670.80	2.85	0.68	03-07-19
247,000	29278TLJ7	Enerbank USA, UT 1.750% Due 03-14-22			246,221.95	249,954.61	1.89	0.70	09-25-19
246,000	61690UFC9	Morgan Stanley Bank, UT 2.800% Due 03-14-22			245,680.20	250,801.43	2.85	0.70	03-14-19
247,000	05580ASM7	BMW Bank of North America, UT 1.850% Due 03-28-22			246,629.50	250,323.14	1.91	0.74	09-30-19
248,000	084601XB4	Berkshire Bank, MA 1.250% Due 04-21-22			247,826.40	250,390.22	1.29	0.81	04-08-20
249,000	57116ASM1	Marlin Business Bank, UT 2.500% Due 05-09-22			248,638.95	254,186.17	2.56	0.85	05-07-19
247,000	227563AW3	Cross River Bank, NJ 1.900% Due 09-26-22			247,000.00	252,448.08	1.90	1.23	09-25-19
249,000	27002YES1	EagleBank, MD 1.850% Due 10-04-22			248,626.50	254,401.31	1.91	1.25	10-04-19
249,000	949495AA3	Wells Fargo Natl Bank West, NV 1.800% Due 12-13-22			248,502.00	254,948.86	1.88	1.43	12-13-19
249,000	20143PEC0	Commercial Bank, TN 1.700% Due 12-15-22			248,676.30	254,606.23	1.75	1.44	01-15-20
249,000	949763XV3	Wells Fargo Bank, SD 2.900% Due 02-27-23			248,626.50	260,210.48	2.96	1.62	02-27-19
249,000	20033AS23	Comenity Capital Bank, UT 2.850% Due 03-15-23			248,564.25	260,310.58	2.91	1.67	03-18-19
246,000	61760AYK9	Morgan Stanley Private Bank, NY 2.700% Due 04-11-23			245,803.20	256,975.78	2.72	1.74	04-23-19
249,000	06426KBC1	Bank of New England, NH 2.550% Due 05-23-23			248,526.90	260,024.72	2.61	1.85	05-23-19
246,000	38148P5F0	Goldman Sachs Bank USA, NY 3.050% Due 02-20-24			245,692.50	263,918.89	3.08	2.53	02-20-19
246,000	856285PG0	State Bank of India, NY 3.150% Due 02-28-24			245,508.00	264,708.55	3.20	2.55	03-01-19
249,000	538036KC7	Live Oak Banking Co, NC 1.650% Due 03-06-24			248,502.00	258,092.98	1.71	2.62	03-06-20
249,000	90348JJQ4	UBS Bank USA, UT 2.900% Due 04-03-24			248,352.60	266,850.06	2.97	2.65	04-03-19
249,000	58404DKK6	Medallion Bank, UT 0.350% Due 05-21-24			248,875.50	249,346.86	0.37	2.87	05-24-21
246,000	14042RLP4	Capital One, NA, Mclean, VA 2.650% Due 05-22-24			244,856.10	262,681.51	2.75	2.80	05-24-19
247,000	14042TBQ9	Capital One Bank USA, Glen Allen, VA 2.250% Due 08-07-24			246,506.00	261,666.37	2.29	2.99	08-07-19
	Accrued Interest					31,118.59			
					6,910,536.95	7,156,711.74	2.30	1.41	
COMMERCIAL PAPER									
200,000	89233GVD5	Toyota Motor Credit 0.000% Due 08-13-21	P-1	A-1+	199,612.89	199,976.00	0.26	0.12	11-18-20
400,000	53948AY47	Lloyds Bank 0.000% Due 11-04-21	P-1	A-1	399,408.89	399,820.00	0.20	0.35	02-11-21
200,000	63873JZ37	Natixis NY 0.000% Due 12-03-21	P-1	A-1	199,686.17	199,880.00	0.21	0.43	03-09-21
					798,707.95	799,676.00	0.22	0.32	

Disclosures:

RedTree's internal accounting system is used as the source of the market value of this account. Although obtained from a source believed to be reliable, we cannot guarantee its accuracy. You should review all account statements provided by the custodian and compare with the statements provided by RedTree.

Questions? Call 888.596.2293 or email info@redtreeinv.com

Portfolio Holdings Report
Northeastern Local School District
US Bank Custodian Acct Ending x70762
 June 30, 2021

Quantity	Cusip	Security Description	Moody's	S&P	Cost Basis	Market Value	Yield at Cost	Wtd Maturity	Purchase Date
MONEY MARKET FUND									
	USBMMF	First American Treasury Obligations Fund			5,818.22	5,818.22	0.01		
TOTAL PORTFOLIO					12,667,562.79	12,899,158.31	1.49	2.05	

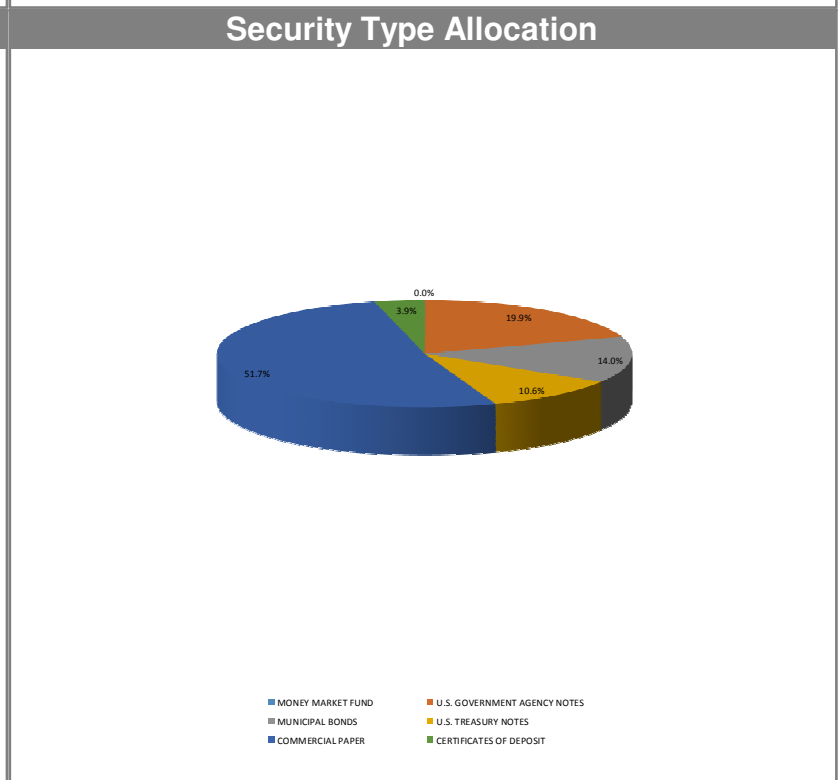
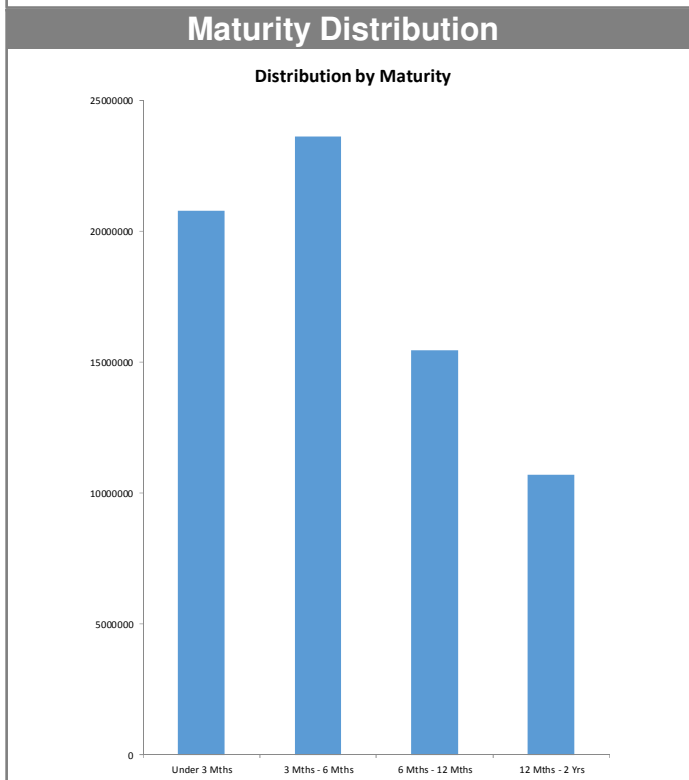
Disclosures:

RedTree's internal accounting system is used as the source of the market value of this account. Although obtained from a source believed to be reliable, we cannot guarantee its accuracy. You should review all account statements provided by the custodian and compare with the statements provided by RedTree.

Questions? Call 888.596.2293 or email info@redtreeinv.com

Monthly Investment Summary
Northeastern Local School District - 2018 Bond Proceeds
US Bank Custodian Acct Ending x99845
 June 30, 2021

Monthly Cash Flow Activity		Market Value Summary				
From 05-31-21 through 06-30-21						
Beginning Book Value	73,997,616.56	Security Type	Market Value	Pct. Assets	Avg Yield at Cost	Wght Avg Mat
Contributions	0.00	Money Market Fund				
Withdrawals	-3,600,000.00	MONEY MARKET FUND	13,995.93	0.0	0.01	0.00
Prior Month Management Fees	-4,246.31	Fixed Income				
Realized Gains/Losses	0.00	MUNICIPAL BONDS	9,848,634.75	14.0	0.29	0.27
Gross Interest Earnings	46,504.10	U.S. GOVERNMENT AGENCY NOTES	14,007,607.37	19.9	0.26	1.09
Ending Book Value	70,439,874.35	U.S. TREASURY NOTES	7,451,517.10	10.6	1.00	0.90
		Accrued Interest	84,210.00	0.1		
		Commercial Paper				
		COMMERCIAL PAPER	36,407,029.50	51.6	0.22	0.36
		Certificate of Deposit				
		CERTIFICATES OF DEPOSIT	2,744,258.63	3.9	0.75	0.61
		Accrued Interest	3,045.87	0.0		
		TOTAL PORTFOLIO	70,560,299.16	100.0	0.34	0.56


Disclosures:

RedTree's internal accounting system is used as the source of the market value of this account. Although obtained from a source believed to be reliable, we cannot guarantee its accuracy. You should review all account statements provided by the custodian and compare with the statements provided by RedTree.

Portfolio Holdings Report
Northeastern Local School District - 2018 Bond Proceeds
US Bank Custodian Acct Ending x99845
 June 30, 2021

Quantity	Cusip	Security Description	Moody's	S&P	Cost Basis	Market Value	Yield at Cost	Wtd Maturity	Purchase Date
U.S. GOVERNMENT AGENCY NOTES									
1,500,000	3133ELYR9	Federal Farm Credit Bank 0.250% Due 05-06-22	Aaa	AA+	1,499,425.50	1,501,715.10	0.27	0.85	05-06-20
1,500,000	3133ELZN7	Federal Farm Credit Bank 0.160% Due 05-18-22	Aaa	AA+	1,497,150.00	1,500,980.67	0.26	0.88	05-18-20
1,000,000	3133ELZN7	Federal Farm Credit Bank 0.160% Due 05-18-22	Aaa	AA+	998,250.00	1,000,653.78	0.25	0.88	05-21-20
3,000,000	3133ELN26	Federal Farm Credit Bank 0.260% Due 06-22-22	Aaa	AA+	2,998,998.00	3,004,845.75	0.28	0.98	06-25-20
3,500,000	3134GWEH5	Federal Home Ln Mtg 0.280% Due 07-27-22	Aaa	AA+	3,499,475.00	3,500,231.38	0.29	1.07	07-30-20
2,500,000	3134GWQC3	Federal Home Ln Mtg 0.250% Due 11-18-22	AAA	AA+	2,499,875.00	2,500,467.00	0.25	1.38	08-28-20
1,000,000	3133EMSS2	Federal Farm Credit Bank 0.125% Due 03-09-23	Aaa	AA+	999,180.00	998,713.69	0.17	1.69	05-13-21
	Accrued Interest					6,573.33			
					13,992,353.50	14,014,180.71	0.26	1.09	
MUNICIPAL BONDS									
2,500,000	908734AJ5	Union TWP, OH GO 1.000% Due 09-01-21		SP1+	2,519,150.00	2,503,575.00	0.23	0.17	09-02-20
1,500,000	560058Y60	Mahoning County, OH GO 1.000% Due 09-13-21		SP1+	1,510,425.00	1,502,310.00	0.30	0.20	09-14-20
250,000	674181BM3	Village of Oakwood, OH GO 1.125% Due 09-16-21		SP1+	252,230.00	250,502.50	0.23	0.21	09-16-20
700,000	982033EN8	City of Worthington, OH GO 0.875% Due 09-17-21		SP1+	704,501.00	701,057.00	0.23	0.21	09-17-20
2,200,000	54930LTN5	Lucas County, OH GO 1.000% Due 10-15-21	MIG1	SP1+	2,214,234.00	2,204,862.00	0.35	0.29	10-15-20
100,000	407756N43	City of Hamilton, OH GO 4.000% Due 11-01-21		AA	103,548.00	101,232.00	0.42	0.34	11-03-20
75,000	668690EY2	Norton CSD, OH GO 0.000% Due 11-01-21		AA	74,576.25	74,921.25	0.57	0.34	11-03-20
75,000	668690EY2	Norton CSD, OH GO 0.000% Due 11-01-21		AA	74,576.25	74,921.25	0.57	0.34	11-03-20
235,000	071149FK9	Bath LSD, OH GO 1.000% Due 12-01-21	A1	AA	237,009.25	235,719.10	0.30	0.42	09-10-20
115,000	5436895K5	City of Lorain, OH GO 0.750% Due 12-01-21	Baa1	AA	115,000.00	115,185.15	0.75	0.42	11-25-20
100,000	575294RP0	City of Mason, OH GO 4.000% Due 12-01-21	Aaa		104,012.00	101,596.00	0.25	0.42	11-05-20
85,000	901799JZ0	City of Twinsburg, OH GO 2.000% Due 12-01-21	Aa2		86,486.65	85,636.65	0.28	0.42	11-24-20
270,000	960011N75	City of Westerville, OH GO 2.000% Due 12-01-21	Aaa	AAA	274,992.30	272,054.70	0.24	0.42	11-12-20
405,000	19954VAF4	Columbus State CC, OH GO 3.000% Due 12-01-21	Aa1	AA	417,781.80	409,839.75	0.24	0.42	10-08-20
500,000	23223PFM4	Cuyahoga County, OH GO 4.000% Due 12-01-21	Aa2	AA	520,440.00	508,005.00	0.20	0.42	11-03-20
180,000	547055EB5	Louisville CSD, OH GO 2.000% Due 12-01-21	Aa2		183,888.00	181,258.20	0.26	0.42	09-03-20
520,000	593767BT2	Miami Township Montgomery Co, OH GO 3.000% Due 12-01-21	Aa2		533,733.20	525,959.20	0.30	0.42	12-08-20
	Accrued Interest					61,563.72			
					9,926,583.70	9,910,198.47	0.29	0.27	

Disclosures:

RedTree's internal accounting system is used as the source of the market value of this account. Although obtained from a source believed to be reliable, we cannot guarantee its accuracy. You should review all account statements provided by the custodian and compare with the statements provided by RedTree.

13
 Questions? Call 888.596.2293 or email info@redtreeinv.com

Portfolio Holdings Report
Northeastern Local School District - 2018 Bond Proceeds
US Bank Custodian Acct Ending x99845
 June 30, 2021

Quantity	Cusip	Security Description	Moody's	S&P	Cost Basis	Market Value	Yield at Cost	Wtd Maturity	Purchase Date
U.S. TREASURY NOTES									
4,000,000	9128282F6	US Treasury Note 1.125% Due 08-31-21	Aaa	AA+	3,962,500.00	4,007,160.00	1.68	0.17	12-10-19
1,000,000	91282CBN0	US Treasury Note 0.125% Due 02-28-23	Aaa	AA+	998,750.00	998,750.00	0.20	1.66	06-22-21
950,000	91282CBU4	US Treasury Note 0.125% Due 03-31-23	Aaa	AA+	948,589.85	948,478.10	0.21	1.75	06-22-21
1,500,000	91282CBX8	US Treasury Note 0.125% Due 04-30-23	Aaa	AA+	1,497,246.09	1,497,129.00	0.23	1.83	06-30-21
	Accrued Interest					16,072.95			
					7,407,085.94	7,467,590.05	1.00	0.90	
CERTIFICATES OF DEPOSIT									
249,000	654062KG2	Nicolet National Bank, WI 1.150% Due 07-19-21			248,975.10	249,144.67	1.16	0.05	04-17-20
249,000	064577FH7	Bank of Rhode Island, RI 0.700% Due 08-09-21			248,962.65	249,175.30	0.71	0.11	05-08-20
249,000	11373QJT6	Brookline Bank, MA 0.700% Due 09-09-21			249,000.00	249,305.77	0.70	0.19	05-08-20
248,000	12556LBL9	CIT Bank NA, CA 1.000% Due 09-27-21			248,000.00	248,582.30	1.00	0.24	03-26-20
249,000	05368TBM2	AvidBank, CA 0.700% Due 11-08-21			248,975.10	249,588.88	0.71	0.36	05-07-20
249,000	649447TV1	NY Community Bank, NY 0.250% Due 01-04-22			248,950.20	249,253.98	0.26	0.51	07-01-20
248,000	09582YAE2	Blue Ridge Bank, VA 1.200% Due 04-14-22			247,826.40	250,240.43	1.24	0.79	04-14-20
248,000	69506YRF8	Pacific Western Bank, CA 1.150% Due 04-18-22			247,826.40	250,168.51	1.19	0.80	04-16-20
249,000	20786ADB8	ConnectOne Bank, NJ 0.650% Due 05-09-22			248,813.25	250,233.55	0.69	0.86	05-08-20
249,000	549104PS0	Luana Savings Bank, IA 0.350% Due 05-23-22			248,950.20	249,612.04	0.36	0.90	05-22-20
249,000	27004PBQ5	Eaglemark Savings Bank, NV 0.200% Due 05-19-23			248,875.50	248,953.19	0.23	1.88	05-19-21
	Accrued Interest					3,045.87			
					2,735,154.80	2,747,304.50	0.75	0.61	
COMMERCIAL PAPER									
2,000,000	89233GU95	Toyota Motor Credit 0.000% Due 07-09-21	P-1	A-1+	1,996,114.44	1,999,940.00	0.26	0.02	10-13-20
350,000	89233GUK0	Toyota Motor Credit 0.000% Due 07-19-21	P-1	A-1+	349,343.75	349,979.00	0.25	0.05	10-22-20
4,400,000	46640PV91	JP Morgan 0.000% Due 08-09-21	P-1	A-1	4,392,080.00	4,399,516.00	0.24	0.11	11-12-20
4,000,000	8225X2W18	Shell 0.000% Due 09-01-21	P-1	A-1	3,992,880.00	3,999,240.00	0.24	0.17	12-08-20
2,000,000	50244LXD1	LVMH Moet 0.000% Due 10-13-21	P-1	A-1	1,996,291.66	1,999,300.00	0.25	0.29	01-19-21
4,000,000	17327AZ18	Citigroup 0.000% Due 12-01-21	P-1	A-1	3,994,200.00	3,997,640.00	0.20	0.43	03-15-21
2,500,000	50244LZ31	LVMH Moet 0.000% Due 12-03-21	P-1	A-1	2,496,250.00	2,498,500.00	0.20	0.43	03-08-21
3,000,000	63873JZ37	Natixis NY 0.000% Due 12-03-21	P-1	A-1	2,995,292.49	2,998,200.00	0.21	0.43	03-09-21
1,500,000	06366GZ69	Bank of Montreal 0.000% Due 12-06-21	P-1	A-1	1,497,750.00	1,499,085.00	0.20	0.44	03-11-21

Disclosures:

RedTree's internal accounting system is used as the source of the market value of this account. Although obtained from a source believed to be reliable, we cannot guarantee its accuracy. You should review all account statements provided by the custodian and compare with the statements provided by RedTree.

Portfolio Holdings Report
Northeastern Local School District - 2018 Bond Proceeds
US Bank Custodian Acct Ending x99845
 June 30, 2021

Quantity	Cusip	Security Description	Moody's	S&P	Cost Basis	Market Value	Yield at Cost	Wtd Maturity	Purchase Date
2,500,000	85324TZE9	Standard Chartered Bank 0.000% Due 12-14-21	P-1	A-1	2,495,751.39	2,498,375.00	0.23	0.46	03-23-21
2,975,000	06366GZH5	Bank of Montreal 0.000% Due 12-17-21	P-1	A-1	2,970,349.08	2,973,036.50	0.21	0.47	03-24-21
1,300,000	63873KA72	Natixis NY 0.000% Due 01-07-22	P-1	A-1	1,297,967.67	1,298,973.00	0.21	0.53	04-14-21
1,500,000	89233HA79	Toyota Motor Credit 0.000% Due 01-07-22	P-1	A-1+	1,497,637.50	1,498,815.00	0.21	0.53	04-12-21
3,400,000	60689GAA4	Mizuho Securities 0.000% Due 01-10-22	P-1	A-1	3,394,517.50	3,397,280.00	0.22	0.54	04-15-21
1,000,000	85324UAM5	Standard Chartered Bank 0.000% Due 01-21-22	P-1	A-1	998,275.00	999,150.00	0.23	0.57	04-26-21
					36,364,700.48	36,407,029.50	0.22	0.36	
MONEY MARKET FUND									
	USBMMF	First American Treasury Obligations Fund			13,995.93	13,995.93	0.01		
TOTAL PORTFOLIO					70,439,874.35	70,560,299.16	0.34	0.56	

Disclosures:

RedTree's internal accounting system is used as the source of the market value of this account. Although obtained from a source believed to be reliable, we cannot guarantee its accuracy. You should review all account statements provided by the custodian and compare with the statements provided by RedTree.

15
 Questions? Call 888.596.2293 or email info@redtreeinv.com